

MODify Riser 01

MODify™ is a one-of-a-kind Modular Merchandising System that is made up of interchangeable fixtures and accessories that can be easily assembled, disassembled, and rearranged to create a variety of different display configurations. The MODify system incorporates SEG push-fit fabric graphics that enable you to brand, promote and merchandise with ease.

The MODify Riser 01 is the perfect solution for displaying your merchandise in an eye-catching and organized way. Designed to elevate your products above the rest, this riser is perfect for showcasing your items in a retail setting, trade show, or other event. The MODify Riser 01 is a modern black steel display designed to provide elevated visibility. Optional magnetic graphics can be added to any side for increased branding.



We are continually improving and modifying our product range and reserve the right to vary the specifications without prior notice. All dimensions and weights quoted are approximate and we accept no responsibility for variance. E&OE. See Graphic Templates for graphic bleed specifications

features and benefits:

- 34" W x 18" H x 17.75" D
- Heavy duty black steel
- Inset laminate wood top comes in white, black, natural, or gray wood grain
- Optional magnetic graphics

dimensions:

Hardware

Assembled unit:

34" W x 18" H x 17.75" D
863.6mm(w) x 457.2mm(h) x 450.85mm(d)

Approximate Weight:
32 lbs / 14.515 kg

Shipping

Packing case(s):
1 Box

Shipping dimensions:
(38" L x 6" H x 22" D)
965.2mm(l) x 152.4mm(h) x 558.8mm(d)

Approximate shipping weight:
48 lbs / 21.7724 kg

Graphics

Graphic material: Dye-sublimated fabric

See graphic templates for graphic sizes.

Refer to related graphic templates for more information Visit:

<https://www.theexhibitorshandbook.com/downloads/download-graphic-templates>
or click here

additional information:

Powder coat color options:



Wood laminate color options:



Tools Required





MULTI HEX KEY
(INCLUDED)



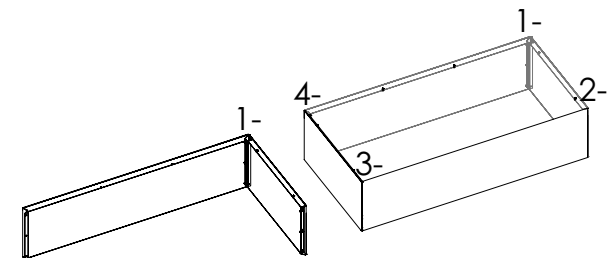
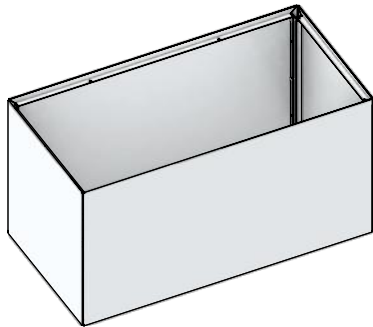
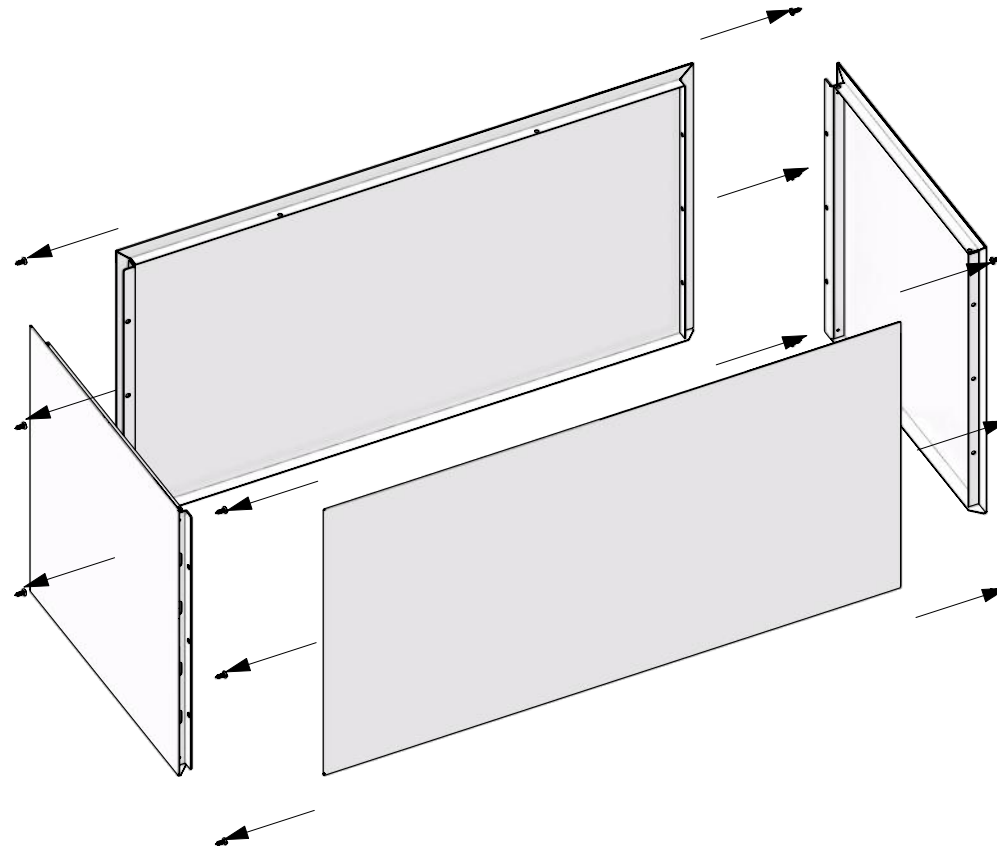
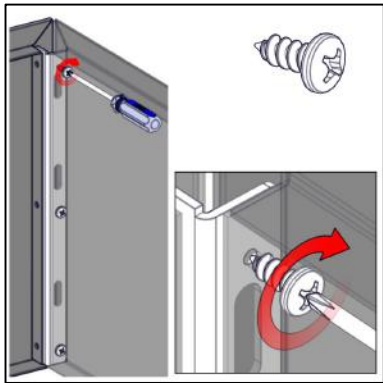
PHILLIPS SCREW DRIVER
(NOT INCLUDED)




SETUP INSTRUCTIONS

QTY	IMAGE	DESCRIPTION
4		
12		1/2" No 10 Metal Screw

STEP 1

ASSEMBLE PANELS BY EACH CORNERS (SILVER SCREWS_

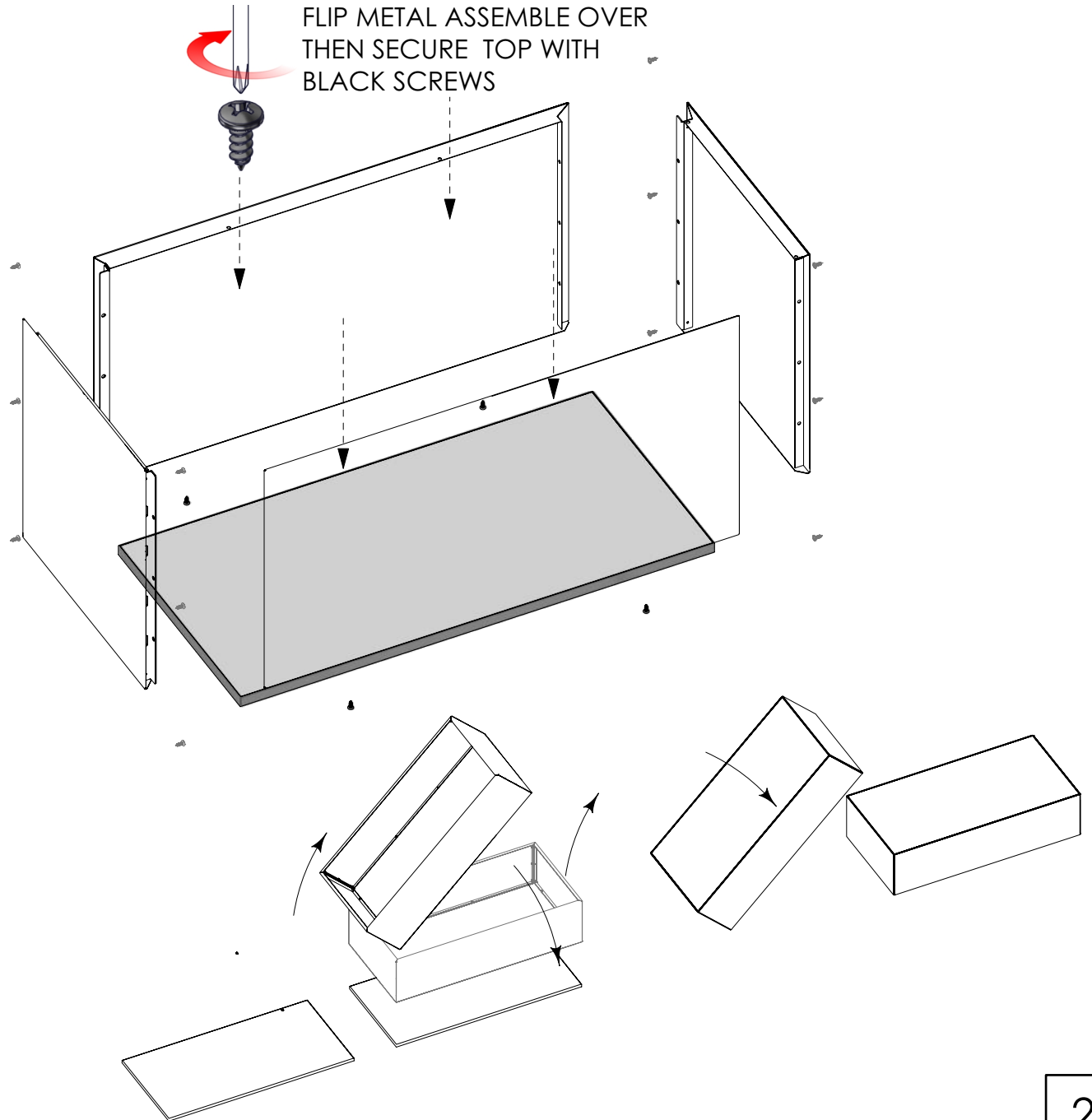
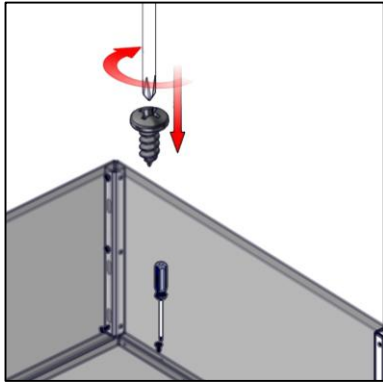


QTY	IMAGE	DESCRIPTION
4		1/2" No 10 Metal Screw(black)
2		3x1 Top
1		




SETUP INSTRUCTIONS

STEP 2

POSITION WOOD PANEL FACING DOWN,
FLIP METAL ASSEMBLY OVER
THEN SECURE TOP WITH
BLACK SCREWS

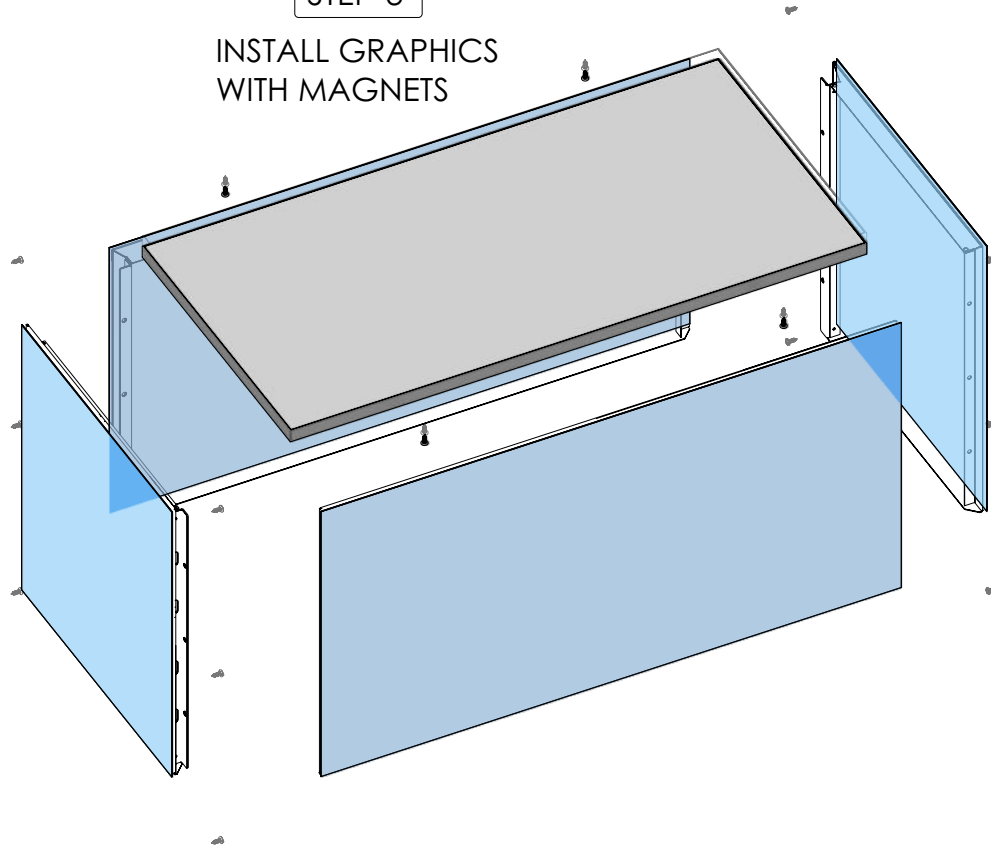
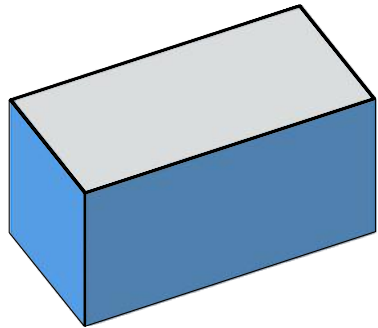
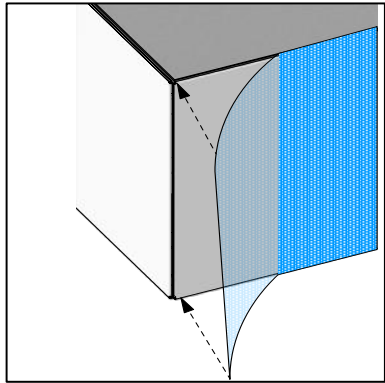


SETUP INSTRUCTIONS







QTY	IMAGE	DESCRIPTION
2		(34.70 w X 18.87 h total size) 33.70 w X 17.87 h finish size, 1mm magnetized 1 sided print.
1		(18.43 w X 18.87 h total size) 17.43 w X 17.87 h finish size, 1mm magnetized 1 sided print.
1		(18.43 w X 18.87 h total size) 17.43 w X 17.87 h finish size, 1mm magnetized 1 sided print.

STEP 3





INSTALL GRAPHICS WITH MAGNETS



Kit Hardware BOM

ITEM	COMPONENTS	QTY	DESCRIPTION
	1x1 Panel	2	
	3x1 Top	2	3x1 Top
	3x2 Panel	2	
	SCREW	12	1/2" No 10 Metal Screw
	SCREW	4	1/2" No 10 Metal Screw(black)
		1	

Kit Graphics BOM

	MFY-RSR-01-A-G	1	(34.70 w X 18.87 h total size) 33.70 w X 17.87 h finish size, 1mm magnetized 1 sided print.
	MFY-RSR-01-B-G	1	(18.43 w X 18.87 h total size) 17.43 w X 17.87 h finish size, 1mm magnetized 1 sided print.
	MFY-RSR-01-C-G	1	(34.70 w X 18.87 h total size) 33.70 w X 17.87 h finish size, 1mm magnetized 1 sided print.
	MFY-RSR-01-D-G	1	(18.43 w X 18.87 h total size) 17.43 w X 17.87 h finish size, 1mm magnetized 1 sided print.