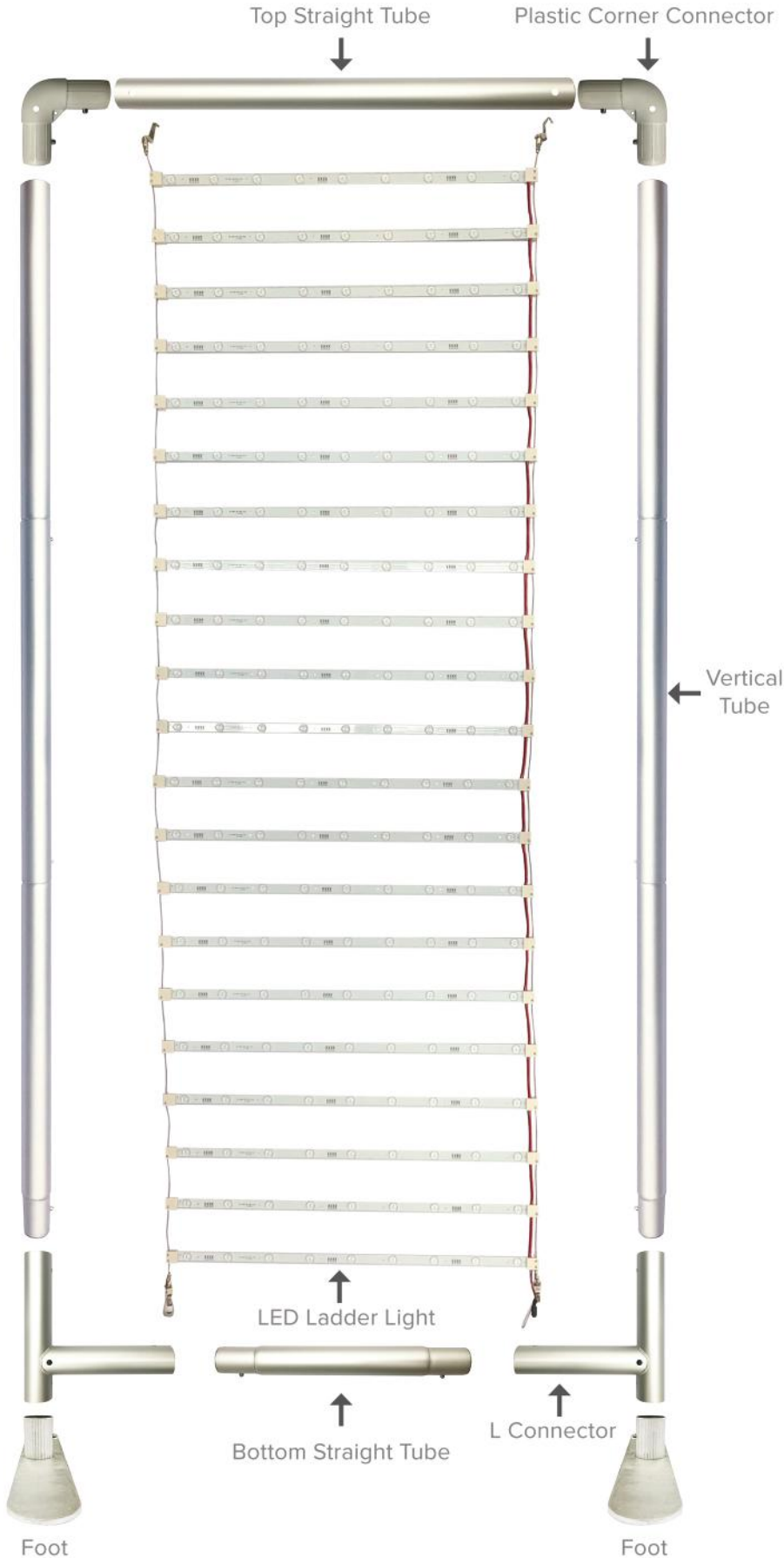


EZ TUBE CONNECT BACKLIT

PRODUCT CATEGORY: EZ FABRIC DISPLAYS
INSTRUCTIONS FOR 3ft, 5ft, and 10ft FRAMES


SETUP INSTRUCTIONS



Tube Connection



LED Light Installation Top Connection
Insert hooks into holes along top tube
5ft and 10ft frames have holes in corners to attach
3ft and 8ft frame only attach along top tube



LED Light Installation Bottom Connection
Insert hooks into holes along bottom tube
Bottom of lights have a pull loop and
adjuster to add tension to lights

EZ TUBE CONNECT BACKLIT

PRODUCT CATEGORY: EZ FABRIC DISPLAYS


INSTRUCTIONS FOR 3ft, 5ft, and 10ft FRAMES

TRANSFORMER WIRING INSTRUCTIONS

Power wires for transformers are highlighted in red on the renders below.


Make to sure to set up the ladder lights accordingly.

Feed wiring through the opening for legs on the graphic per renderings.



3ft

1 Ladder Light
1 Transformer
1 Outlet Required



5ft

2 Ladder Lights
2 Transformers
2 Outlets Required



10ft

4 Ladder Lights
4 Transformers
4 Outlets Required