

LED Light Battery Pack

BATTERY-PACK-1

This portable battery is capable of powering or charging small electronic devices such as LED display lights, outdoor tent lights, laptop computers, cell phones, or tablets. Perfect for use where outlets may not be available or desired.



We are continually improving and modifying our product range and reserve the right to vary the specifications without prior notice. All dimensions and weights quoted are approximate and we accept no responsibility for variance. E&OE.

features and benefits:

- Battery capacity of 41,600 mAh
- 1x Quick Charge output USB 3.0 Port: 5V/3A, 9V/2A Max 18W
- 2x USB-A Port output: 5V/2.4A per port
- LED Flashlight
- Recharges via wall adapters (included)
- 4 Level LED remaining power indicator
- DC Input: 19V/2A
- AC Input: 17-25V Max 40W
- 90 day warranty

dimensions:

Hardware

Assembled unit:
9.2" w x 3.5" h x 3.5" d
233.68mm(w) x 88.90mm(h) x 88.90mm(d)

Approximate weight:
5 lbs / 3 kg

Shipping

Packing case(s):
1 Box

Shipping dimensions:
11" w x 7" h x 6" d
280mm(w) x 178mm(h) x 153mm(d)

Approximate total shipping weight:
6 lbs / 3 kg

additional information:

Refer to page 2 for port identification.



This product may include the following materials for recycle:
aluminum, select wood, fabric, cardboard, paper, steel, and plastics.

Included In Your Kit

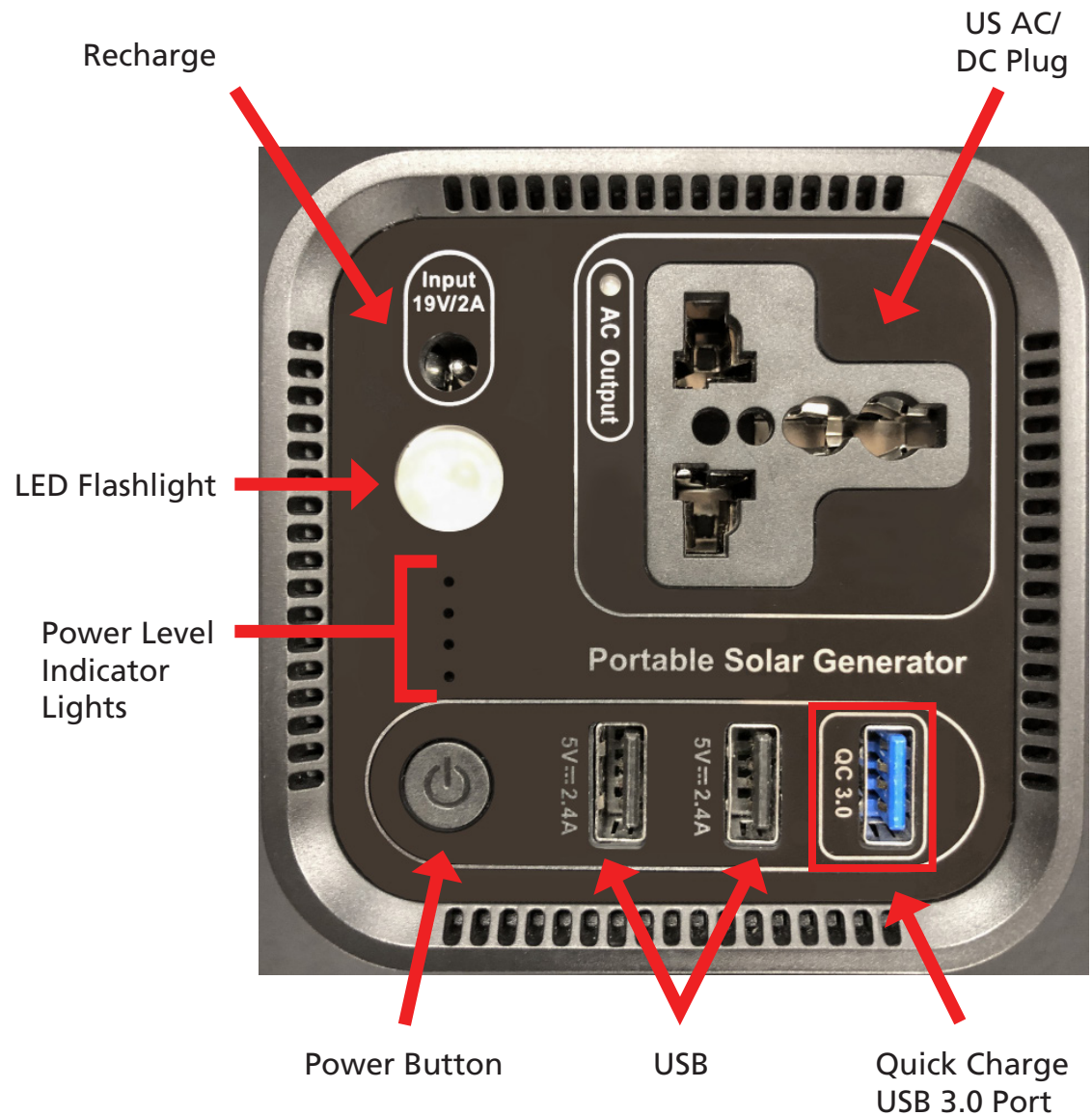


LED Light Battery (x1)



LED Light Battery Charger (x1)

Connection Details




Charging the Battery Pack



Plug the adapter into an outlet.

The indicator light on the adapter will turn green to indicate power is passing through.



Plug the adapter into the battery pack.


The battery pack lights will illuminate to indicate that it is charging.



The number of lights shown correspond to the percentage the battery pack is charged:

4 lights = 76%-100%, 3 lights = 51%-75%,
2 lights = 26%-50%, 1 light = 1%-25%

Using the Battery Pack



Quickly tap the power button twice to turn on the battery pack. Hold the button to turn on the LED flashlight.

The indicator light will turn green to indicate the unit is on, and ready to use.



Plug in any devices that fit the power criteria of the battery pack to be charged or powered! Battery life will vary based on the power required by your connected devices.