Straight Hopup Accessory Kit 02: 3x3 Hopup

Total Graphic Area: 93.5”w X 93.5”h
Total Visual Area: 89.5”w X 89.5”h
Monitor Mount Cut Area: .039”w x 12”h

Please be sure to include the 2” bleed around the perimeter (note trim & stitch locations on template). DO NOT design any critical elements (text, logos, etc.) within 2” of the edge. Also, do not design critical elements near the monitor mount cut area as the monitor will obstruct it. Please see the layer labeled Monitor Obstructions for monitor placement.

Use separate pages for counter graphic. This panel only represents placement to show the obstructed area.

General Art Guidelines:

– CMYK Color Mode
– All Solid Coated Pantone colors should be called out in the art as spot colors
– Embed all images and support files
– Resolution must be 100-120 ppi
– All fonts must be created to outlines
– Do not scale artboard
– Background color/images must bleed to the edge of artboard
– Do not use spot colors from template in your artwork as they will not print

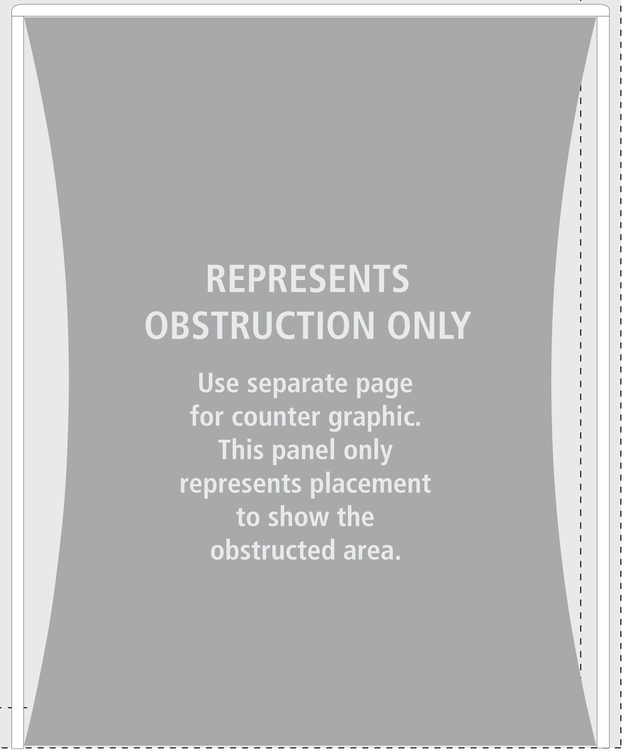

bleed area
trim line
velcro placement
stitch line

28.5” width + bleed

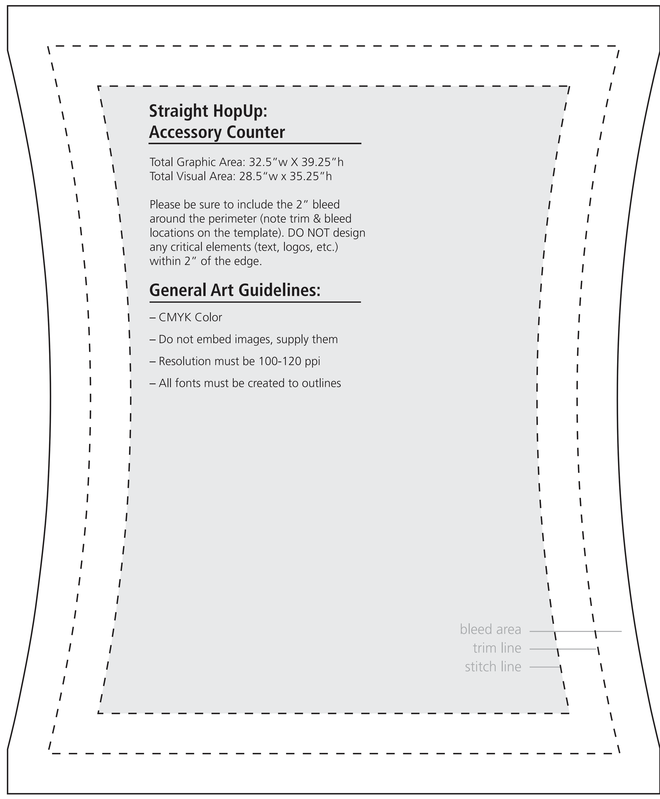

Straight Hopup Accessory Kit 02: 3x3 Hopup

Total Graphic Area: 93.5”w X 93.5”h
Total Visual Area: 89.5”w X 89.5”h
Monitor Mount Cut Area: .039”w x 12”h

Please be sure to include the 2” bleed around the perimeter (note trim & stitch locations on template). DO NOT design any critical elements (text, logos, etc.) within 2” of the edge. Also, do not design critical elements near the monitor mount cut area as the monitor will obstruct it. Please see the layer labeled Monitor Obstructions for monitor placement.

Use separate pages for counter graphic. This panel only represents placement to show the obstructed area.

General Art Guidelines:

- CMYK Color Mode
- All Solid Coated Pantone colors should be called out in the art as spot colors
- Embed all images and support files
- Resolution must be 100-120 ppi
- All fonts must be created to outlines
- Do not scale artboard
- Background color/images must bleed to the edge of artboard
- Do not use spot colors from template in your artwork as they will not print

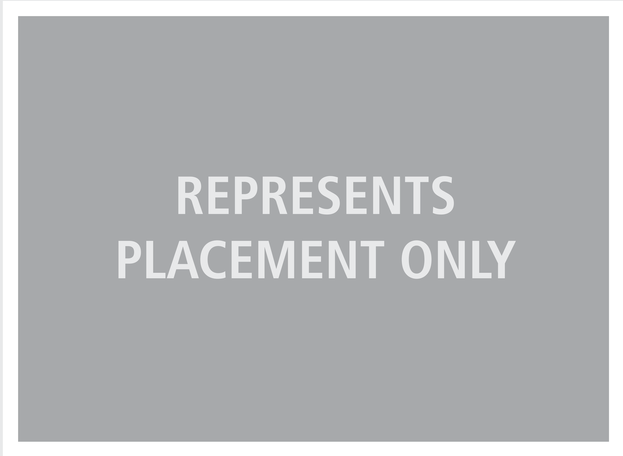

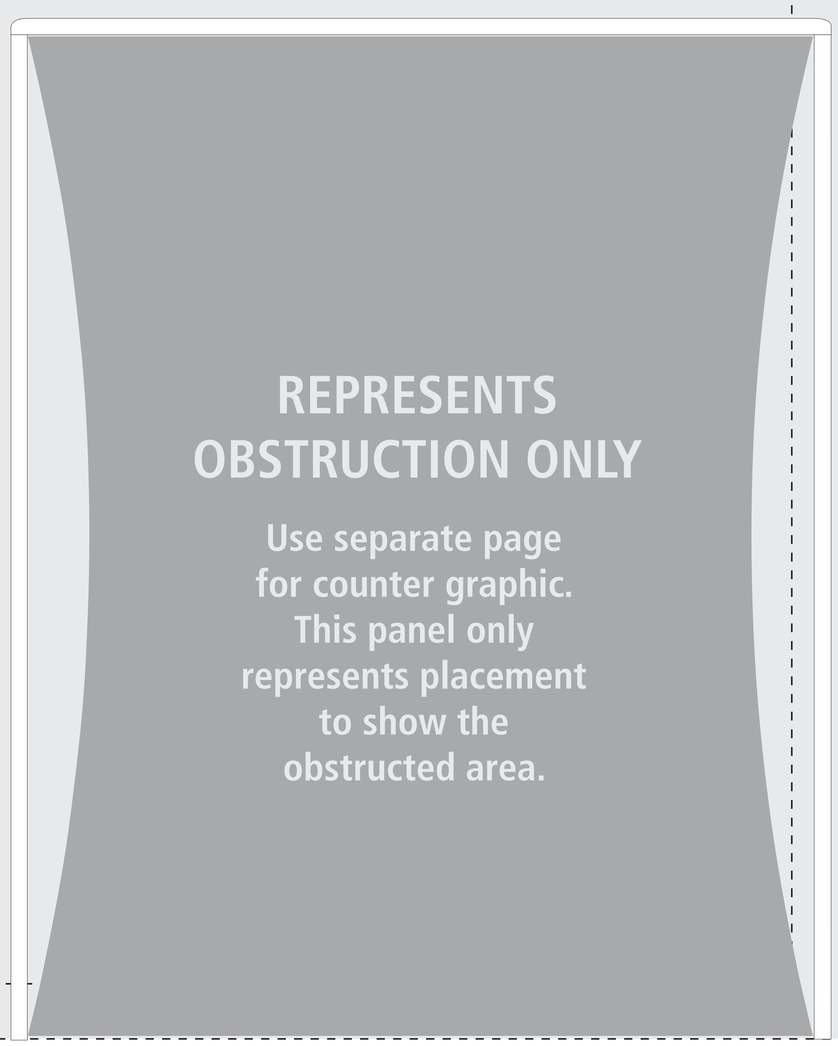

bleed area
trim line
velcro placement
stitch line

Straight HopUp:
Accessory Counter

Total Graphic Area: 32.5"w X 39.25"h
Total Visual Area: 28.5"w x 35.25"h

Please be sure to include the 2" bleed around the perimeter (note trim & bleed locations on the template). DO NOT design any critical elements (text, logos, etc.) within 2" of the edge.

General Art Guidelines:

– CMYK Color

– Do not embed images, supply them

– Resolution must be 100-120 ppi
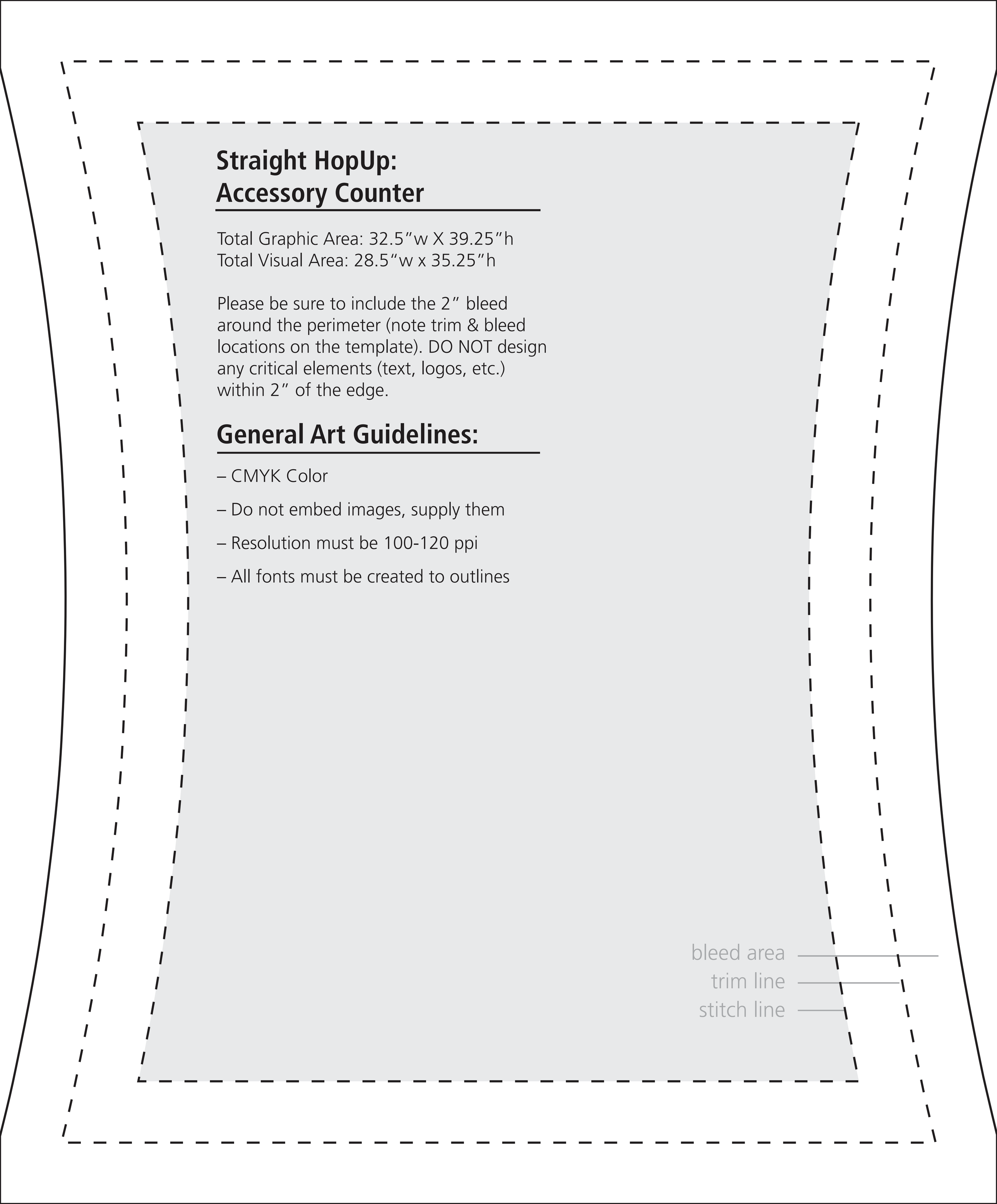
– All fonts must be created to outlines