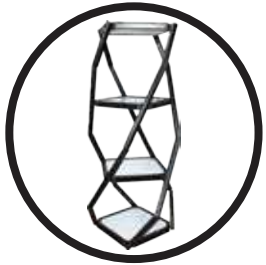


# Twist Portable Display Cabinet

## TWIST-3

The Twist portable display cabinet is a plastic collapsible display case that includes three shelves with overhead lighting over each. Side panels are your choice of clear plexiglass or printed plex panels. Perfect for tradeshow, events and in more permanent applications.



## features and benefits:

- Portable, collapsible, illuminated display cabinet
- Heavy-duty plastic construction and 12 plexiglass window panels
- Easily collapses and packs into portable carry bag
- Includes three integrated 14" w x 14" d shelves, three overhead lights
- Optional branded graphic panels (14.5" w x 20" h) offered a la carte
- One year hardware warranty against manufacturer defects

## dimensions:

Hardware	Shipping
<p>Assembled unit: 16.25" w x 61.38" h x 16.25" d 413mm(w) x 1559mm(h) x 413mm(d)</p> <p>Approximate weight: 40 lbs / 19 kg</p>	<p>Packing case(s): 1 Box(es)</p> <p>Shipping dimensions: 25" l x 24" h x 10" d 635mm(l) x 610mm(h) x 254mm(d)</p> <p>Approximate total shipping weight: 41 lbs / 19 kg</p>

## additional information:

Shelves hold maximum recommended weight of 15 lbs / 6 kg



This product may include the following materials for recycle:  
aluminum, select wood, fabric, cardboard, paper, steel, and plastics.

We are continually improving and modifying our product range and reserve the right to vary the specifications without prior notice. All dimensions and weights quoted are approximate and we accept no responsibility for variance. E&OE. See Graphic Templates for graphic bleed specifications.

# Kit Assembly

## Step by Step

### Step 1.

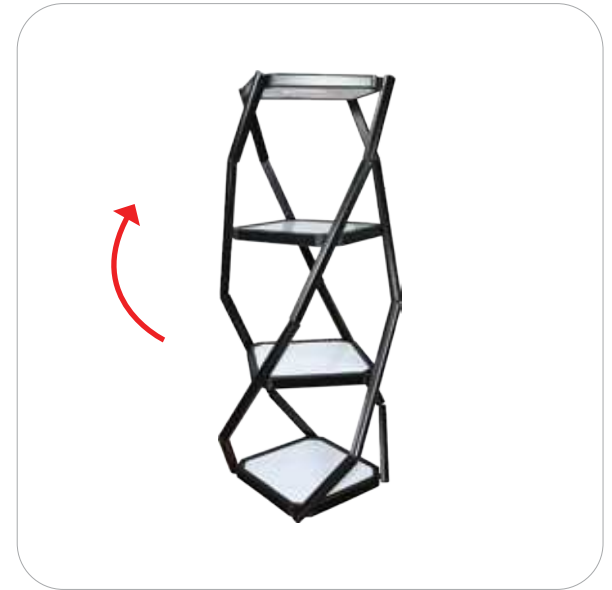
Take out of bag and place in desired location.



### Step 2.

Pull and twist unit up to extend to full height, push down locking clips to secure.

Disclaimer: When collapsing, undo clips then push and twist unit down in opposite direction for proper disassembly.



### Step 3. Optional

Attach graphics/panels by inserting into channels.



### Step 4.

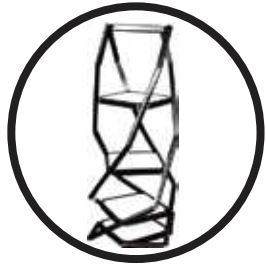
Setup is complete.



# Twist Portable Display Cabinet

## TWIST-4

The Twist portable display cabinet is a plastic collapsible display case that includes four shelves with overhead lighting over each. Side panels are your choice of clear plexiglass or printed plex panels. Perfect for tradeshows, events and in more permanent applications.



## features and benefits:

- Portable, collapsible, illuminated display cabinet
- Heavy-duty plastic construction and 16 plexiglass window panels
- Easily collapses and packs into portable carry bag
- Includes four integrated 14" w x 14" d shelves, four overhead lights
- Optional branded graphic panels (14.5" w x 20" h) offered a la carte
- One year hardware warranty against manufacturer defects

## dimensions:

Hardware	Shipping
<p>Assembled unit: 16.25" w x 81.25" h x 16.25" d 413mm(w) x 2064mm(h) x 413mm(d)</p> <p>Approximate weight: 45 lbs / 21 kg</p>	<p>Packing case(s): 1 Box(es)</p> <p>Shipping dimensions: 25" l x 24" h x 10" d 635mm(l) x 610mm(h) x 254mm(d)</p> <p>Approximate total shipping weight: 46 lbs / 21 kg</p>

## additional information:

Shelves hold maximum recommended weight of 15 lbs / 6 kg



This product may include the following materials for recycle:  
aluminum, select wood, fabric, cardboard, paper, steel, and plastics.

We are continually improving and modifying our product range and reserve the right to vary the specifications without prior notice. All dimensions and weights quoted are approximate and we accept no responsibility for variance. E&OE. See Graphic Templates for graphic bleed specifications.

# Kit Assembly

## Step by Step

### Step 1.

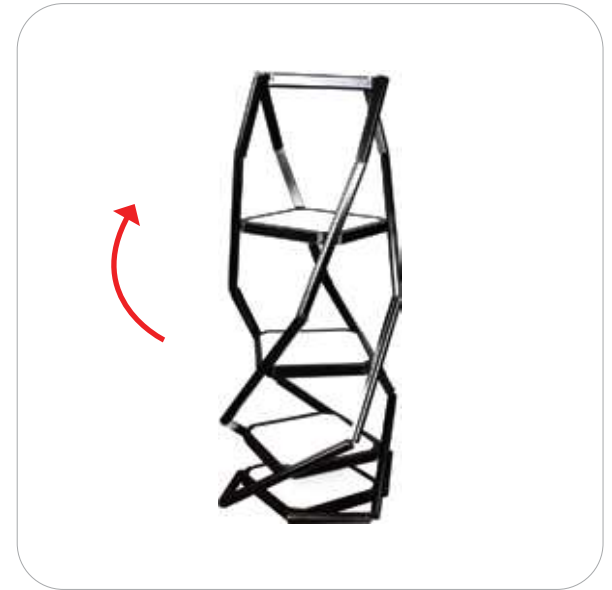
Take out of bag and place in desired location.



### Step 2.

Pull and twist unit up to extend to full height, push down locking clips to secure.

Disclaimer: When collapsing, undo clips then push and twist unit down in opposite direction for proper disassembly.



### Step 3. Optional

Attach graphics/panels by inserting into channels.



### Step 4.

Setup is complete.

