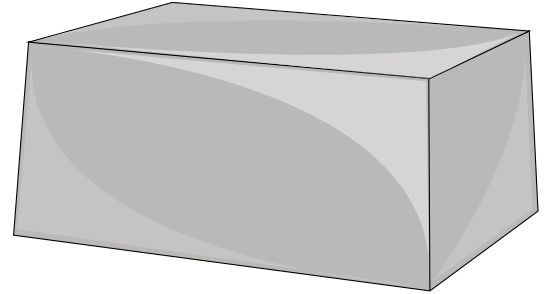
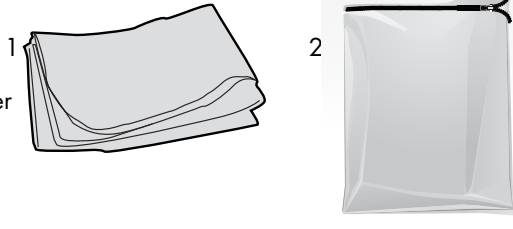


Fitted Outdoor Table Throw

Product Parts

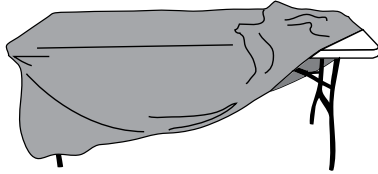
- 1 - Table Throw
- 2 - Plastic Bag with Zipper



Assembly Instructions

Step 1

Remove Table Throw (1) from the Plastic Bag (2) and place on a clean table.



Step 2

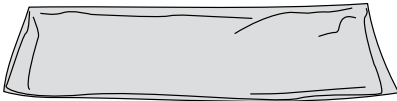
Smooth fabric in place and verify that front graphic is centered.



Disassembly Instructions

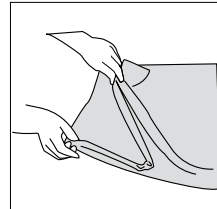
Step 1

Remove Table Throw (1) from table and lay flat on a clean surface. Fold in thirds lengthwise.



Step 2

Fold in thirds again and place in plastic bag (2)



Storage & Care

Machine wash on gentle cycle using mild detergent. Do Not dry clean.

Tumble dry on low heat setting only. Do Not iron. Wrinkles should be steam cleaned.