Outdoor Graphic:
5' Zoom Tent - Canopy

TEMPLATE ID # 13 HD
Total Canopy Area: 60" x 60"
Total Graphic Area: 55" x 55" (91.7% of canopy)
Total Visual Area: 38" x 38" (63.3% of canopy)

Top:
Total Graphic Area: 60" w x 60" h
Total Visual Area: 38" w x 28" h

Bottom:
Total Graphic Area: 60" w x 12.25" h
Total Visual Area: 38" w x 8.25" h

Please be sure to include a 1" bleed around the perimeter. DO NOT design your artwork to extend beyond the outline 2" of the edge. Please see ghosted area on template for safe area.

Graphic will be limited to area shown on template. Do not place graphic in front of tent panels.

General Art Guidelines:

- CMYK Color Mode
- All Solid Coated Pantone colors should be called out in the art as spot colors
- Embed all images and support files
- Resolution must be 200-600 dpi @ 100% of the size of the tent
- All fonts must be created to outlines
- Do not scale artboard
- Important text and/or logo must bleed to the edge of artboard
- Do not use spot colors from template in your artwork as they will not print

A
TOP

BOTTOM

bleed area
trim line
safe area

B
TOP

BOTTOM

C
TOP

BOTTOM

D
TOP

BOTTOM

Outdoor Graphic:
5′ Zoom Tent - Canopy

TEMPLATE IS @ 1/2 SIZE
Total Graphic Size (Qty 4):
Total Graphic Area: 60″w x 52.25″h
Total Visual Area: 58″w x 50.25″h

Top:
Total Graphic Area: 60″w x 40″h
Total Visual Area: 58″w x 39″h

Bottom:
Total Graphic Area: 60″w x 12.25″h
Total Visual Area: 58″w x 11.25″h

Please be sure to include a 1″ bleed around the perimeter. DO NOT design any critical elements (text, logos, etc.) within 2″ of the edge. Please see gray area on template for safe zone.

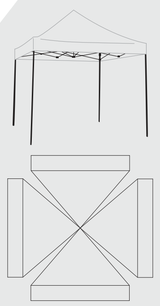

Graphic will be finished as seen above. Edges will be hemmed together to form tent graphic.

General Art Guidelines:

- CMYK Color Mode
- All Solid Coated Pantone colors should be called out in the art as spot colors
- Embed all images and support files
- Resolution must be 200-240 ppi @ 1/2 size, 100-120ppi @ 100% size
- All fonts must be created to outlines
- Do not scale artboard
- Background color/images must bleed to the edge of artboard
- Do not use spot colors from template in your artwork as they will not print

A

TOP

BOTTOM

bleed area
trim line
safe area

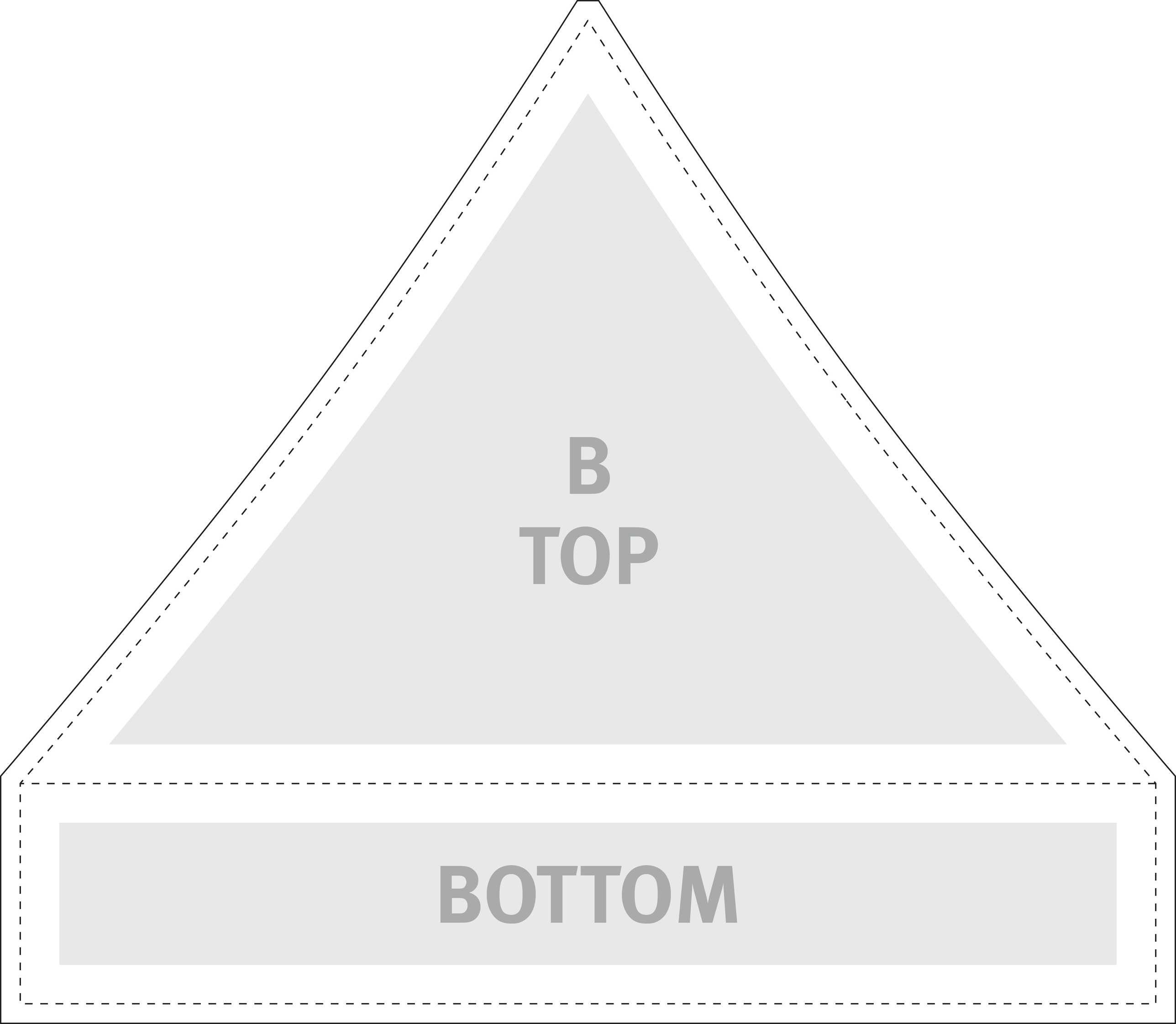
B
TOP
BOTTOM

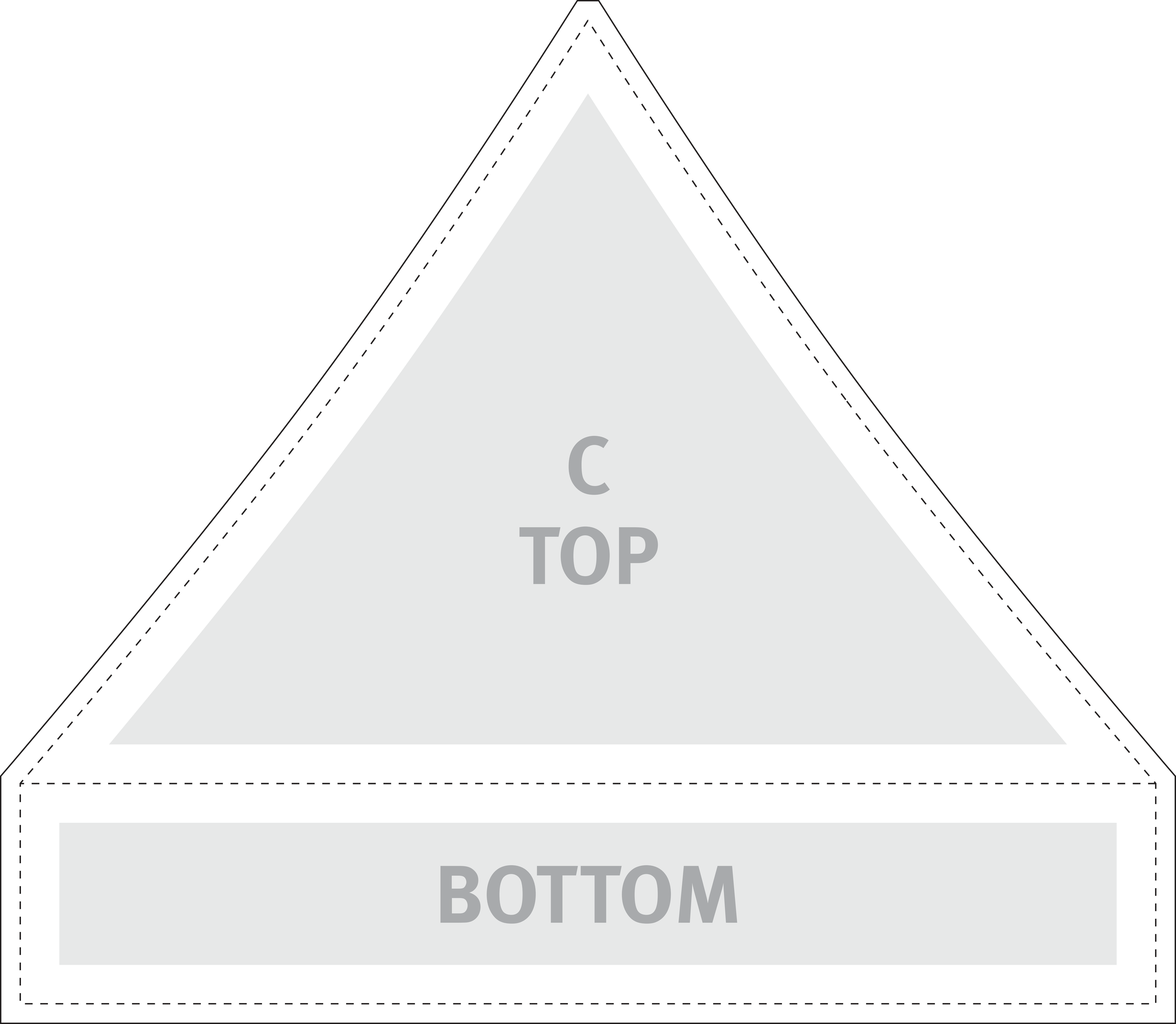
C
TOP
BOTTOM

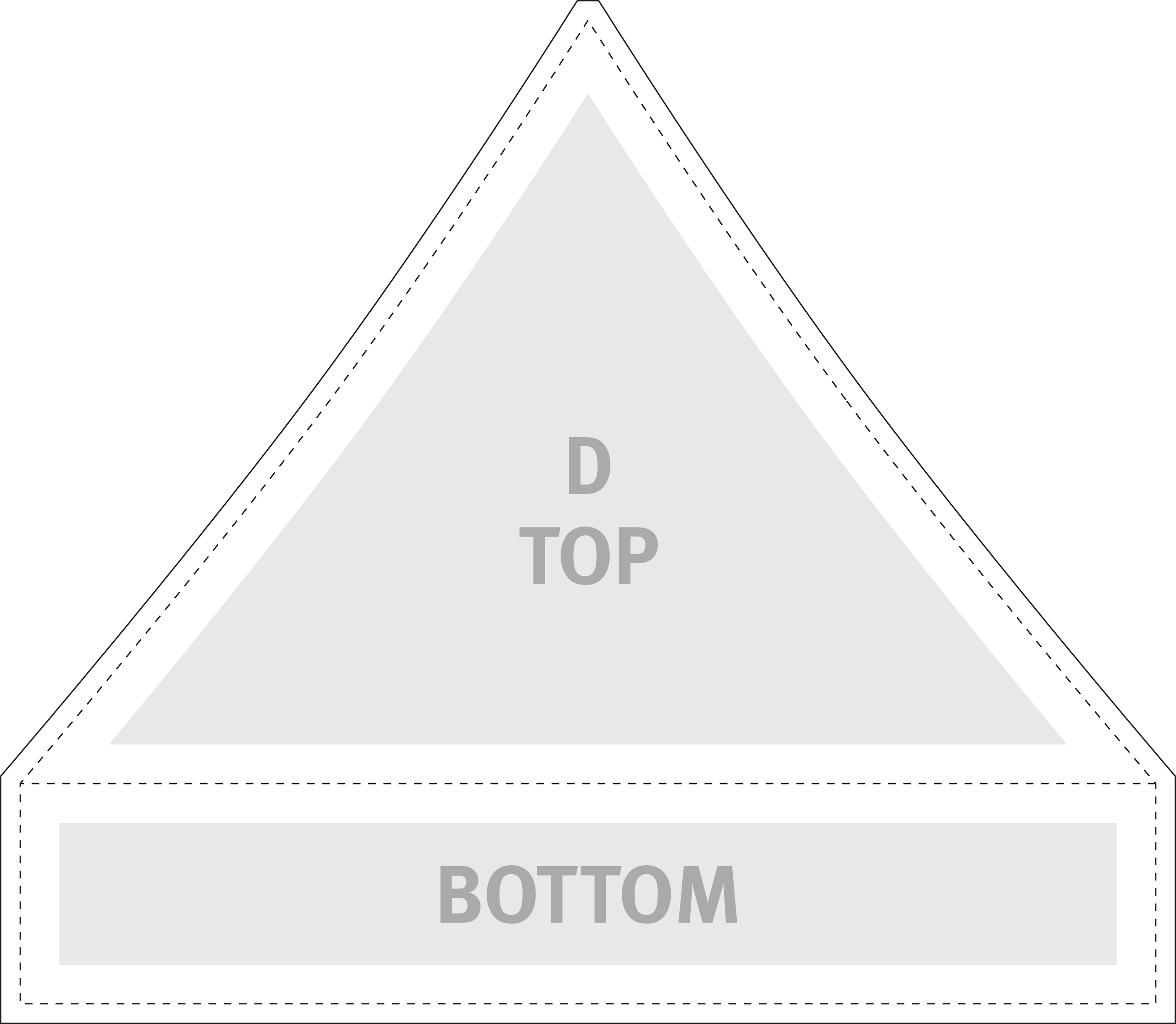
D
TOP
BOTTOM