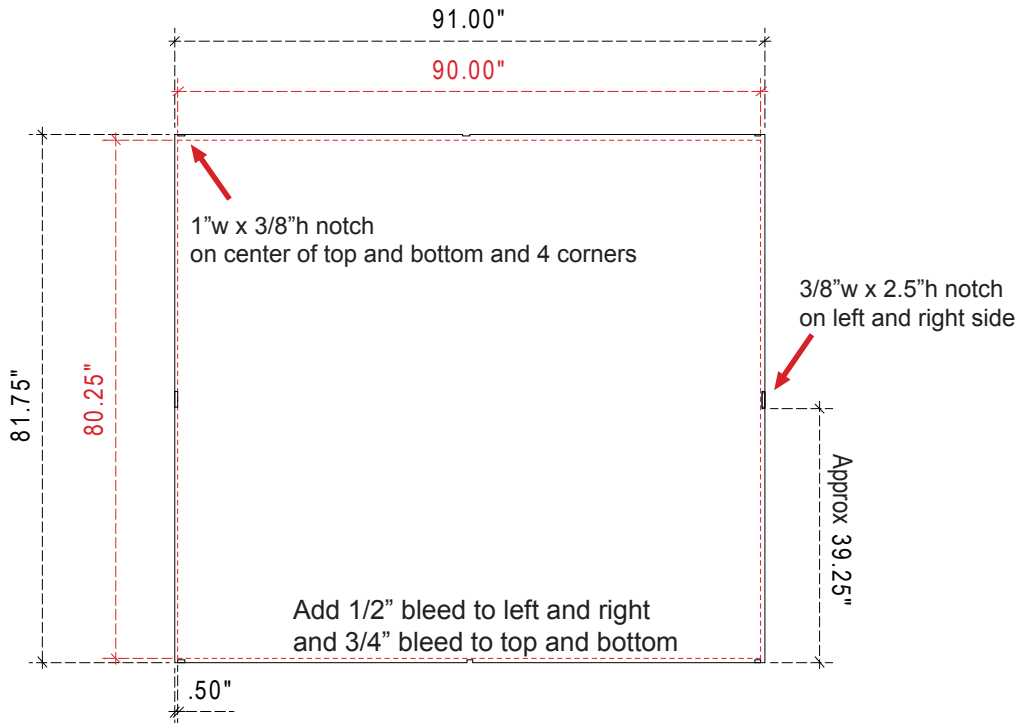


Product Name: VK-2105
Process: Colossus 8-Color
Material: Poly Knit 9
Effective Date: 09/20/13

NOTE: Graphic files must be @ 150 dpi Finished Size.
DO NOT send Flattened Files. Production can not manipulate the content, proportion or color of these files.

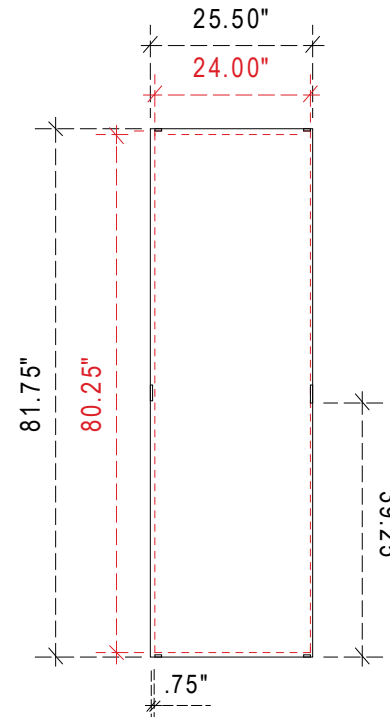
Backwall Tension Fabric Graphic (Included)



Finished Size: 91"w x 81.75"h
Live Area: 90"w x 80.25"h

Sew 1/2" hook Velcro into **front perimeter**

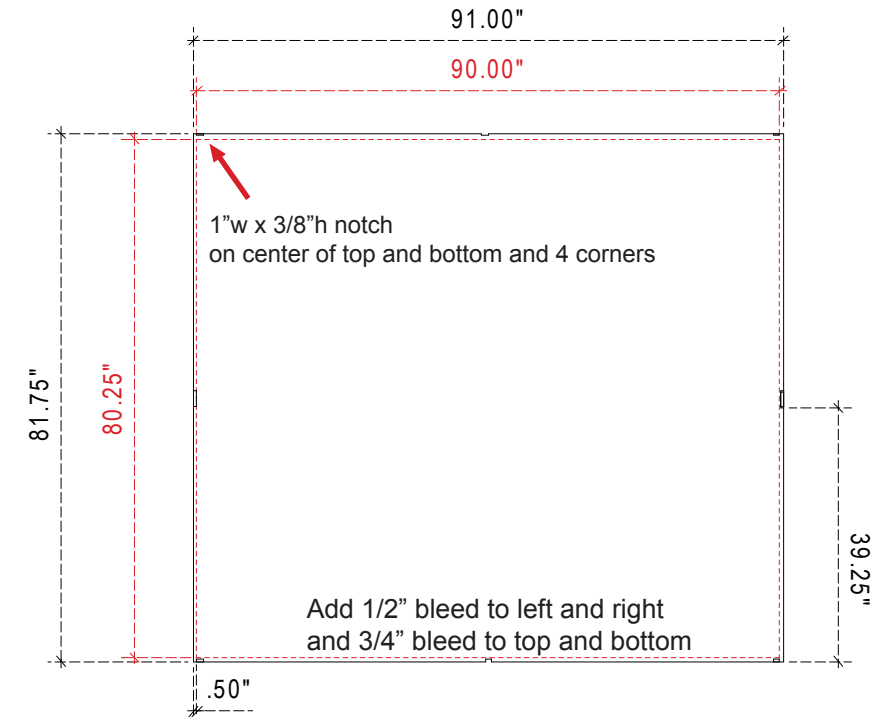
Banner Section Graphic (Included)



Finished Size: 25.5"w x 81.75"h
Live Area: 24"w x 80.25"h

Sew 1/2" hook Velcro into **front perimeter**

Backwall Large Section Graphic (Included)

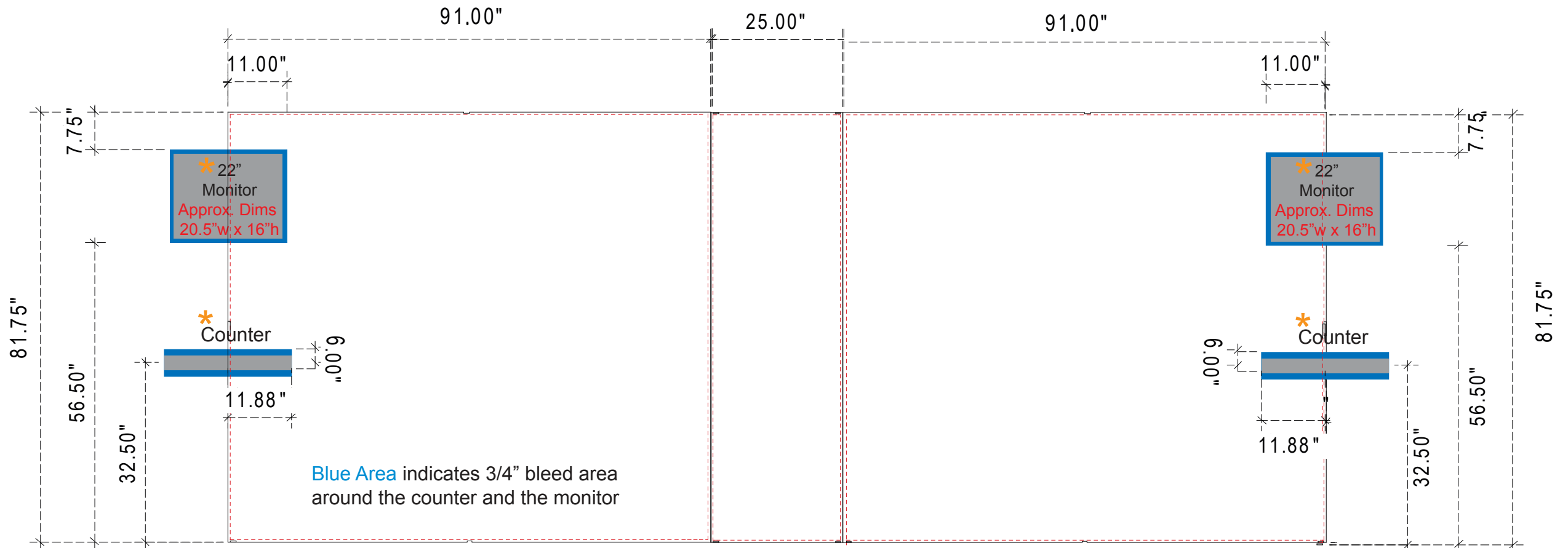


Finished Size: 91"w x 81.75"h
Live Area: 90"w x 80.25"h

Sew 1/2" hook Velcro into **front perimeter**

NOTE: These dimensions are for graphic layout purposes.
Graphic needs to be cut and test fitted to Sacagawea frame.

NOTE: Graphic files must be @ 150 dpi Finished Size.
DO NOT send Flattened Files. Production can not manipulate
the content, proportion or color of these files.



NOTE: When adding Monitors and Counters to the Sacagawea unit, portions of the graphic will be covered.
Please design graphic layout according to suggested locations.
-See Header Graphic Dims for header locations.*

NOTE: These dimensions are for graphic layout purposes.
Graphic needs to be cut and test fitted to Sacagawea frame.



Product Name: VK-2105
Process: See Below
Material: See Below
Effective Date: 09/20/13

NOTE: Graphic files must be @ 150 dpi Finished Size.
DO NOT send Flattened Files. Production can not manipulate
the content, proportion or color of these files.

Single Sided: NO

Double Sided: YES

Fabric Option

Knit 9
Unprinted Twill

Print/Cut Size

115" (w) X 38" (h)
114" (w) X 38" (h)

Final Size

114" (w) X 19" (h)
113" (w) X 19" (h)

Zipper Length

113.25"
113.25"

Sewing Instructions:

Zipper sewn across top.
Seam sides using a 1/2" seam.
Test hang on frame.

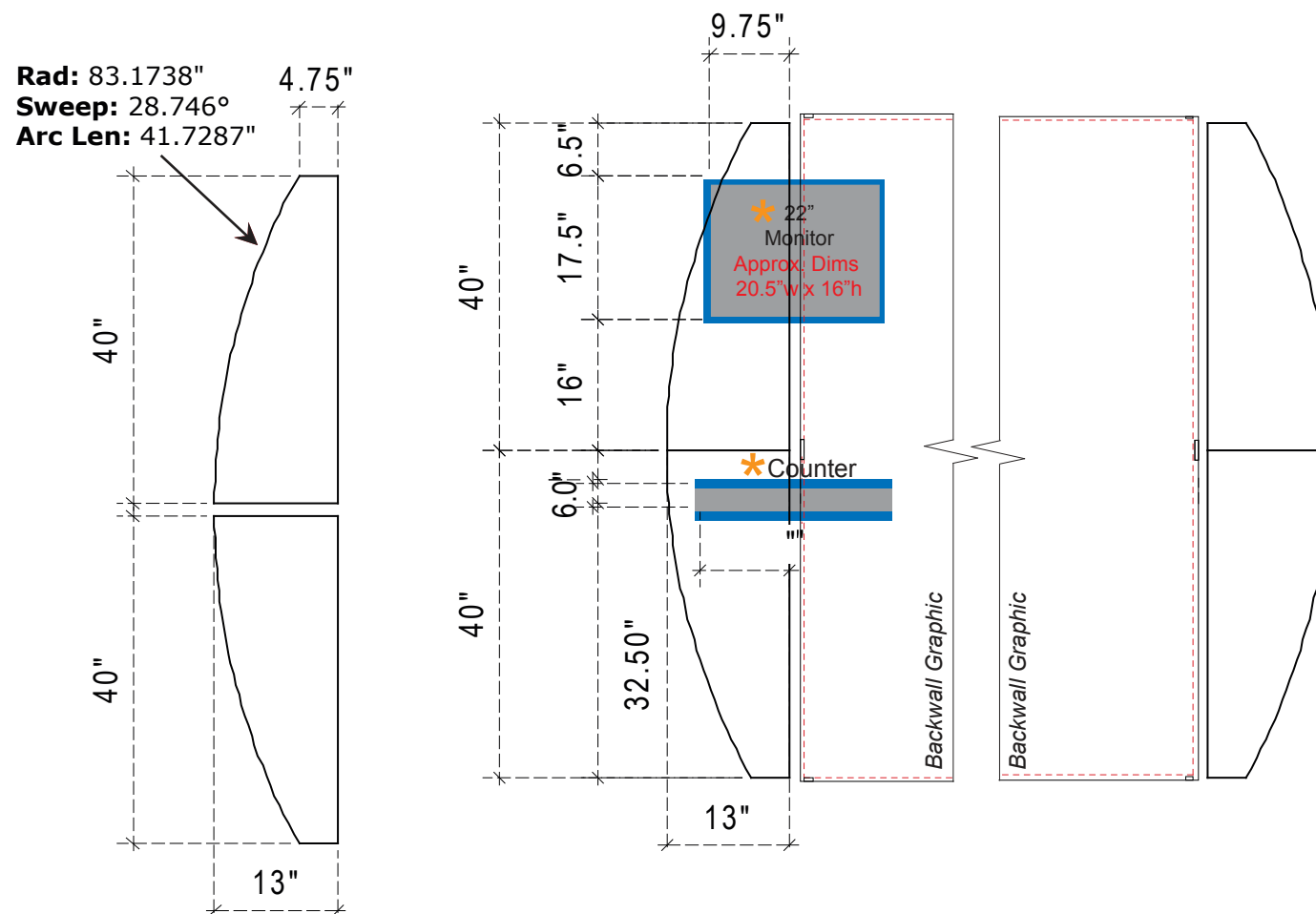
NOTE: These dimensions are for graphic layout purposes.
Graphic needs to be cut and test fitted to Sacagawea frame.

NOTE: Graphic files must be @ 150 dpi Finished Size.
DO NOT send Flattened Files. Production can not manipulate the content, proportion or color of these files.

A small portion of your graphic(s) may be hidden by monitor and counter. Please use these diagrams to position your graphics correctly.

Convex Wing for T-Series

20' Unit includes (2) Bottom Panels and (2) Upper Panels

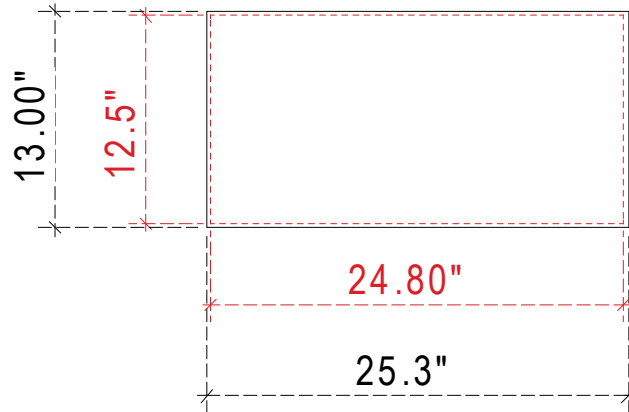


NOTE: These dimensions are for graphic layout purposes.
Graphic needs to be cut and test fitted to Sacagawea frame.



NOTE: Graphic files must be @ 150 dpi Finished Size.
DO NOT send Flattened Files. Production can not manipulate
the content, proportion or color of these files.

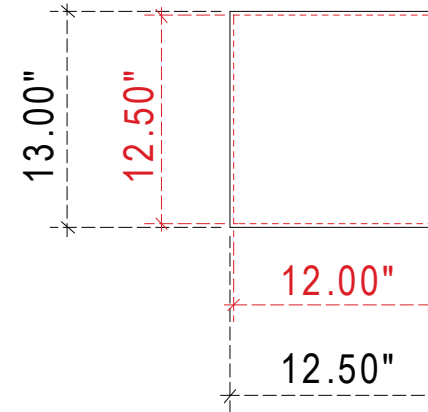
Pedestal Front Insert
Material: 1/8" Sintra



Finished Size: 25.3"w x 13"h
Graphic live area: 24.8"w x 12.5"h

Add 1/4" bleed around perimeter

Pedestal Side Insert
Material: 1/4" Sintra



Finished Size: 12.5"w x 13"h
Graphic live area: 12"w x 12.5"h

Add 1/4" bleed around perimeter