Hanging 4-sided rectangle 1203

4-SIDED RECTANGLE

Outside A:
Total graphic area: 82”w X 46”h
Total visual area: 72”w X 36”h
Outside B:
Total graphic area: 154”w X 46”h
Total visual area: 144”w X 36”h
Graphic at 25% of actual size

BOTTOM PANEL

Total graphic area: 154”w X 82”h
Total visual area: 144”w X 72”h
Graphic at 25% of actual size

GRAPHIC CODES

RTG-1203-G - Single sided
Single sided 4-sided rectangles have outside printed only
Outside A
Total graphic area: 82”w X 46”h
Total visual area: 72” w X 36”h
Outside B
Total graphic area: 154”w X 46”h
Total visual area: 144”w X 36”h
This template represents only one side of the structure. Please design each side on an individual template and not as a whole. If artwork is the same on all (4) sides one layout is suitable for printing.

RTG-1203-GDBL - Double sided
Outside dimensions for 4-sided structure
Outside A
Total graphic area: 82”w X 46”h
Total visual area: 72”w X 36”h
Outside B
Total graphic area: 154”w X 46”h
Total visual area: 144”w X 36”h
Inside dimension for 4-sided structure
Inside A
Total graphic area: 82”w X 46”h
Total visual area: 72”w X 36”h
Inside B
Total graphic area: 154”w X 46”h
Total visual area: 144”w X 36”h
This template represents only one side of the structure. Please design each side on an individual template and not as a whole. If artwork is the same on all (4) sides one layout is suitable for printing.

RTG-1203-GPBP - Bottom Panel (Printed)
Bottom Panel dimensions for 4-sided structure. Panel will be sewn onto the bottom of 4-sided structure
Total graphic area: 154”w X 82”h
Total visual area: 144”w X 72”h

Please be sure to include the 5” bleed around the perimeter to compensate for the finishing of the graphics. Do not design any critical elements (text, logos, etc.) within 1” of the edge (see dotted lines).
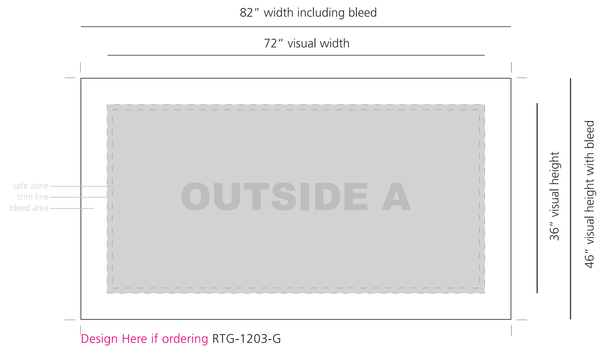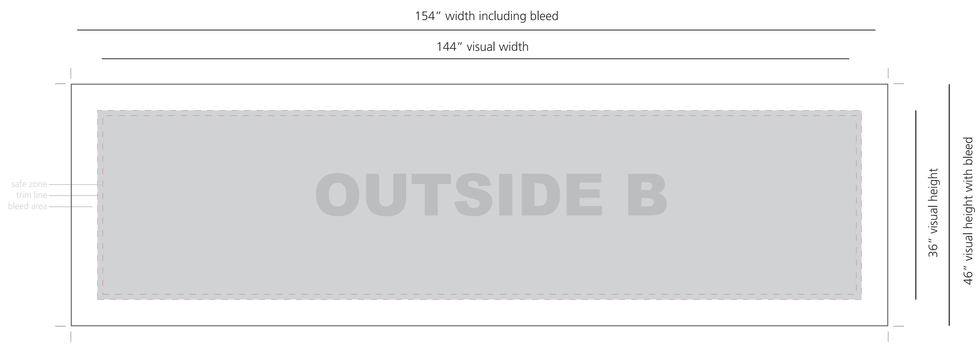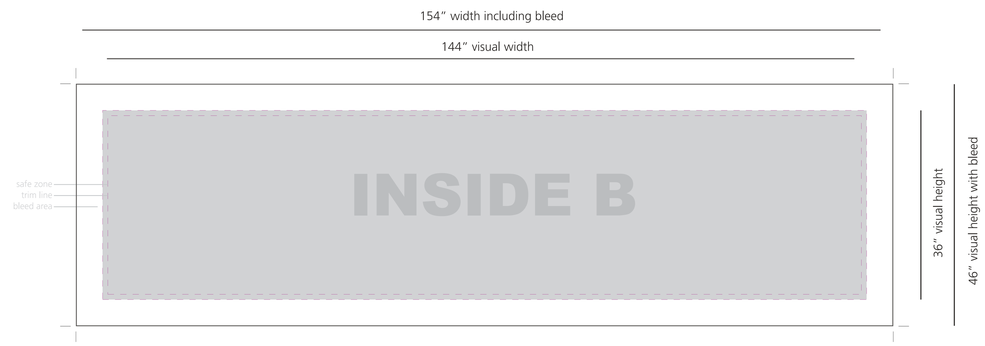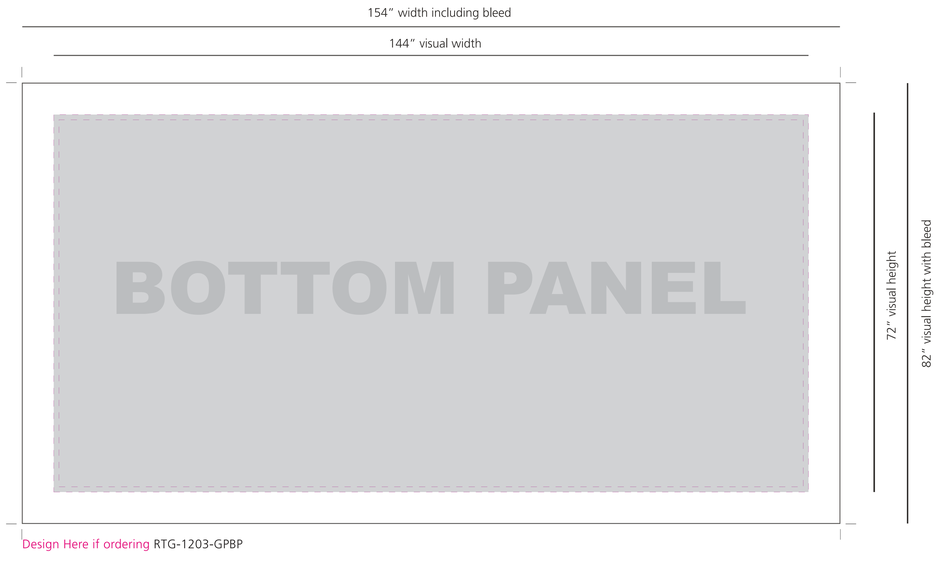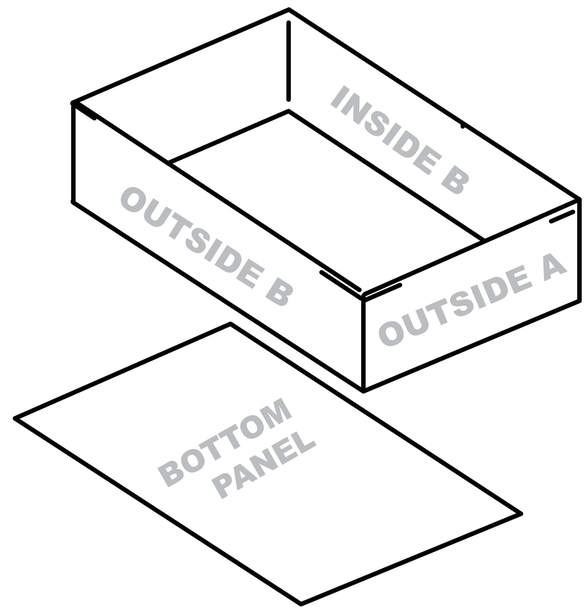
General Artwork Guidelines
- cmyk color mode
- do not embed images, supply them
- resolution must be 100-120 ppi
- all fonts must be created to outlines