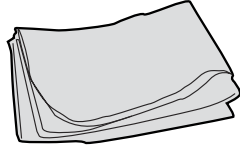


# UltraFit 4' Demo Throw

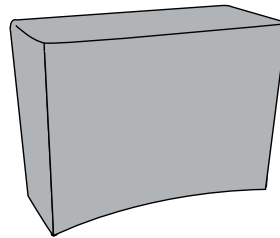
## Product Parts

1 - Table Throw

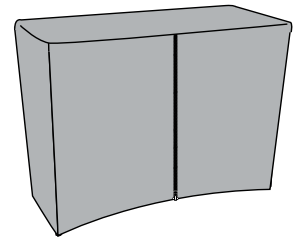
1



FRONT



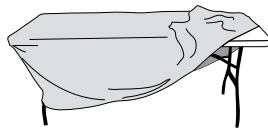
BACK



## Display Set-Up

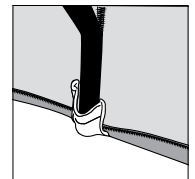
### Step 1

Remove the Table Throw (1) from the bag and place on table.



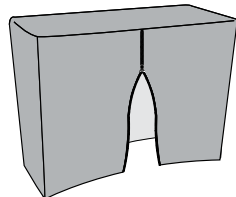
### Step 2

Insert the feet of the table into the pockets located on the bottom inside corners of the throw.



### Step 3

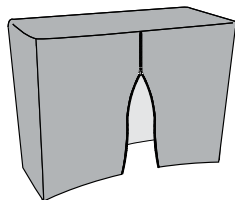
After inserting all four table feet into the pockets, close the back zipper.



## Storage

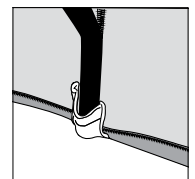
### Step 1

Unzip the back zipper.



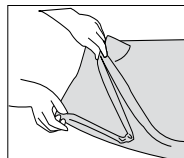
### Step 2

Remove all four table feet from the pockets.



### Step 3

Remove Table Throw (1) and fold. Place into a Carry Case (sold separately) and store in a cool, dry location.



## Care

Recommended for indoor use only.

Machine wash on gentle cycle using mild detergent. Tumble dry low-heat setting only. Do not dry clean. Do not iron.