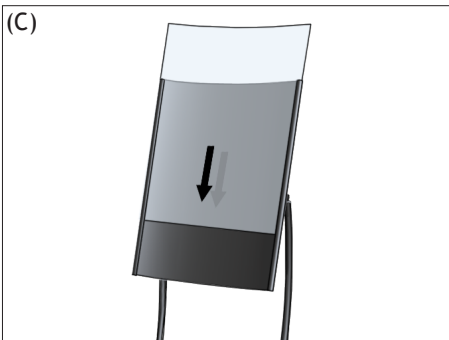
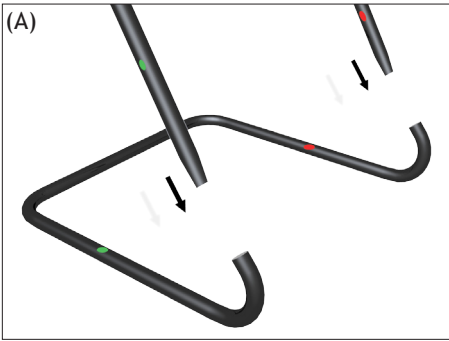


Eclipse Signholders

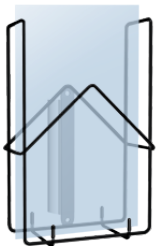
1. Slide poles into corresponding holes on base (fig. A).
2. Screw frame onto poles using Phillips head screws (fig. B).
3. Slide graphic into frame slots (fig. C).

Applicable Products:

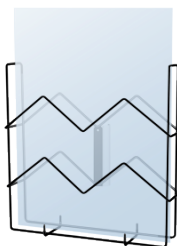
TE-1F
TE-1C



ACCESSORIES



PB-1



PB-2

