

# LIGHTBOX DISPLAYS

ONE CHOICE - 3 PACK LIGHTBOX DISPLAY  
DOUBLE-SIDED  
PRODUCT CODE: OC-3LIGHTBOXG2



Front View



Angle View

## PRODUCT DESCRIPTION

The One Choice 3-Pack Lightbox allows you to add more to your backlit display to create a stylish backdrop. Lightbox is lit using pre-installed LED edge lights. Latches secure frame, making this 80mm profile completely toolless. Customized SEG fabric graphics slide easily into recessed grooves on aluminum frame. Feet and connection clips included.

## FEATURES

### DISPLAY DIMENSIONS

- 118 1/8" W x 79 1/8" H x 15" D

### GRAPHIC MATERIAL

- Dye-Sub Fabric

### DISPLAY CONSTRUCTION

- Aluminum frame

### GRAPHIC DIMENSIONS

- 39" W x 79" H (6 Graphics)

### GRAPHIC FINISHING

- Silicone beading is sewn around the perimeter of the fabric graphic. Silicone beading is hidden from view once installed.

## WEIGHTS & DIMENSIONS (WITH STAND & GRAPHICS)

### SHIPPING WEIGHTS

- (Qty 3): 60 lbs
- (Qty 25): 480 lbs

### PACKAGE DIMENSIONS

- (Single Box): 45" L x 6" W x 13" H
- (Freight): 48" L x 40" W x 61" H skid

## TURNAROUND TIME

### GRAPHIC PACKAGE

- 2 business days after proof approval\*

### AVAILABILITY

- WEST COAST FULFILLMENT CENTER

\*After proof approval, for **up to 3 sets**. Reply with approval via e-mail by 4:00pm PT the day prior to the assigned ship date.



ON  
FRAME



ON  
GRAPHIC



DOUBLE  
SIDED



INDOOR




# LIGHTBOX DISPLAYS

ONE CHOICE - 3 PACK LIGHTBOX DISPLAY  
DOUBLE-SIDED  
PRODUCT CODE: OC-3LIGHTBOXG2



## LED FEATURES

### LED STRIPS



### LED WIRE CONNECTOR



### TRANSFORMER



### LED STRIP FEATURES

#### LED STRIP LENGTH

- 940mm / pc
- 4 pcs total each Lightbox frame piece

#### LED SIZE

- 940 x 18.2 x 12mm
- 21 Light Beads

#### EACH LIGHT BEAD

- 1.2 W
- 120 Lumen
- 1.1 W, 24 V

#### BEST LIGHTING AREA

- < 1.1 M

### TRANSFORMER FEATURES

#### INPUT (AC)

- 100 / 120V

#### OUTPUT (DC)

- 24V

#### ELECTRIC CURRENT

- 4.16A

#### POWER

- 100W



## PARTS LIST




**QTY 3:**  
**Box Case**

**Outside Dimensions:**  
• 45" L x 12 1/2" W x 5" H  
**Inside Dimensions:**  
• 44" L x 12" W x 5" H




**QTY 3:**  
**Bottom Frame Piece**

• 39 3/8" L x 3 1/8" W



**QTY 12:**  
**Side Frame Pieces**

• 39 3/8" H x 3 1/8" W



**QTY 3:**  
**Top Frame Piece**

• 39 3/8" L x 3 1/8" W




**QTY 6:**  
**LED Wire Connector**

• 3" L



**QTY 3:**  
**Transformer Power Cord**

• 61" L



**QTY 3:**  
**Support Pole**

• 38 3/8" L



**QTY 18:**  
**Connection Clips**

• 2 1/2" H x 1/4" W x 3/8" L



# LIGHTBOX DISPLAYS

ONE CHOICE - 3 PACK LIGHTBOX DISPLAY  
DOUBLE-SIDED  
PRODUCT CODE: OC-3LIGHTBOXG2



## CARE SHEET - DYE-SUB FABRIC

### HANDLING TIPS

1. If your exhibit fabric has a zipper, please keep zipper closed for storage.
2. Wrinkles can be removed with cool iron or fabric steamer.
3. Fabric should NOT be stored when damp or wet. Store in cool, dry area.
4. For storing graphics please remove from plastic packaging that was provided and keep fabric in cool/dry place.

### WASHING

1. Your fabric graphic can be machine washed. Remove any hardware attached to the fabric prior to cleaning. Use MILD soap and cool water. Air dry fabric, dry on frame if frame is available.
2. Fabric must be COMPLETELY dry prior to storing.
3. DO NOT DRY CLEAN

### STAIN TREATMENT

1. Treat stain from backside of fabric.
2. Remove as much debris as possible with a soft bristle brush (do NOT rub too hard).
3. Use a clean, lint-free white cloth. Lightly pat the stain from the outside moving in (to keep stain from spreading).
4. If a cleaning solution is used, rinse the area well with water to ensure NO solution is left on fabric.
5. Most stains can be treated with household fabric stain removers. It is ALWAYS important to test how the solution will react to the fabric. This can be tested by dabbing solution to a small corner of the fabric. Most household cleaners will provide treatment instructions depending on the type of stain.



- Wrinkles can be removed from fabric with a cool iron or steamer.



- Fabric can be machine washed - use cold water, delicate cycle.



- Do NOT bleach fabric



- Do NOT tumble dry. Fabric must be air dried on the frame to prevent shrinking.