


# ▶ GRAND GAZEBO SKIRT (10% SCALE)

ARTWORK TEMPLATE



## ARTWORK PLACEMENT & MEASUREMENTS ▼

### BLEED AREA (CUT SIZE) —

**OUTERMOST BLACK RECTANGLE** » 342" WIDE X 38" TALL

To prevent any unwanted white border from showing at the edges, be sure to extend background colors and/or design elements to this guideline.

### VIEWABLE AREA (FINISHED SIZE) —

**LIGHT GRAY RECTANGLE** » 334" WIDE X 36" TALL

This guideline shows you approximately what will be seen once the Gazebo Skirt has been sewn.

### EDGE OF STITCHING —

**GRAY DASHED LINE** » 329.5" WIDE X 34" TALL

This guideline is to show you approximately where the seam will be sewn onto the Gazebo Skirt. The vinyl this is printed on is stretchy and hand sewn, therefore, this line may vary. All important elements (text, logos, etc.) should remain at least 2" from this guideline.

### LOGO PLACEMENT (SAFE AREA) —

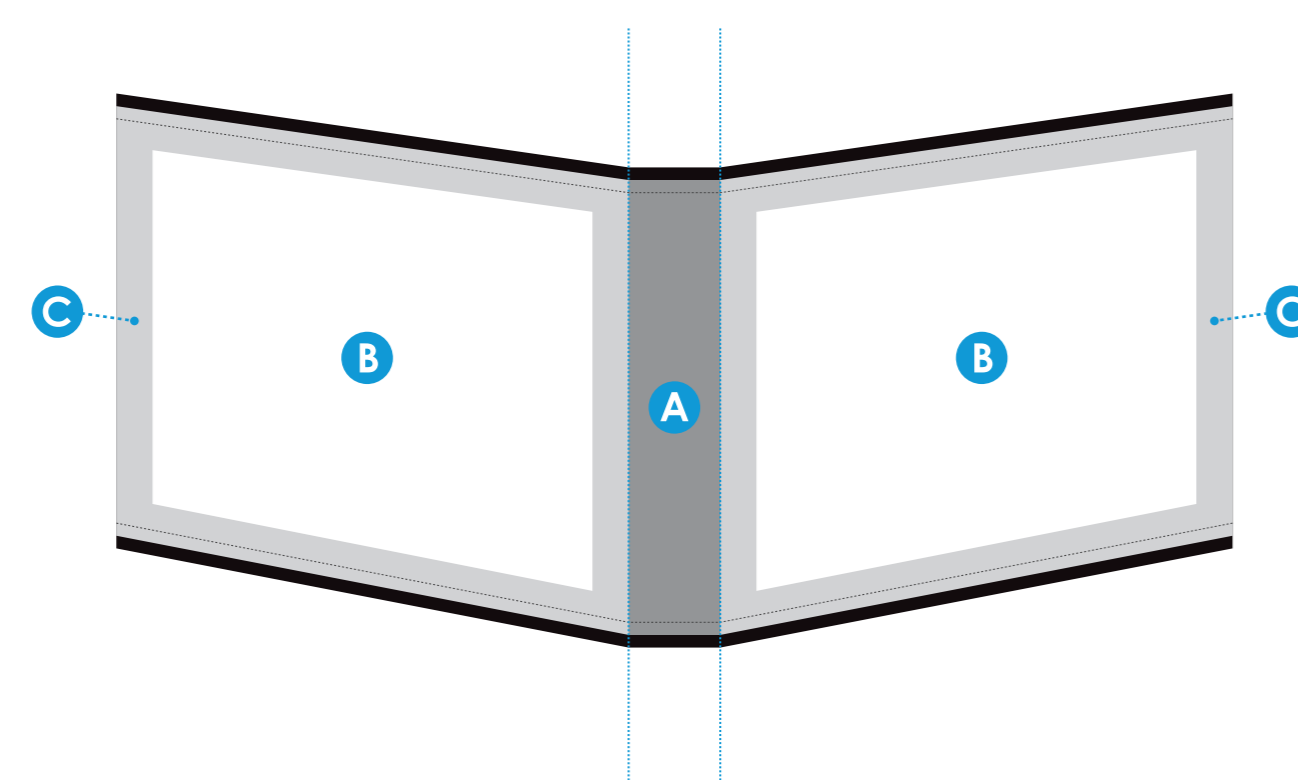
**INNERMOST WHITE RECTANGLES** » 55" WIDE X 30" TALL

Use these rectangles (B) for centering logos and images on each of the large flat sides (C) of the Gazebo Skirt.

### CORNER SWIVEL —

**DARK GRAY RECTANGLES** » 7.25" WIDE X 36" TALL


The Gazebo Skirt wraps around the bottom frame, covering five large flat sides and four small flat sides. The four smaller flat sides are known as the Corner Swivels. The dark gray rectangles with the tall vertical lines next to them (A) show the space taken by the corner swivels. The tall, blue vertical lines show approximately where the Gazebo Skirt bends to wrap around the frame. Each of the five white "Logo Placement" rectangles (B) has a light gray rectangle around it (C) which represents each large flat side.



▶ HOW IT WORKS

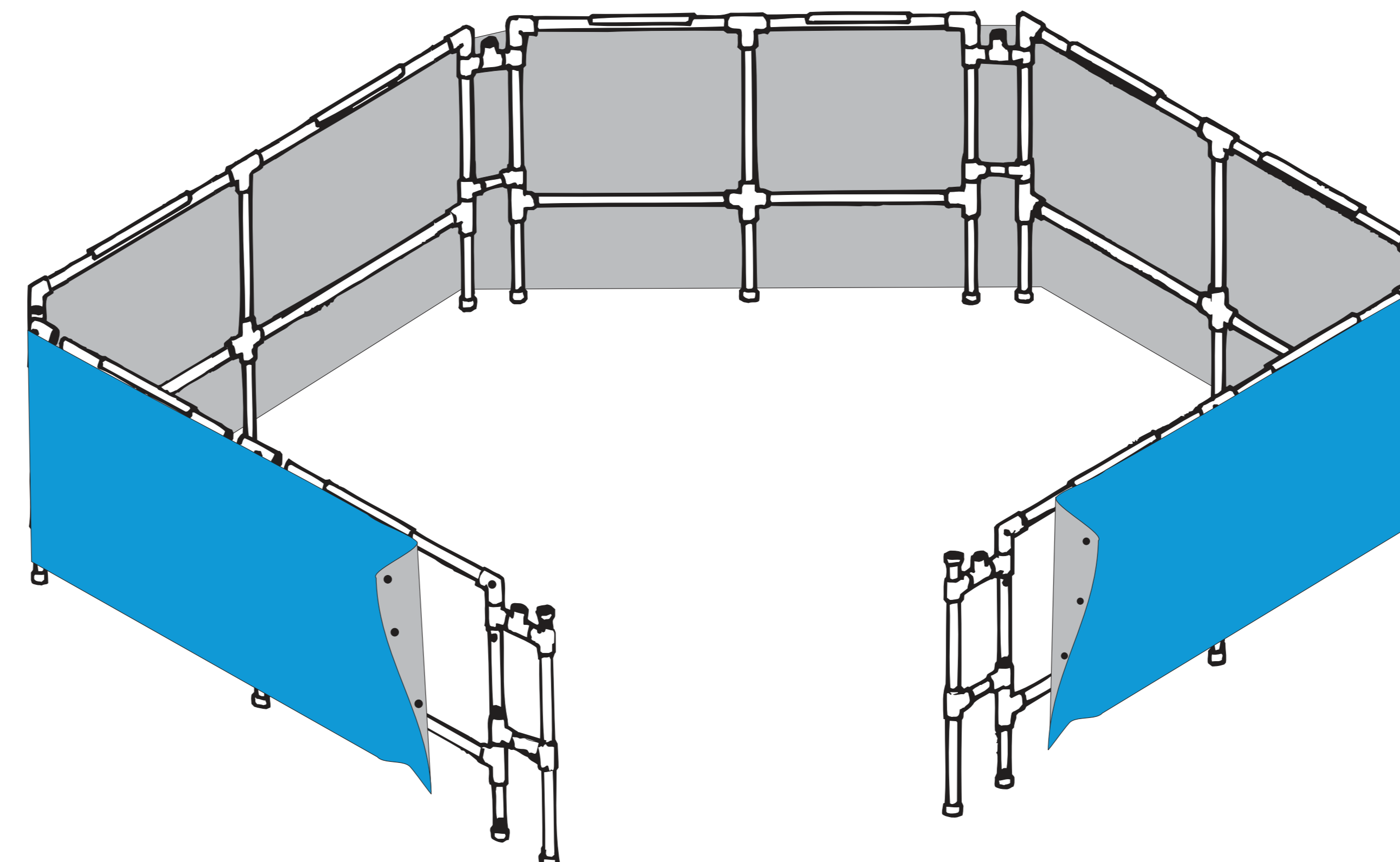
### GAZEBO SKIRT —

The Grand Gazebo Skirt is one continuous piece of vinyl wrapped around 5 of the 6 flat sides of the hexagonal frame.



### DO NOT SCALE —

PLEASE DO NOT SCALE THE GAZEBO TEMPLATES.  
ARTWORK SHOULD BE SUBMITTED AT 10% SCALE.



## COLOR/RESOLUTION ▼

Our printer is closely calibrated to the **Pantone Solid Coated** chart. Use these spot colors for your submitted artwork. For raster images, please save them in CMYK format for the closest color match.

For the best and darkest black save all blacks as **C=20 M=20 Y=20 K=100**.

All digital artwork is printed 100 DPI (dots per inch). As this template is 10% scale, please be sure all placed/raster images are at least 1000 DPI at the 10% size, or 100 DPI at 100% size.

Text and vector images, such as logos, are sent with fonts as outlines or with font folder included (OpenType fonts only).

Please send all raster artwork embedded in the Illustrator/EPS file. We may need to make minor changes before production.

**REFER TO OUR ARTWORK REQUIREMENTS PDF FOR A COMPLETE LIST OF SPECIFICATIONS**