


# ▶ 6 FOOT VALANCE (10% SCALE)

## ARTWORK TEMPLATE



## ARTWORK PLACEMENT & MEASUREMENTS ▼

### BLEED AREA (CUT SIZE) —

**OUTERMOST BLACK RECTANGLE** » 153.75" WIDE X 16.5" TALL

To prevent any unwanted white border from showing at the edges, be sure to extend background colors and/or design elements to this guideline.

### VIEWABLE AREA (FINISHED SIZE) —

**LIGHT GRAY RECTANGLE** » 151.75" WIDE X 14" TALL

This guideline shows you approximately what will be seen once the Rectangular Valance has been sewn.

### EDGE OF STITCHING —

**GRAY DASHED LINE** » 149.75" WIDE X 12" TALL

This guideline is to show you approximately where the seam will be sewn onto the Rectangular Valance. The vinyl this is printed on is stretchy and hand sewn, therefore, this line may vary. All important elements (text, logos, etc.) should remain at least 1" from this guideline.

### LOGO PLACEMENT (SAFE AREA) —

**INNERMOST WHITE RECTANGLES**

» FRONT (CENTER WHITE RECTANGLE) » 65.5" WIDE X 10" TALL

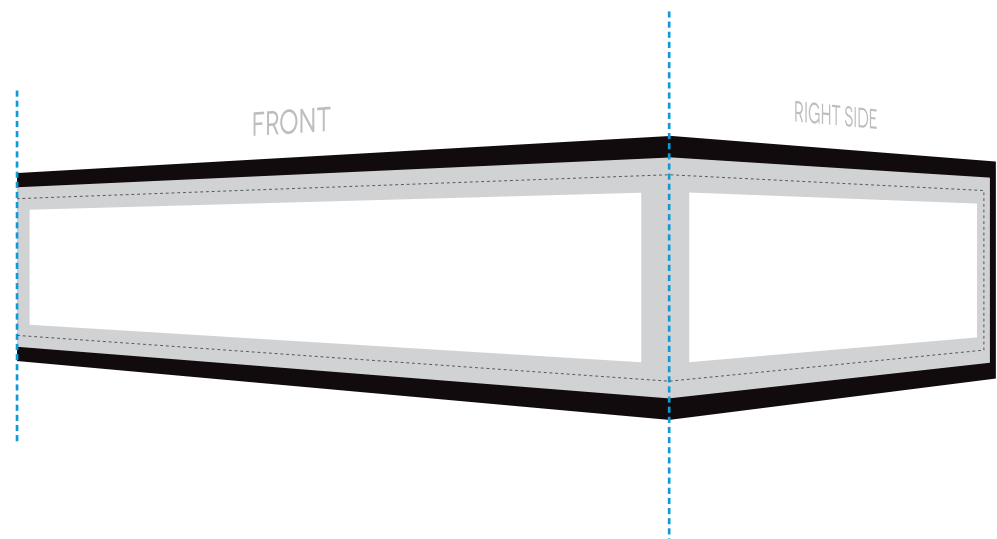
» SIDES (LEFT & RIGHT WHITE RECTANGLES) » 37" WIDE X 10" TALL

Use these rectangles for centering logos and images on each of the flat sides of the Rectangular Valance.


### POINT OF PIVOT —

**BLUE DASHED LINES**

These guidelines show you approximately where the Rectangular Valance wraps around the frame distinguishing the front from the sides (see diagram to the right).

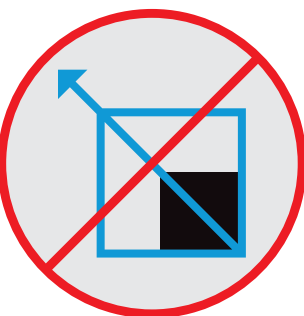


HOW IT WORKS



### RECTANGULAR VALANCE —

The Rectangular Valance covers the upper portion of the 6 Foot booth and is one continuous piece of vinyl wrapped around 3 flat sides of the frame; the larger front area and the 2 smaller sides.



### DO NOT SCALE —

PLEASE DO NOT SCALE THE ARTWORK TEMPLATES.  
ARTWORK SHOULD BE SUBMITTED AT 10% SCALE.



## COLOR/RESOLUTION ▼

Our printer is closely calibrated to the **Pantone Solid Coated** chart. Use these spot colors for your submitted artwork. For raster images, please save them in CMYK format for the closest color match.

For the best and darkest black save all blacks as **C=20 M=20 Y=20 K=100**.

All digital artwork is printed 100 DPI (dots per inch). As this template is 10% scale, please be sure all placed/raster images are at least 1000 DPI at the 10% size, or 100 DPI at 100% size.

Text and vector images, such as logos, are sent with fonts as outlines or with font folder included (OpenType fonts only).

Please send all raster artwork embedded in the Illustrator/EPS file. We may need to make minor changes before production.

**REFER TO OUR ARTWORK REQUIREMENTS PDF FOR A COMPLETE LIST OF SPECIFICATIONS**