

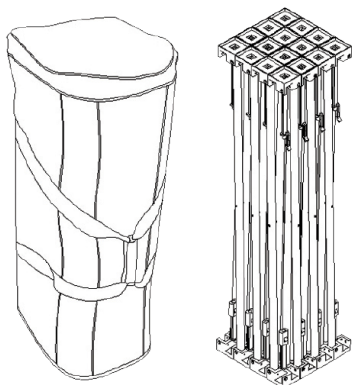
POP UP DISPLAYS

ONE CHOICE - 10 FT. FABRIC
POP UP DISPLAY (NO ENDCAPS)
PRODUCT CODE: OC-RPL4X3STRGNE1



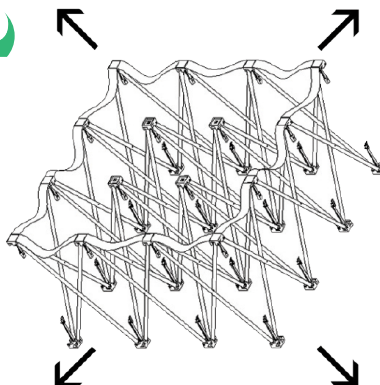
INSTRUCTIONS

1



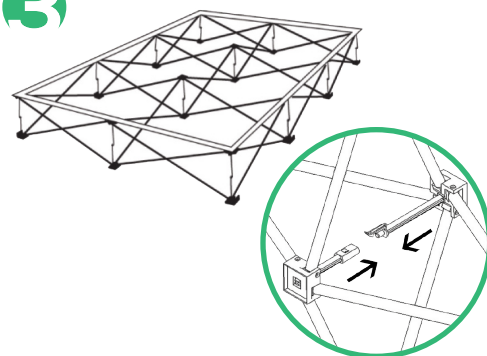
- Remove frame from bag.

2



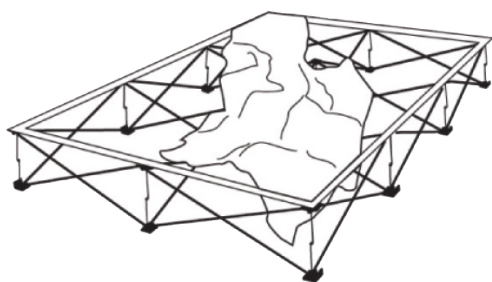
- Expand frame by pulling outward.

3



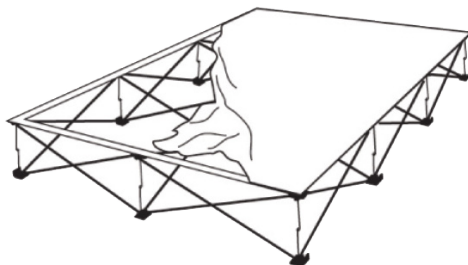
- Make sure hook strips are facing up. Push together all locks on frame to connect.

4



- Starting at one corner, attach loop on the graphic to hook on the frame.

5



- Attach the rest of the graphic by working your way around the frame. Make sure graphic is pulled taut while attaching the hook and loop.

6



- If needed, adjust graphic for maximum tautness. Complete installation.