

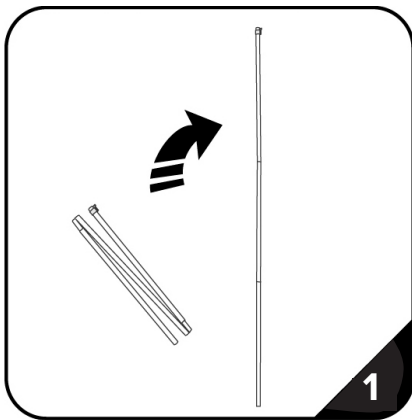


ROLL UP BANNERS

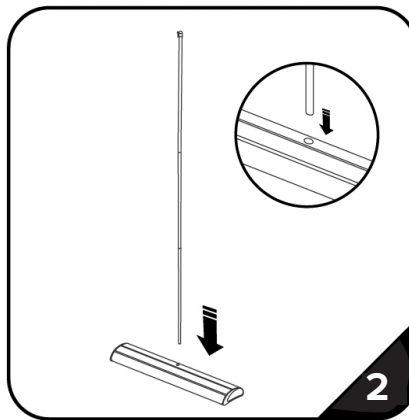
EASY CHOICE - 33.5 IN. BETTER ROLL UP BANNER STAND

PRODUCT CODE: OC-STPY33.5X80SFLATG

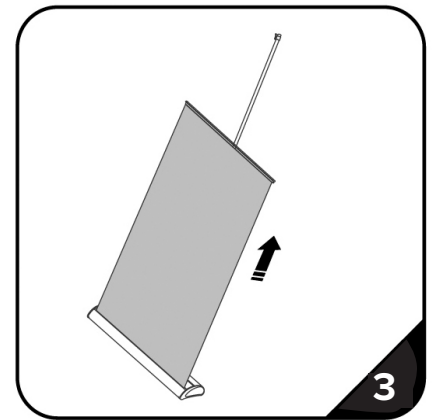
INSTRUCTIONS



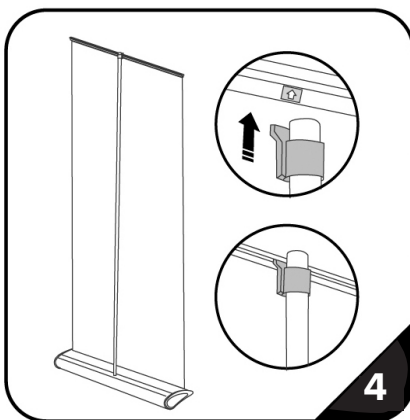
Unfold the pole and slip the pieces together to assemble.



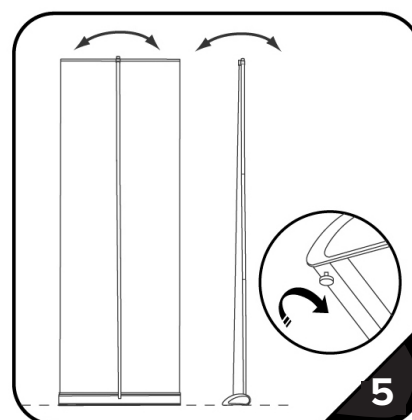
The bottom of the assembled pole slides into the round sockets in the centre of the base unit.



Unfurl the banner out of the base by tilting the unit backwards (this makes unraveling the graphic easier).



Attach support pole to rear slot of the clamp bar.



The unit can be leveled by adjusting the threaded feet at the bottom of the base unit.