




Grommet - Page 2



Pole Pocket Top - Page 4



Grommet & Ropes - Page 3



Pole Pocket Top & Bottom - Page 5

ACCEPTABLE FILE FORMATS:



Vector lines



Vector image



- Adobe Illustrator (.ai, .pdf, .eps)
- All Fonts Outlined
- Images Embedded

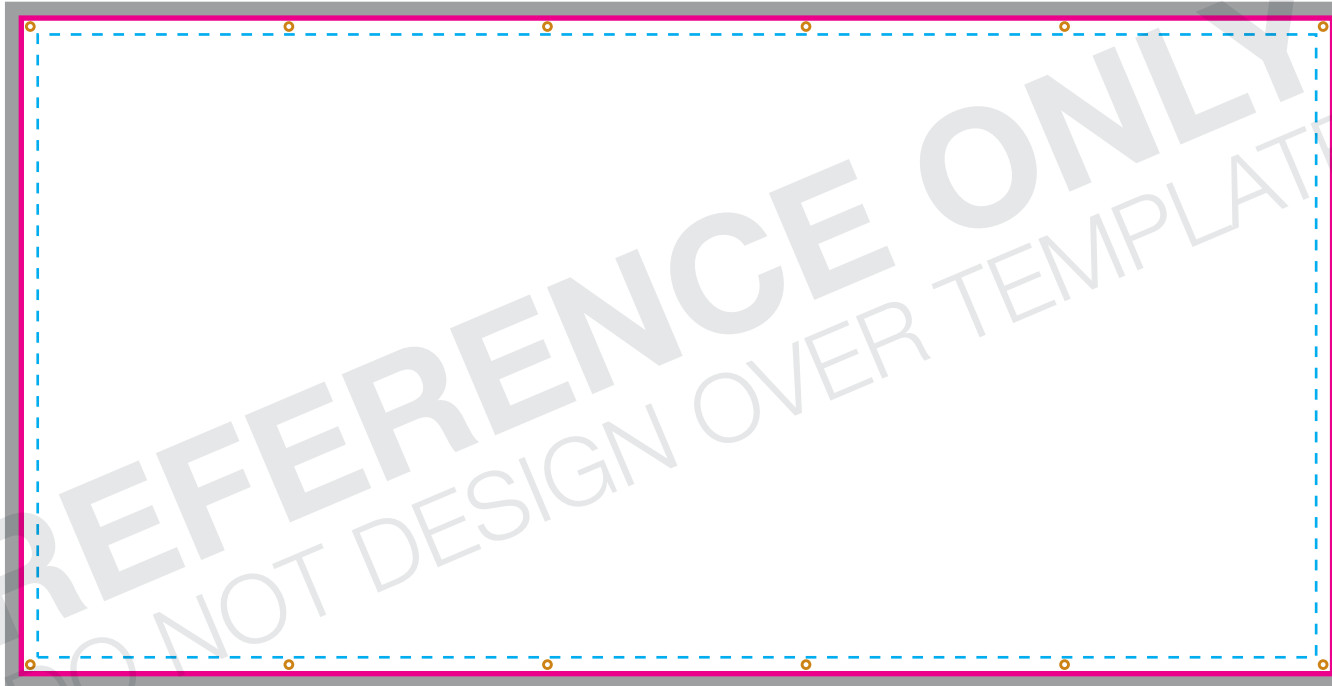


Raster image

- Adobe Photoshop (.psd, .tif, .jpg)
- 200 DPI at 100% Scale

TEMPLATE KEY

-  = GROMMET
-  = BLEED AREA
-  = FINISHED SIZE
-  = STITCHING



BLEED AREA

123"W x 63"H
(1.5" on all sides)

Area of art that is used for finishing product. Background color/image should extend into this area.

FINISHED SIZE

120"W x 60"H

Area of art that is still visible after finishing product. Background color/image should extend into bleed area.

SAFE AREA

117"W x 57"H

Area of art that is safe to have all important info. Keep all logos, images, and text within this area.

Using PMS colors in your artwork is recommended but an exact match can not be guaranteed.

Digital products are printed CMYK (4 color) process from your file.

All images must be embedded and all fonts must be outlined.

ACCEPTABLE FILE FORMATS:




- Adobe Illustrator (.ai, .pdf, .eps)
- All Fonts Outlined
- Images Embedded



- Adobe Photoshop (.psd, .tif, .jpg)
- 200 DPI at 100% Scale

TEMPLATE KEY

-  = GROMMET
-  = BLEED AREA
-  = FINISHED SIZE
-  = STITCHING

BLEED AREA

123"W x 63"H
(1.5" on all sides)

Area of art that is used for finishing product. Background color/image should extend into this area.

FINISHED SIZE

120"W x 60"H

Area of art that is still visible after finishing product. Background color/image should extend into bleed area.

SAFE AREA


117"W x 57"H

Area of art that is safe to have all important info. Keep all logos, images, and text within this area.

Using PMS colors in your artwork is recommended but an exact match can not be guaranteed.

Digital products are printed CMYK (4 color) process from your file.

All images must be embedded and all fonts must be outlined.



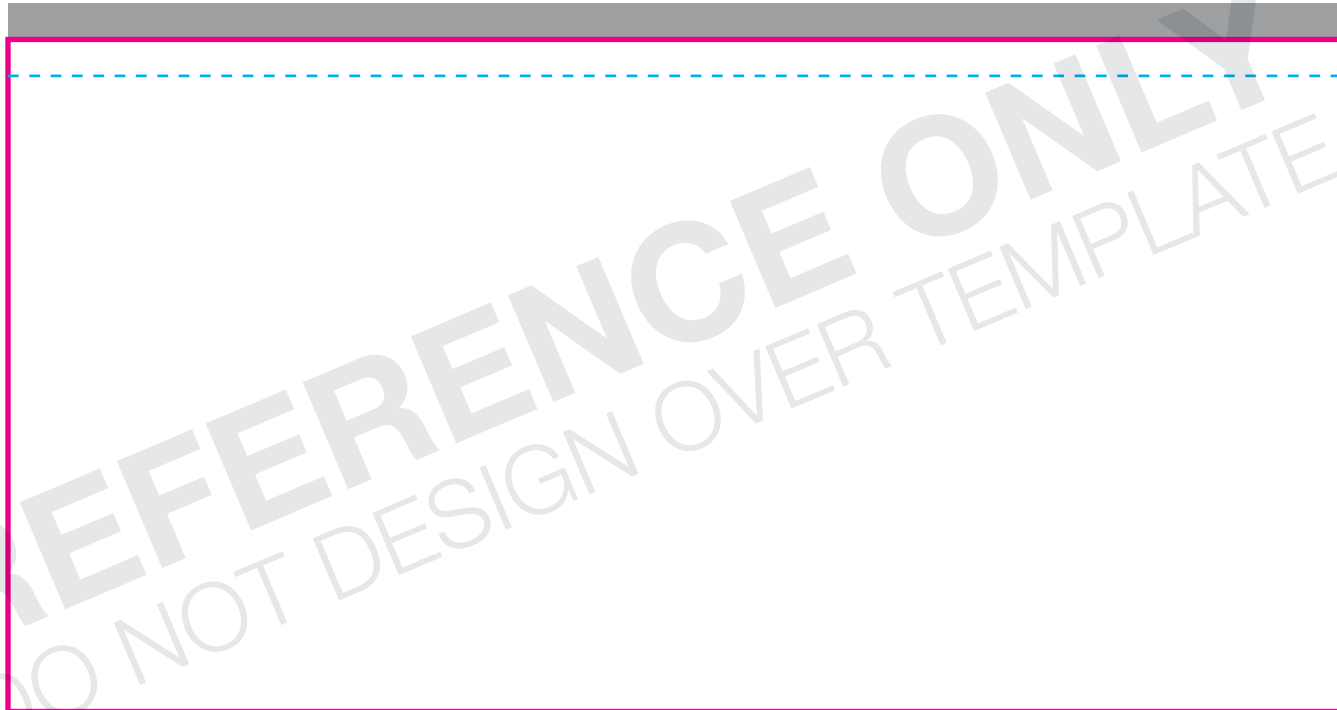
ACCEPTABLE FILE FORMATS:






- Adobe Illustrator (.ai, .pdf, .eps)
- All Fonts Outlined
- Images Embedded



- Adobe Photoshop (.psd, .tif, .jpg)
- 200 DPI at 100% Scale



TEMPLATE KEY

-  = BLEED AREA
-  = FINISHED SIZE
-  = STITCHING

BLEED AREA
120"W x 63.25"H
(3.25" on top)

Area of art that is used for finishing product. Background color/image should extend into this area.

FINISHED SIZE
120"W x 60"H

Area of art that is still visible after finishing product. Background color/image should extend into bleed area.

SAFE AREA
118"W x 55"H

Area of art that is safe to have all important info. Keep all logos, images, and text within this area.

Using PMS colors in your artwork is recommended but an exact match can not be guaranteed.

Digital products are printed CMYK (4 color) process from your file.

All images must be embedded and all fonts must be outlined.

ACCEPTABLE FILE FORMATS:

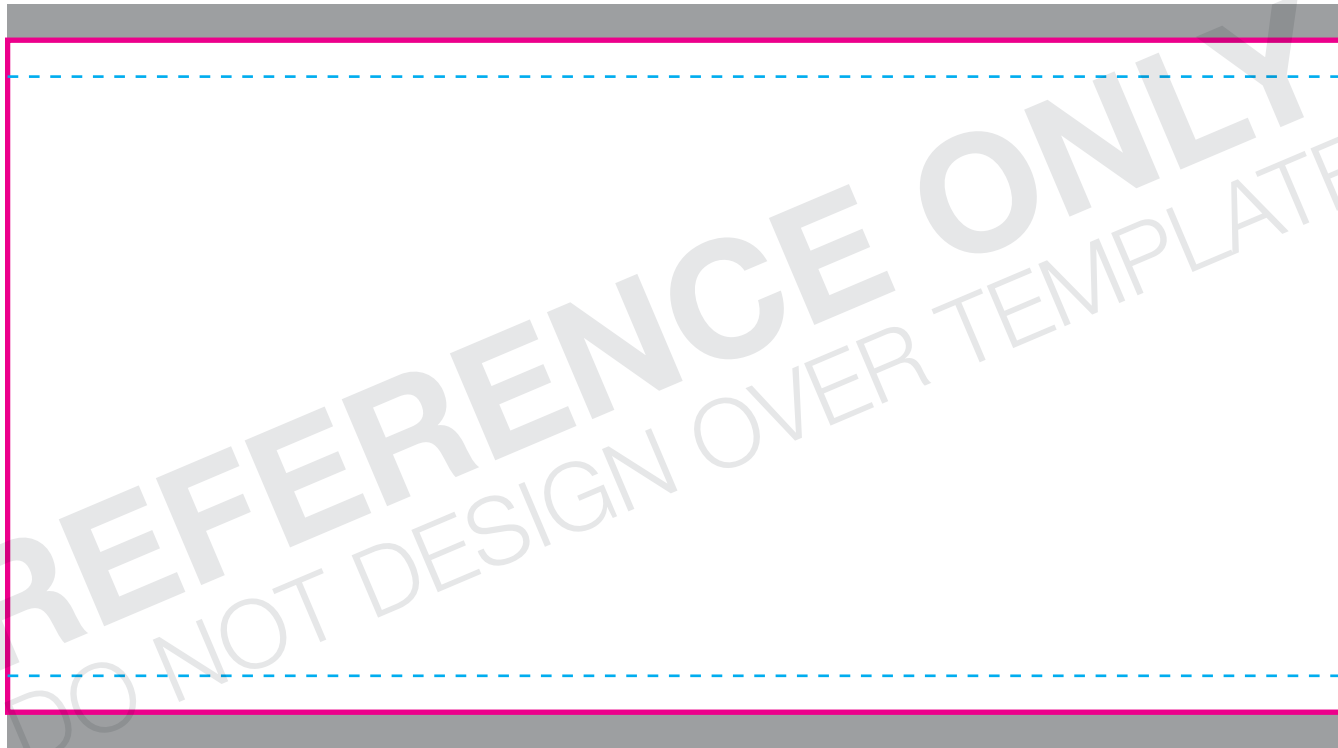


- Adobe Illustrator (.ai, .pdf, .eps)
- All Fonts Outlined
- Images Embedded






- Adobe Photoshop (.psd, .tif, .jpg)
- 200 DPI at 100% Scale

5' x 10' Interior/Exterior Banner (Pole Pocket - Top and Bottom) Item# 304287, 304342, 304371, 304391



TEMPLATE KEY

-  = BLEED AREA
-  = FINISHED SIZE
-  = STITCHING

BLEED AREA

120"W x 66.5"H

(3.25" on top and bottom)

Area of art that is used for finishing product. Background color/image should extend into this area.

FINISHED SIZE

120"W x 60"H

Area of art that is still visible after finishing product. Background color/image should extend into bleed area.

SAFE AREA

110"W x 53"H

Area of art that is safe to have all important info. Keep all logos, images, and text within this area.

Using PMS colors in your artwork is recommended but an exact match can not be guaranteed.

Digital products are printed CMYK (4 color) process from your file.

All images must be embedded and all fonts must be outlined.

ACCEPTABLE FILE FORMATS:



Vector lines



Vector image

- Adobe Illustrator (.ai, .pdf, .eps)
- All Fonts Outlined
- Images Embedded



Raster image

- Adobe Photoshop (.psd, .tif, .jpg)
- 200 DPI at 100% Scale