




Grommet - Page 2



Pole Pocket Top - Page 4



Grommet & Ropes - Page 3



Pole Pocket Top & Bottom - Page 5

## ACCEPTABLE FILE FORMATS:



Vector lines



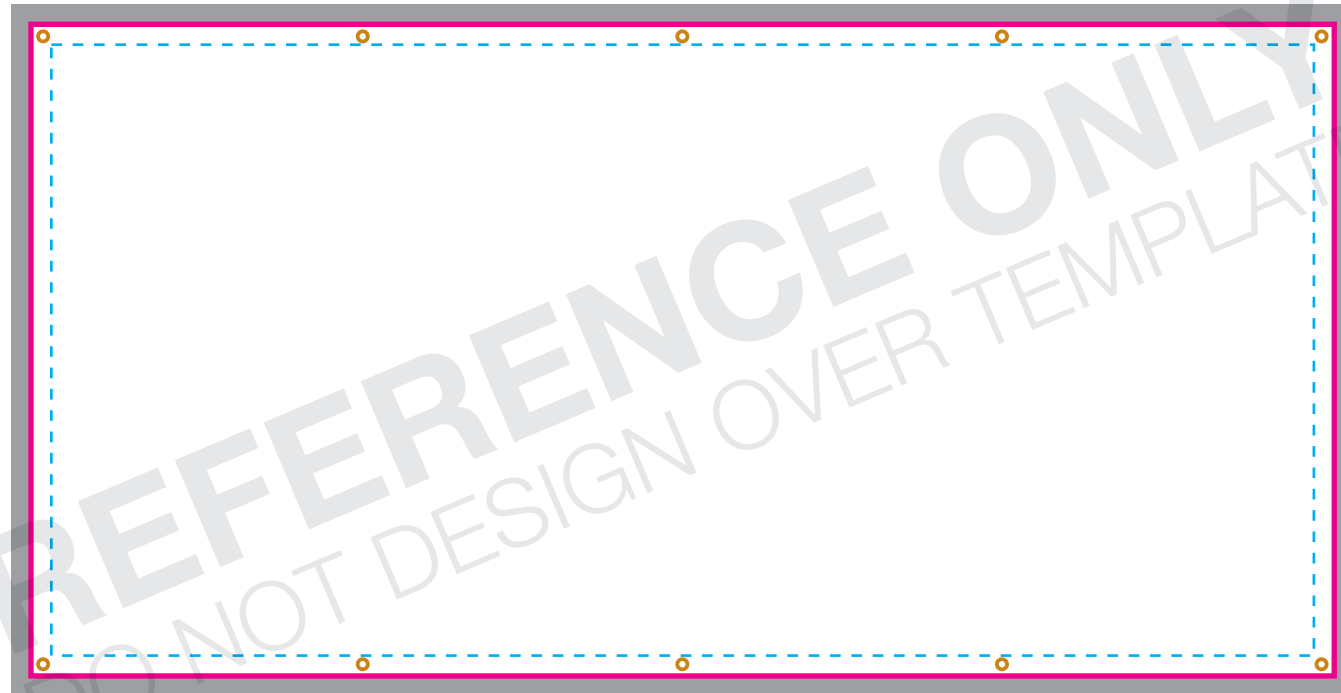
Vector image

- Adobe Illustrator (.ai, .pdf, .eps)
- All Fonts Outlined
- Images Embedded



Raster image

- Adobe Photoshop (.psd, .tif, .jpg)
- 200 DPI at 100% Scale



### TEMPLATE KEY

-  = GROMMET
-  = BLEED AREA
-  = FINISHED SIZE
-  = STITCHING

#### BLEED AREA

99"W x 51"H  
(1.5" on all sides)

Area of art that is used for finishing product. Background color/image should extend into this area.

#### FINISHED SIZE

96"W x 48"H

Area of art that is still visible after finishing product. Background color/image should extend into bleed area.

#### SAFE AREA

93"W x 45"H

Area of art that is safe to have all important info. Keep all logos, images, and text within this area.

Using PMS colors in your artwork is recommended but an exact match can not be guaranteed.

Digital products are printed CMYK (4 color) process from your file.

All images must be embedded and all fonts must be outlined.

#### ACCEPTABLE FILE FORMATS:



Vector lines



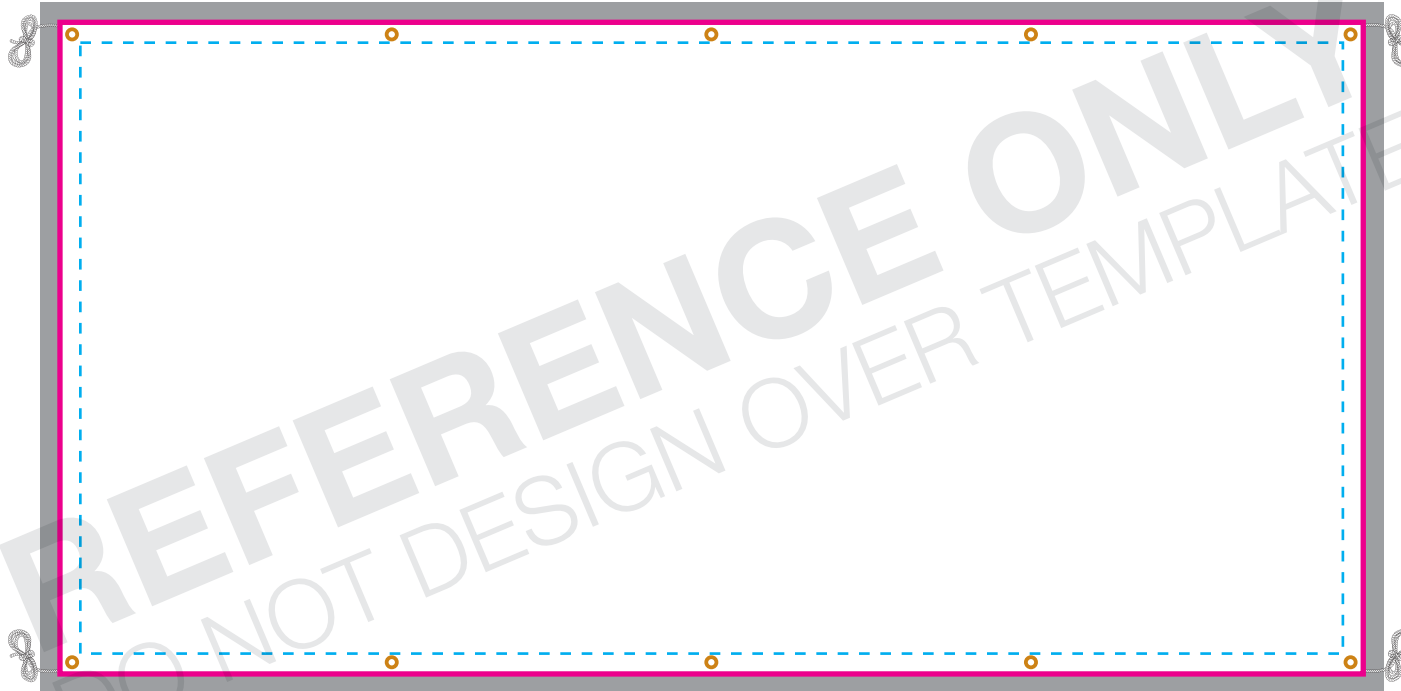
Vector image

- Adobe Illustrator (.ai, .pdf, .eps)
- All Fonts Outlined
- Images Embedded




Raster image

- Adobe Photoshop (.psd, .tif, .jpg)
- 200 DPI at 100% Scale



### TEMPLATE KEY

-  = GROMMET
-  = BLEED AREA
-  = FINISHED SIZE
-  = STITCHING

#### BLEED AREA

99"W x 51"H  
(1.5" on all sides)

Area of art that is used for finishing product. Background color/image should extend into this area.

#### FINISHED SIZE

96"W x 48"H

Area of art that is still visible after finishing product. Background color/image should extend into bleed area.

#### SAFE AREA

93"W x 45"H

Area of art that is safe to have all important info. Keep all logos, images, and text within this area.

Using PMS colors in your artwork is recommended but an exact match can not be guaranteed.

Digital products are printed CMYK (4 color) process from your file.

All images must be embedded and all fonts must be outlined.

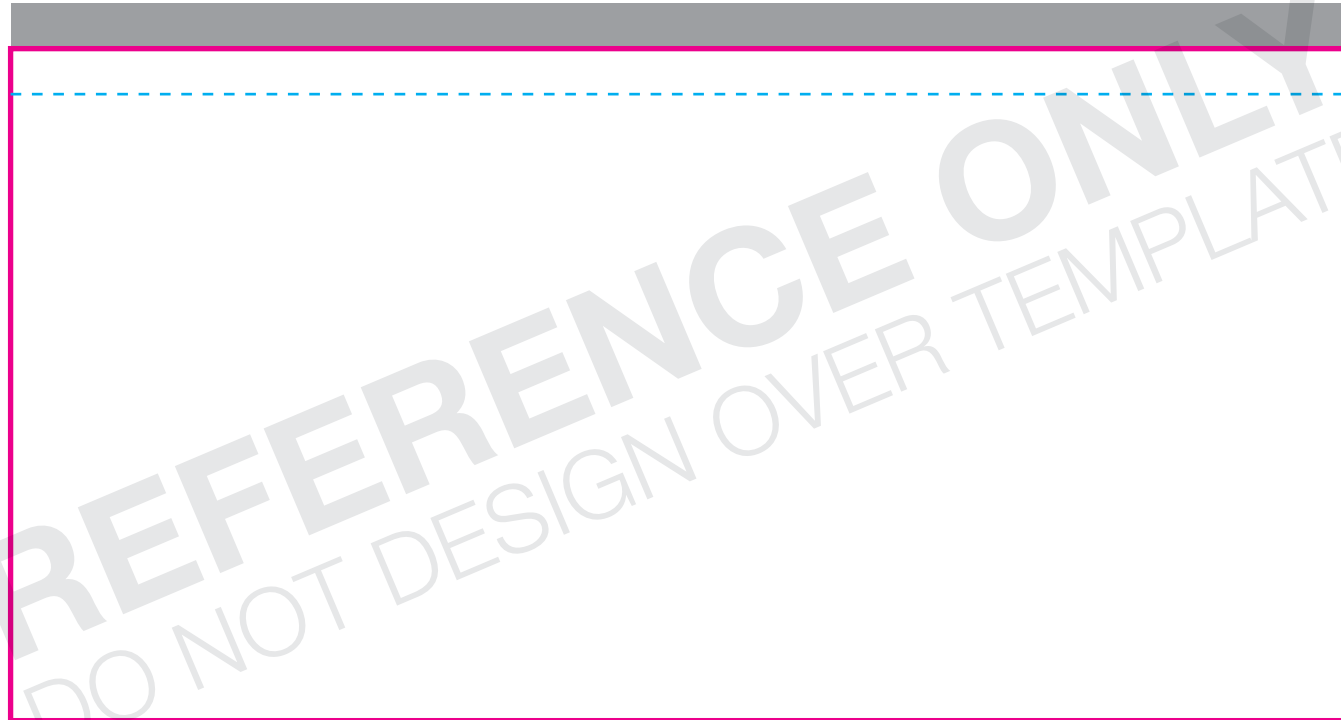
#### ACCEPTABLE FILE FORMATS:






- Adobe Illustrator (.ai, .pdf, .eps)
- All Fonts Outlined
- Images Embedded



- Adobe Photoshop (.psd, .tif, .jpg)
- 200 DPI at 100% Scale



### TEMPLATE KEY

-  = BLEED AREA
-  = FINISHED SIZE
-  = STITCHING

#### BLEED AREA

96"W x 51.25"H  
(3.25" on top)

Area of art that is used for finishing product. Background color/image should extend into this area.

#### FINISHED SIZE

96"W x 48"H

Area of art that is still visible after finishing product. Background color/image should extend into bleed area.

#### SAFE AREA

94"W x 43.75"H

Area of art that is safe to have all important info. Keep all logos, images, and text within this area.

Using PMS colors in your artwork is recommended but an exact match can not be guaranteed.

Digital products are printed CMYK (4 color) process from your file.

All images must be embedded and all fonts must be outlined.

#### ACCEPTABLE FILE FORMATS:



Vector lines



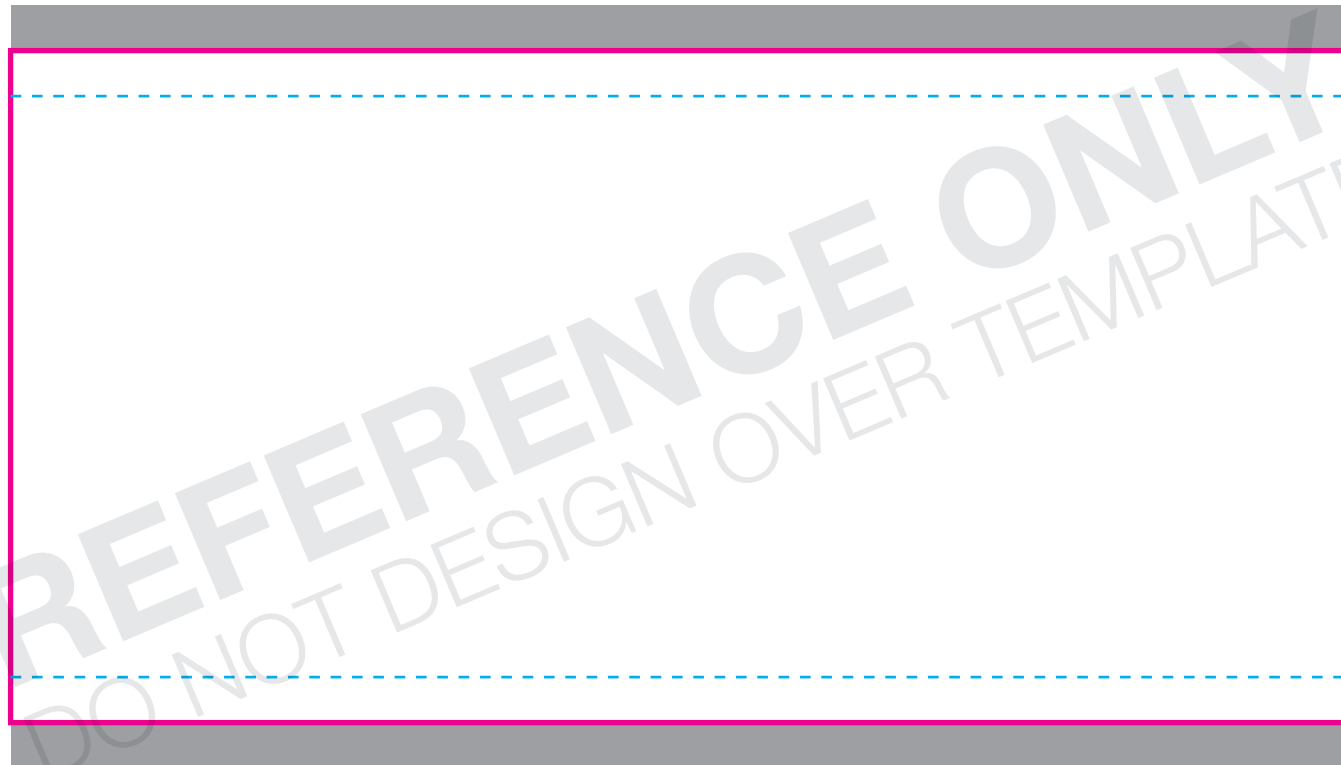
Vector image

- Adobe Illustrator (.ai, .pdf, .eps)
- All Fonts Outlined
- Images Embedded






Raster image

- Adobe Photoshop (.psd, .tif, .jpg)
- 200 DPI at 100% Scale



### TEMPLATE KEY

-  = BLEED AREA
-  = FINISHED SIZE
-  = STITCHING

#### BLEED AREA

96"W x 55.5"H  
(3.25" on top and bottom)

Area of art that is used for finishing product. Background color/image should extend into this area.

#### FINISHED SIZE

96"W x 48"H

Area of art that is still visible after finishing product. Background color/image should extend into bleed area.

#### SAFE AREA

94"W x 41.5"H

Area of art that is safe to have all important info. Keep all logos, images, and text within this area.

Using PMS colors in your artwork is recommended but an exact match can not be guaranteed.

Digital products are printed CMYK (4 color) process from your file.

All images must be embedded and all fonts must be outlined.

#### ACCEPTABLE FILE FORMATS:



Vector lines



Vector image

- Adobe Illustrator (.ai, .pdf, .eps)
- All Fonts Outlined
- Images Embedded



Raster image

- Adobe Photoshop (.psd, .tif, .jpg)
- 200 DPI at 100% Scale