10’ x 15’ Tent Half Wall (Dye-Sub Full Bleed)

Item# 240347, 240395

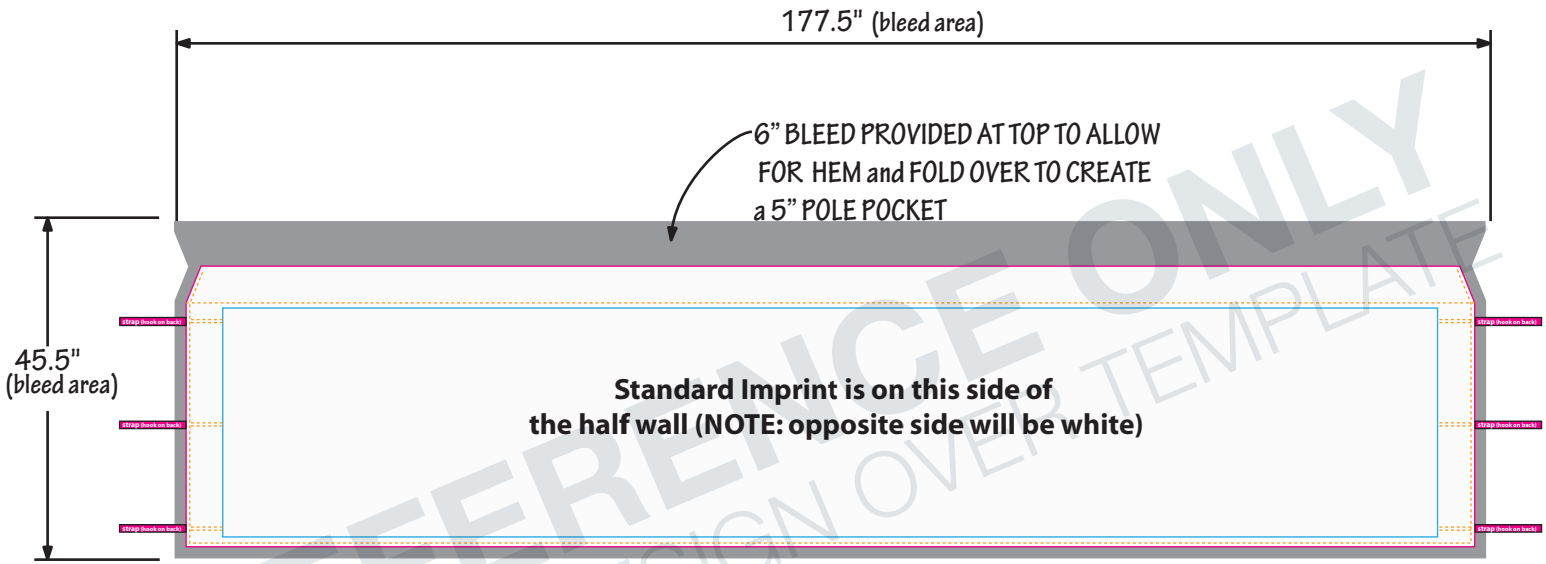

OUTSIDE VIEW *(as viewed externally when on tent)*

REFERENCE ONLY
DO NOT DESIGN OVER TEMPLATE

TEMPLATE KEY

= BLEED AREA
= FINISHED SIZE
= SAFE AREA
= STITCH LINE

BLEED AREA
177.5”W x 45.5”H
(1.5” on all sides / 6” at top)
Area of art that is used for finishing product. Background color/image should extend into this area.

FINISHED SIZE
174.5”W x 38”H
Area of art that is visible after finishing product. Background color/image should extend into the bleed area.

STITCH LINE
5” down from top finished edge
.5” in from finished finished edges

SAFE AREA
164.5”W x 31”H
Recommended area to place artwork. Artwork within this area will be safe from variance in cut of finished edge /stitch line.

FOR REFERENCE ONLY PLEASE USE FULL SIZE TEMPLATES ON PAGE 2 TO SET UP ARTWORK

Using PMS colors in your art is recommended but an exact match cannot be guaranteed.

All images must be embedded
All fonts must be outlined.

Dye-Sub products are printed CMYK (4 color) process from your art file.

ACCEPTABLE FILE FORMATS:

Vector lines **Vector image**

- Adobe Illustrator (.ai, .pdf, .eps)
- All Fonts Outlined
- Images Embedded

Raster image

- Adobe Photoshop (.psd, .tif, .jpg)
- 200 DPI at 100% Scale

Updated: 5.13.13

10’ x 15’ Tent Half Wall (Dye-Sub Full Bleed)

Item# 240347, 240395

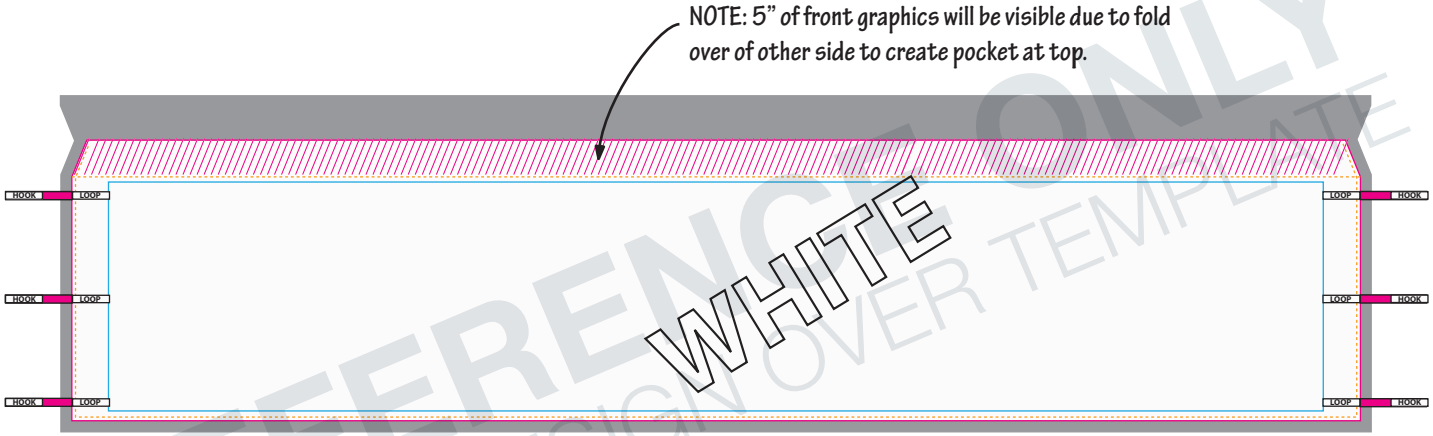

INSIDE VIEW *(as viewed when inside tent)*

REFERENCE ONLY
DO NOT DESIGN OVER TEMPLATE

TEMPLATE KEY

= BLEED AREA
= FINISHED SIZE
= SAFE AREA
= STITCH LINE

BLEED AREA
177.5”W x 45.5”H
(1.5” on all sides / 6” at top)
Area of art that is used for finishing product. Background color/image should extend into this area.

FINISHED SIZE
174.5”W x 38”H
Area of art that is visible after finishing product. Background color/image should extend into the bleed area.

STITCH LINE
5” down from top finished edge
.5” in from finished finished edges

SAFE AREA
164.5”W x 31”H
Recommended area to place artwork. Artwork within this area will be safe from variance in cut of finished edge /stitch line.

FOR REFERENCE ONLY PLEASE USE FULL SIZE TEMPLATES ON PAGE 2 TO SET UP ARTWORK

Using PMS colors in your art is recommended but an exact match cannot be guaranteed.

All images must be embedded
All fonts must be outlined.

Dye-Sub products are printed CMYK (4 color) process from your art file.

ACCEPTABLE FILE FORMATS:

Vector lines **Vector image**

- Adobe Illustrator (.ai, .pdf, .eps)
- All Fonts Outlined
- Images Embedded

Raster image

- Adobe Photoshop (.psd, .tif, .jpg)
- 200 DPI at 100% Scale

Updated: 5.13.13

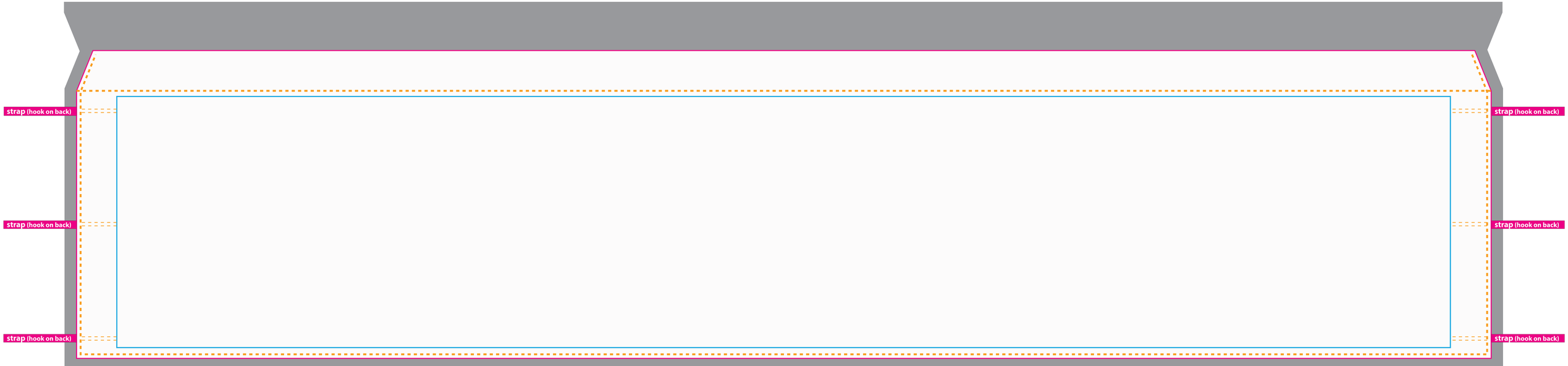
strap (hook on back)
strap (hook on back)
strap (hook on back)
strap (hook on back)
strap (hook on back)
strap (hook on back)