


Hybrid Pro Counter 04

HPC-04

All Hybrid Pro™ Modular counters feature accessible storage and locking doors. Purchased printed fabric graphics or rigid infill panels allow for your messaging and branding.



features and benefits:

- White laminate cabinet
- UV graphic
- Locking storage door in back
- Laminated counter top in choice of color
- Easy step-by-step instructions
- Kit includes laminated cabinet, locking storage door, one vinyl graphic and one molded case
- Lifetime hardware warranty against manufacturer defects


dimensions:

Hardware	Graphic
<p>Assembled unit: 74.88" w x 36.5" h x 25.38" d 1901.95mm(w) x 927.1mm(h) x 645mm(d)</p> <p>Counter holds max weight 50 lbs / 22.68 kgs</p>	<p>Total visual area: Front Panel: 73.875" w x 35.18" h</p> <p>Please be sure to include a .5" bleed around the perimeter.</p> <p>Refer to related graphic templates for more information</p>
<p>Shipping</p> <p>Shipping dimensions - requires 1 OCF case: 1 OCF case: 51" l x 38" w x 24" h 1295.4mm(l) x 965.2mm(w) x 609.6mm(h)</p> <p>Approximate shipping weight (entire kit): 170 lbs / 77 kgs</p>	

additional information:


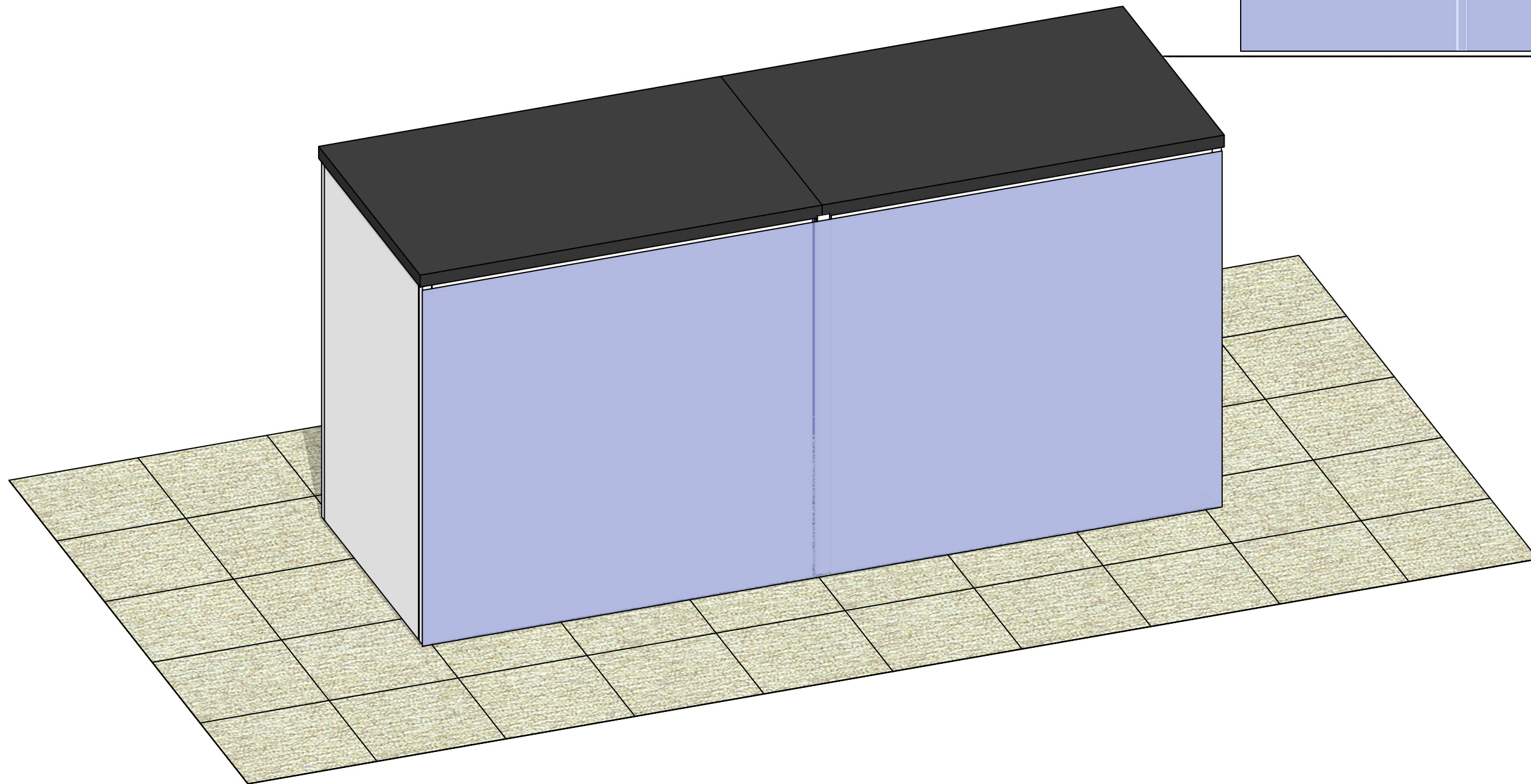
Graphic material:
UV graphic

Tabletop colors options:



We are continually improving and modifying our product range and reserve the right to vary the specifications without prior notice. All dimensions and weights quoted are approximate and we accept no responsibility for variance. E&OE. See Graphic Templates for graphic bleed specifications.

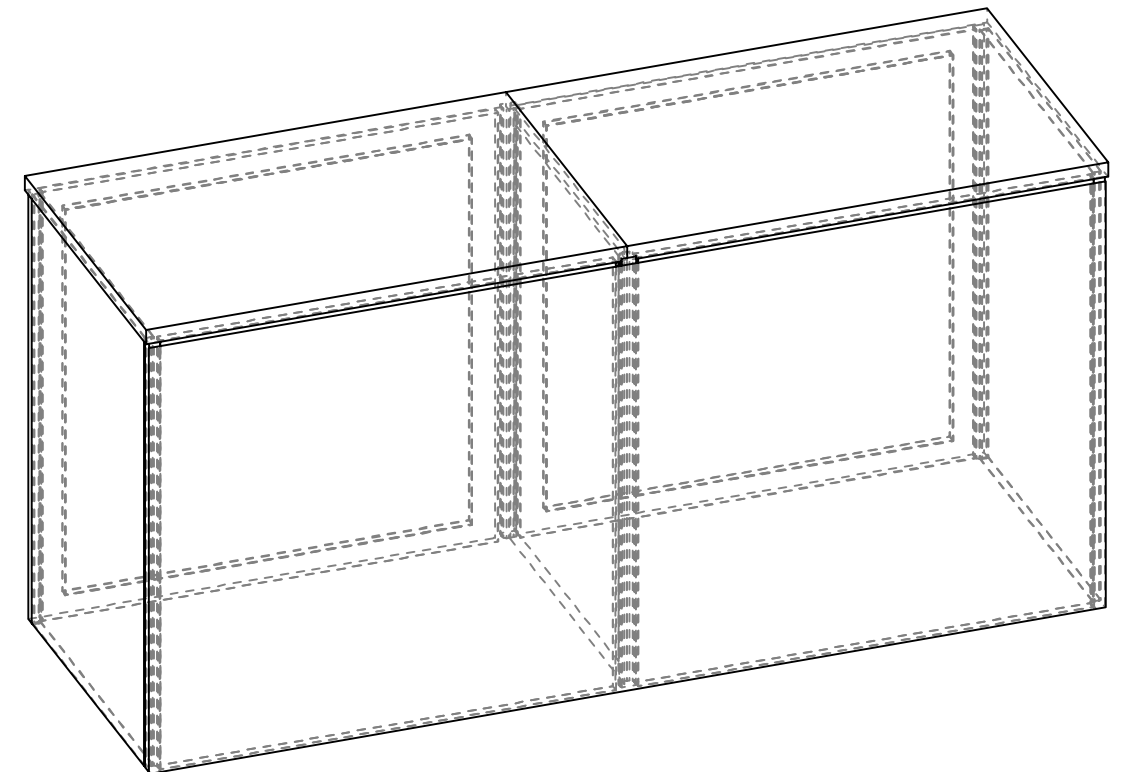

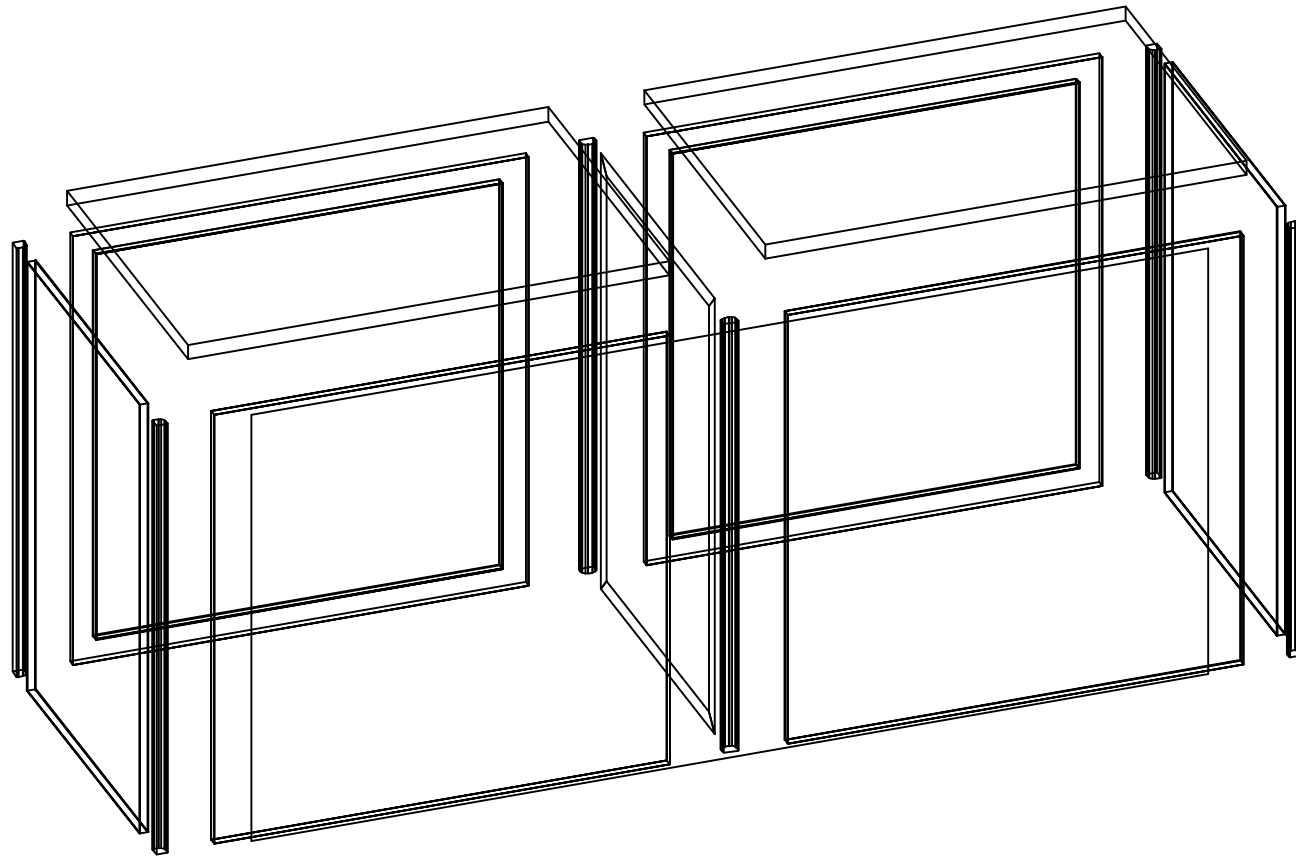
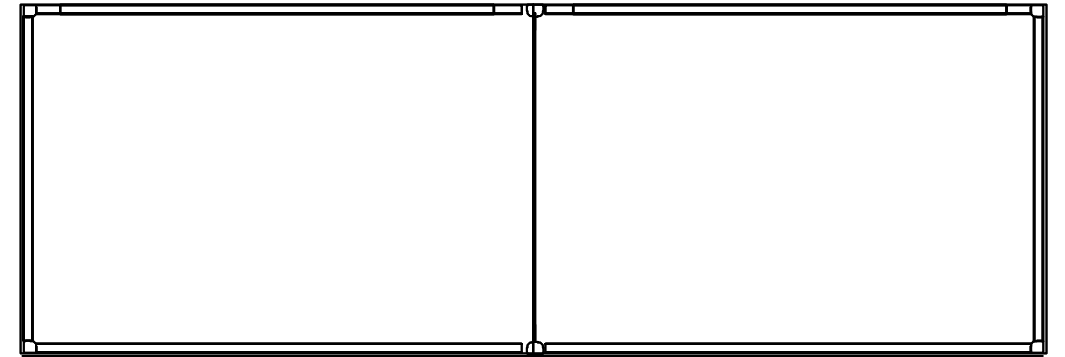
R-HPC-04



Code	#	Description
R74	2	3 X 2 (900MM X 600MM) LAMINATE PANEL
R57	2	3 X 3 (900MM X 900MM) LAMINATE PANEL
CT-32L	2	3' X 2' LAMINATE COUNTER TOP
R56	2	900MM V x 900MM W LAMINATE CABNET DOOR
L90S-900	4	900MM (35.43") 90 DEGREE SILVER LINK EXTRUSION90 DEGREE
GRAPHIC 1	1	35 3/16" (H) X 74.40" (W) ROLLABLE DETACHABLE DSG GRAPHIC WITH MAGNET ON BACK PERIMETER
R112	1	900MM X 600MM AF9P FRAME ONLY
LT-900	2	900MM (35.43") 3 WAY SILVER LINK EXTRUSION

BOM

R-HPC-04

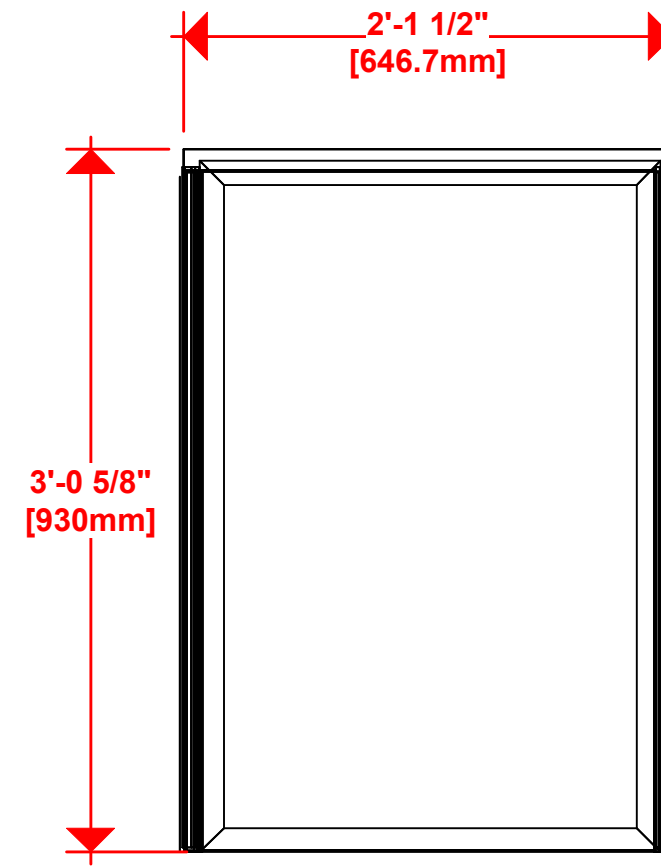
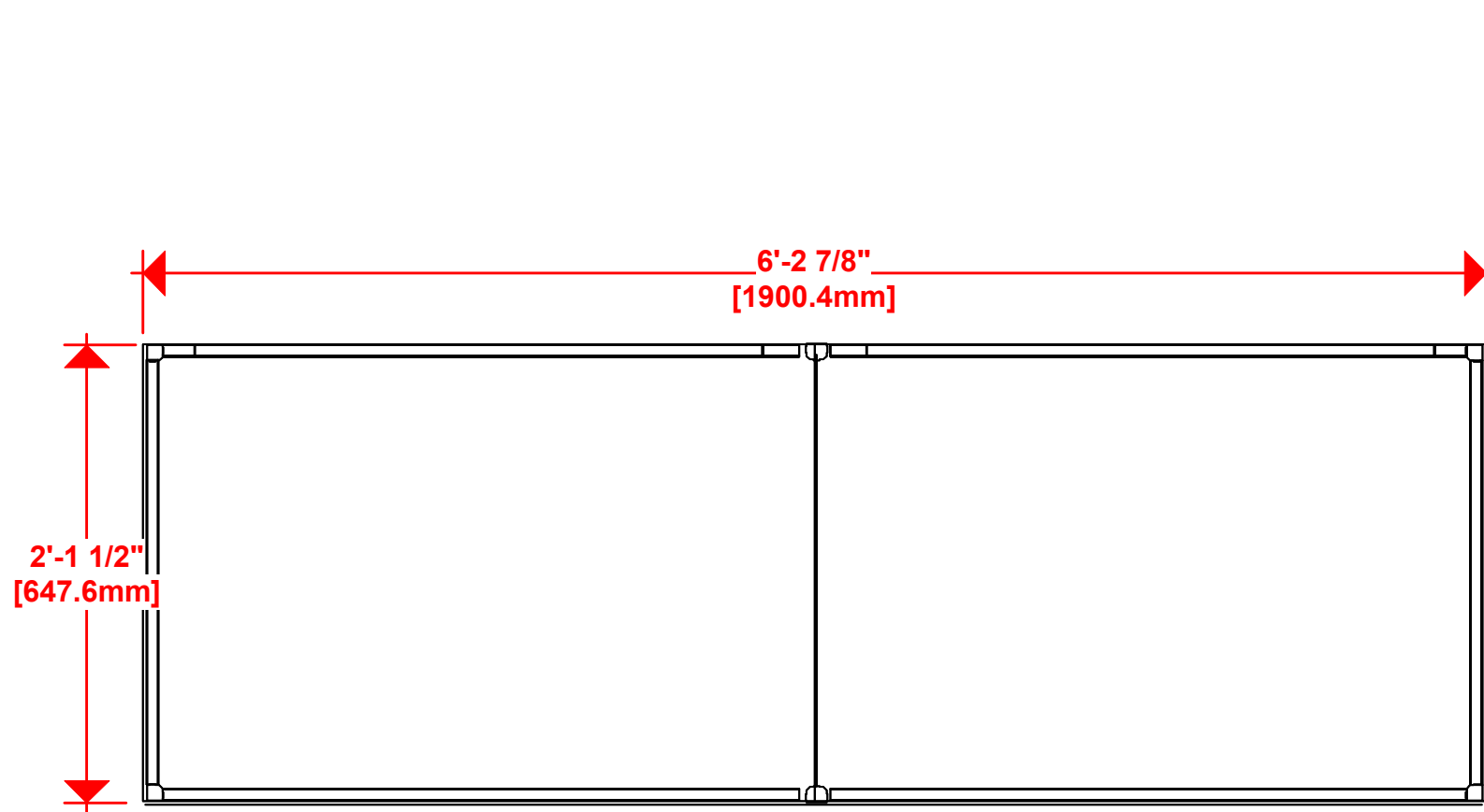


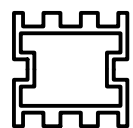
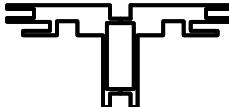
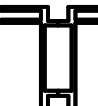




1. Redesign of this exhibit without approval by manufacturer may result in dangerous and unsafe structures. Manufacturer disclaims any responsibility for redesigned exhibits it does not approve in writing.

2. Parts and components such as panels and extrusions are manufactured to metric sizing. Where ever possible sizes have been noted in feet and inches as well as in metric. Below is the imperial to metric sizing table as reference. "Nominal" refers to approximate size.

2400mm = (94 1/2")	☒ Phone Line / Fax
2100mm = (82 5/8")	☒ Internet connection
1800mm = (70 7/8")	☒ Outlet
1500mm = (59")	☒ Main Drop (point of distrution)
1200mm = (47 1/4")	
900mm = (35 1/2")	
600mm = (23 5/8")	
300mm = (11 7/8")	

--- Wire running under carpet ---



-  PM2S2
-  PHFC4
-  PHFC2
-  PH
-  PH4SC
-  L90S
-  LT

HYBRID PRO RENTAL KIT

Title: SET-UP INSTRUCTIONS

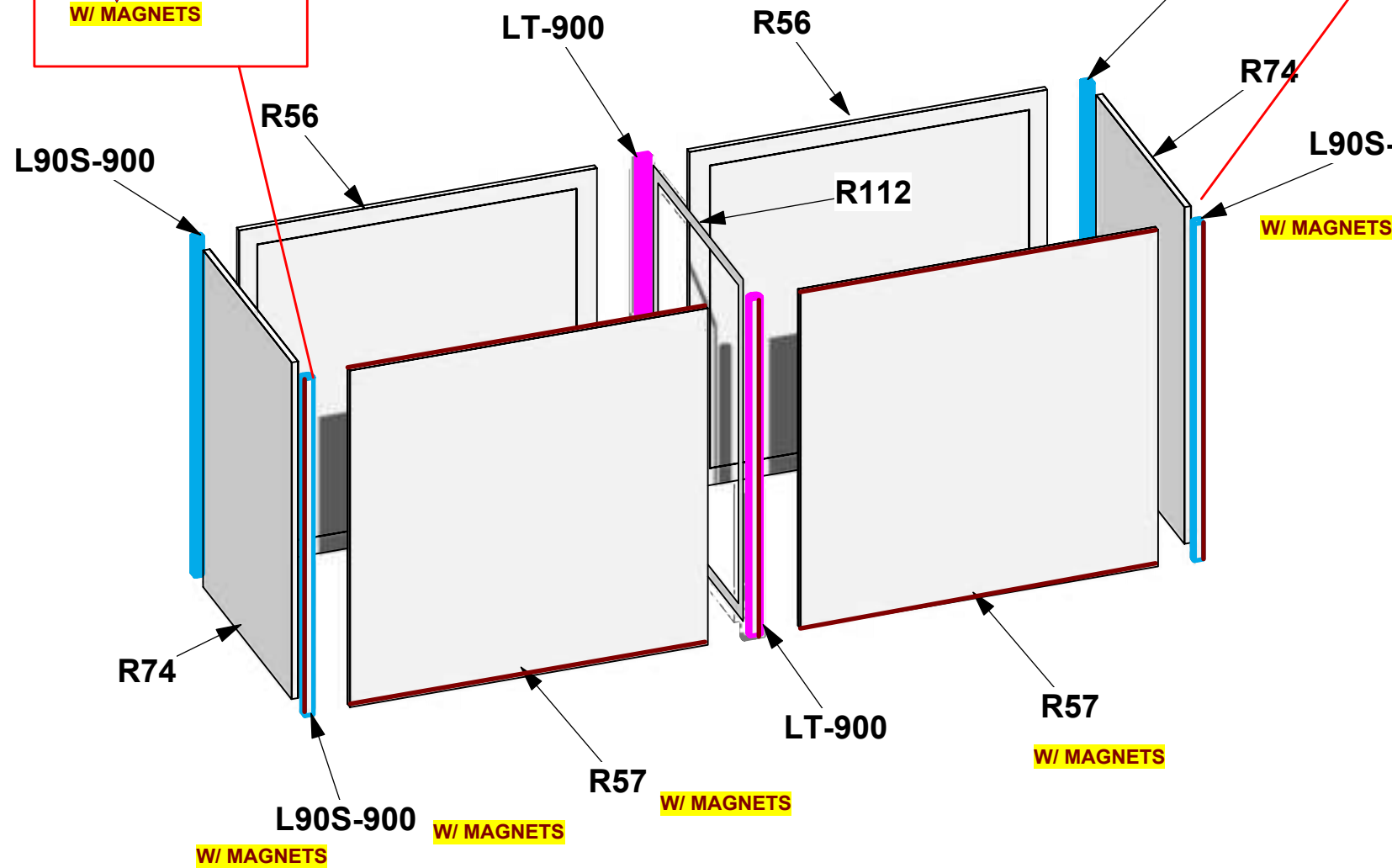

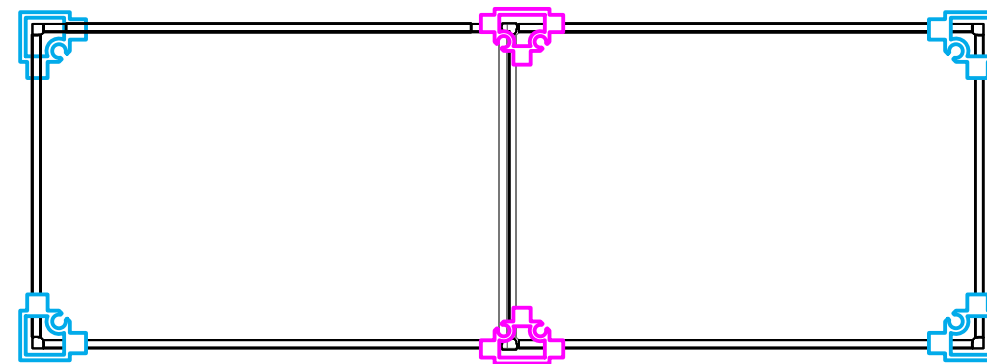
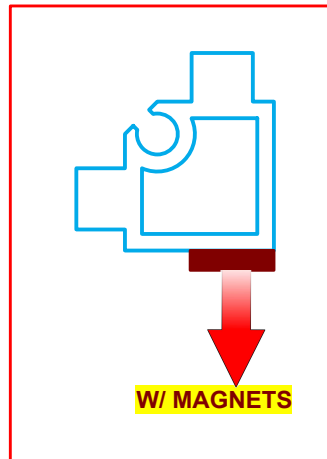
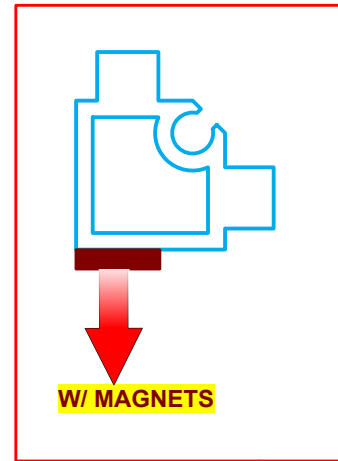
Code	#	Description
R74	2	3 X 2 (900MM X 600MM) LAMINATE PANEL
R57	2	3 X 3 (900MM X 900MM) LAMINATE PANEL
R56	2	900MM V x 900MM W LAMINATE CABNET DOOR
L90S-900	4	900MM (35.43") 90 DEGREE SILVER LINK EXTRUSION90 DEGREE
R112	1	900MM X 600MM AF9P FRAME ONLY
LT-900	2	900MM (35.43") 3 WAY SILVER LINK EXTRUSION

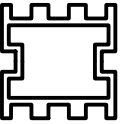
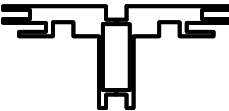




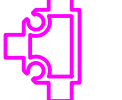
1. Redesign of this exhibit without approval by manufacturer may result in dangerous and unsafe structures. Manufacturer disclaims any responsibility for redesigned exhibits it does not approve in writing.

2. Parts and components such as panels and extrusions are manufactured to metric sizing. Where ever possible sizes have been noted in feet and inches as well as in metric. Below is the imperial to metric sizing table as reference. "Nominal" refers to approximate size.

2400mm = (94 1/2")	Phone Line / Fax
2100mm = (82 5/8")	Internet connection
1800mm = (70 7/8")	Outlet
1500mm = (59")	Main Drop (point of distrution)
1200mm = (47 1/4")	
900mm = (35 1/2")	
600mm = (23 5/8")	
300mm = (11 7/8")	

--- Wire running under carpet

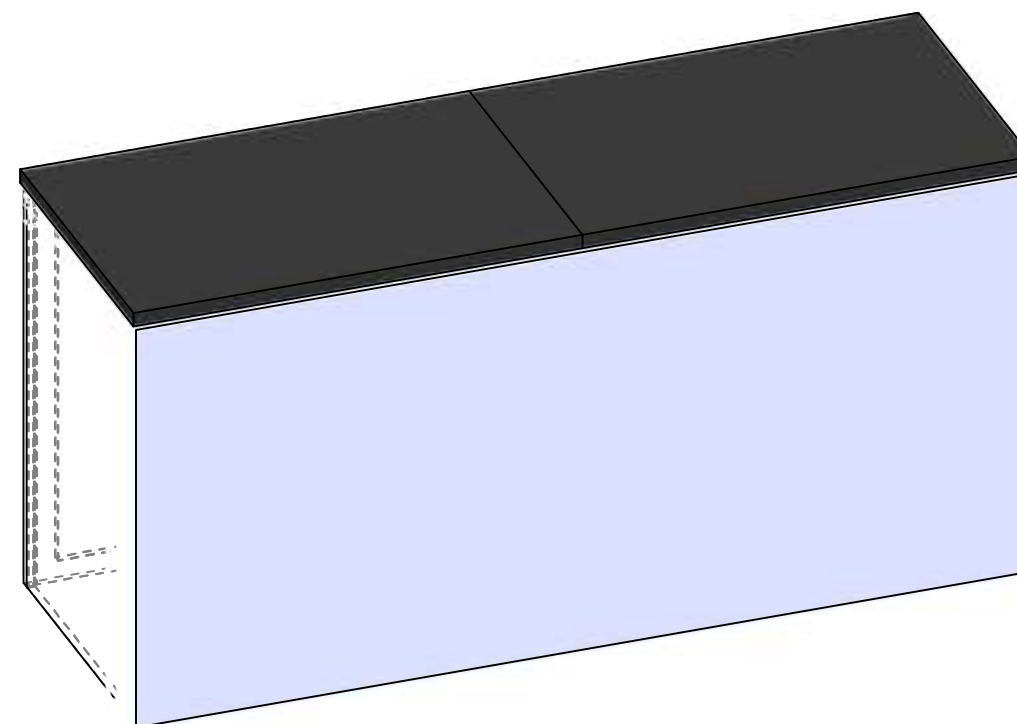


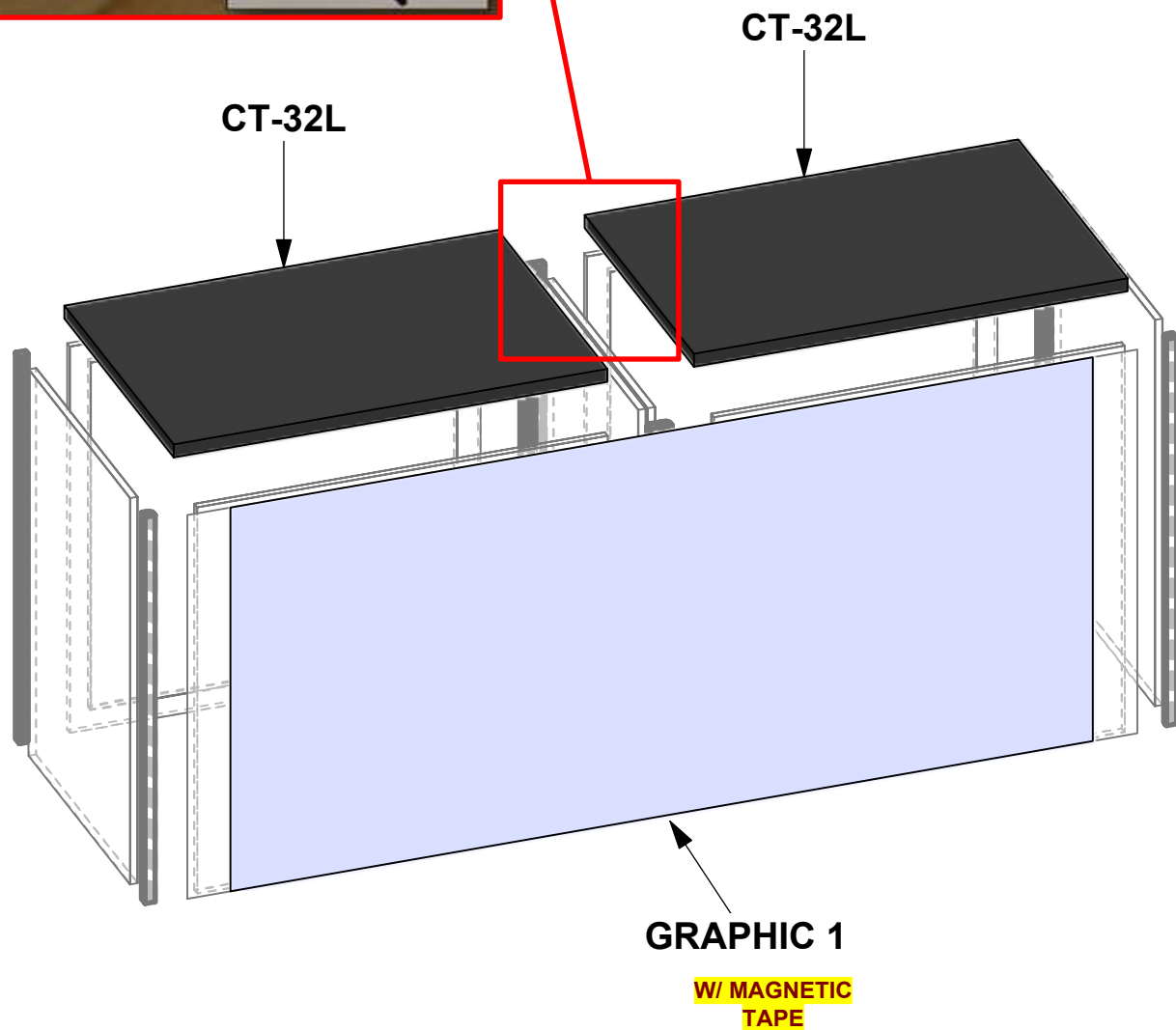
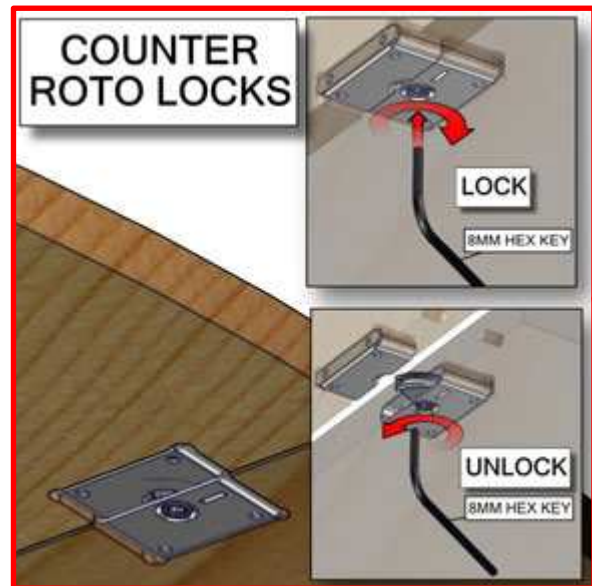


-  PM2S2
-  PHFC4
-  PHFC2
-  PH
-  PH4SC
-  L90S
-  LT

HYBRID PRO RENTAL KIT

Title: SET-UP INSTRUCTIONS

Code	#	Description
CT-32L	2	3' X 2' LAMINATE COUNTER TOP
GRAPHIC 1	1	35 3/16" (H) X 74.40" (W) ROLLABLE DETACHABLE DSG GRAPHIC WITH MAGNET ON BACK PERIMET

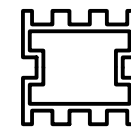
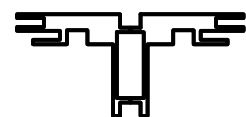







1. Redesign of this exhibit without approval by manufacturer may result in dangerous and unsafe structures. Manufacturer disclaims any responsibility for redesigned exhibits it does not approve in writing.

2. Parts and components such as panels and extrusions are manufactured to metric sizing. Where ever possible sizes have been noted in feet and inches as well as in metric. Below is the imperial to metric sizing table as reference. "Nominal" refers to approximate size.

2400mm = (94 1/2")	Phone Line / Fax
2100mm = (82 5/8")	Internet connection
1800mm = (70 7/8")	Outlet
1500mm = (59")	Main Drop (point of distrution)
1200mm = (47 1/4")	
900mm = (35 1/2")	
600mm = (23 5/8")	
300mm = (11 7/8")	

--- Wire running under carpet

-  PM2S2
-  PHFC4
-  PHFC2
-  PH
-  PH4SC
-  L90S
-  LT

HYBRID PRO RENTAL KIT

Title: SET-UP INSTRUCTIONS

PACKING INSTRUCTIONS



1 (1) R57



2 (1) R57



3 (1) R112



4 (1) R74



5 (1) R74



6 (1) R56



7 (1) R56



8 (2) CT-32L, (4) L90S-900,
(1) LT-900

CASE # 1

LEGEND		GREY FOAM FOLDED TO FILL EMPTY SPACES OR USED AS PROTECTION
		1/8" CARDBOARD SPACER (PUT IN BETWEEN EVERY PANEL)
		DIVIDER
		1/4" WHITE FOAM (USED AS PROTECTION DOOR PANELS W/ LOCKS)
		1/4" WHITE FOAM (USED AS PROTECTION DOOR PANELS W/ LOCKS)

