

Hybrid Pro Modular Kit 10

HP-K-10

Hybrid Pro™ Modular exhibits and counters are a perfect solution for the serious exhibitor. Exhibits feature heavy-duty aluminum extrusion frames and push-fit fabric graphics. Count on making an unforgettable impact with Hybrid Pro Modular exhibit kits, counters, and accessories.



*foreground counters not included

We are continually improving and modifying our product range and reserve the right to vary the specifications without prior notice. All dimensions and weights quoted are approximate and we accept no responsibility for variance. E&OE. See Graphic Templates for graphic bleed specifications.

features and benefits:

- Silver aluminum extrusion frame
- Single-sided SEG dye-sublimated fabric graphics
- Literature holders
- Easy step-by-step instructions
- Kit includes frame, six fabric graphic panels, one counter, four 200 LED floodlights, one medium monitor mount, six literature holders and one molded SCRATCH case
- Lifetime hardware warranty against manufacturer defects

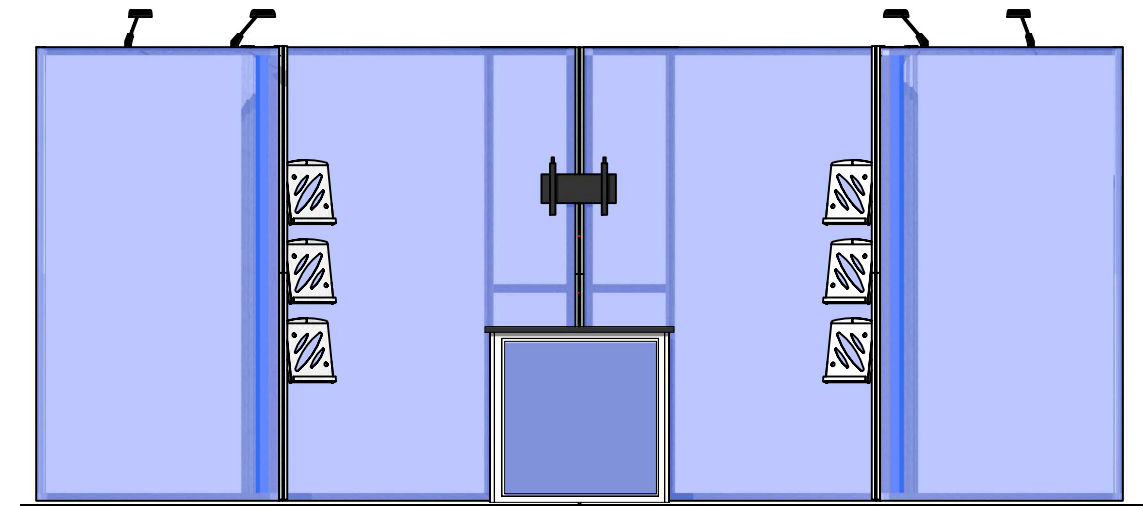
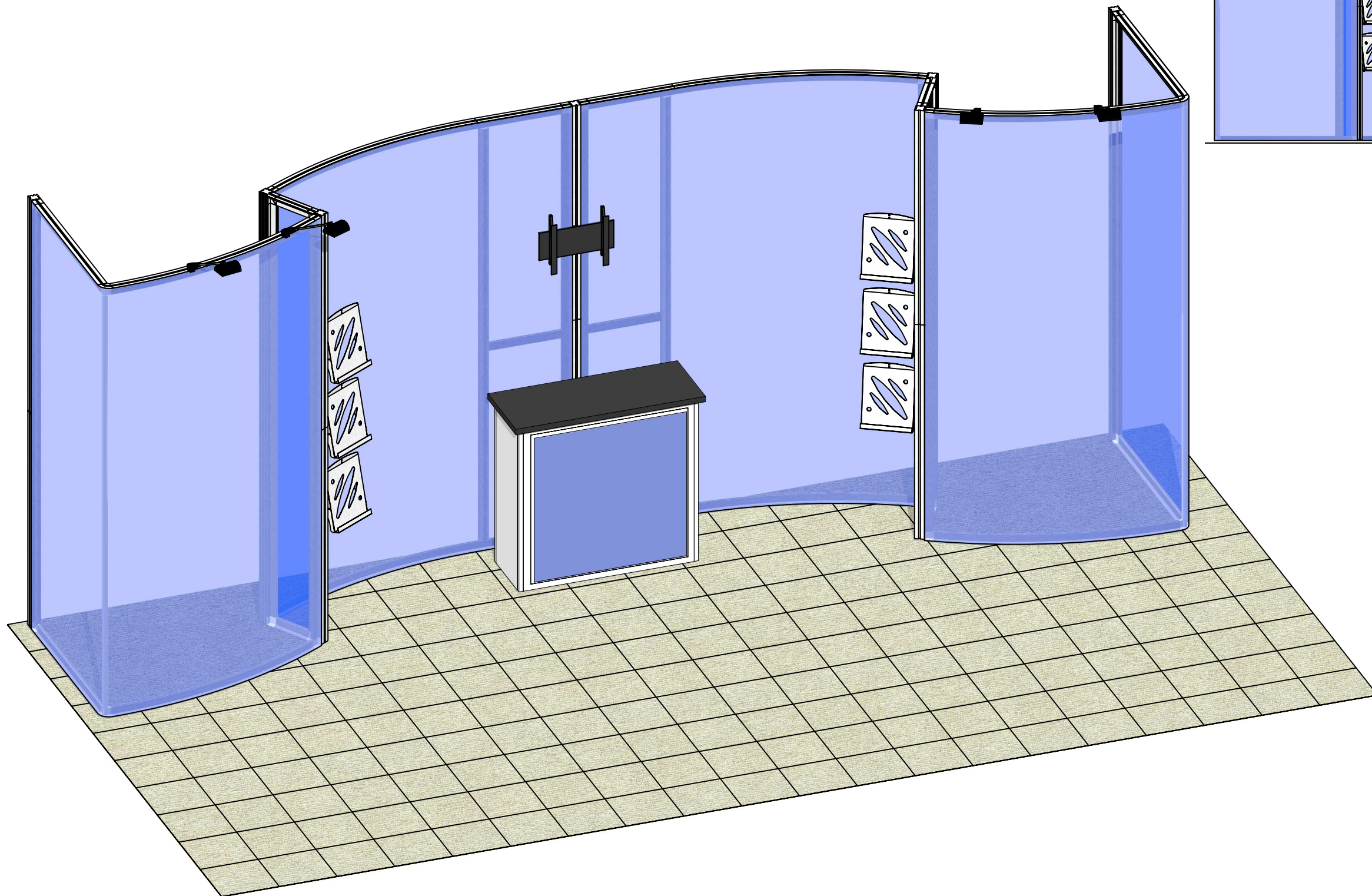
dimensions:

Hardware	Graphic
Assembled unit: 229.25" w x 94.5" h x 42.88" d 5822.95mm(w) x 2400.3(h) x 1089.15mm(d) Counter: 39.38" w x 36.63" h x 15.75" d 1000.25mm(w) x 930.4mm(h) x 400.05mm(d) Counter holds max weight 50 lbs / 22.68 kgs and has a locking storage door	Total visual area: Panels A & D: 91.4" w x 94.375" h 2321.5mm(w) x 2397mm(h) Panels B & E: 11.68" w x 94.375" h 296.6mm(w) x 2397mm(h) Panels C & D: 69.04" w x 94.375" h 1753.6mm(w) x 2397mm(h) Counter (UV Graphic - Rollable): Front Panel: 37.25" w x 35.18" h Door Graphic: 31.62" w x 31.75" h
Shipping	*If ordering Hybrid Pro Kit 10, please design counter graphic on the door template. If ordering free-standing counter, please design on both the front and the door template. Please be sure to include a 2" bleed around the perimeter. Refer to related graphic templates for more information
Shipping dimensions - ships in 1 case: 1 SCRATCH case: 59" l x 57" h x 34" d 1498.6mm(l) x 1447.8mm(h) x 863.6mm(d) Approximate shipping weight (entire kit): 531 lbs / 241 kgs	

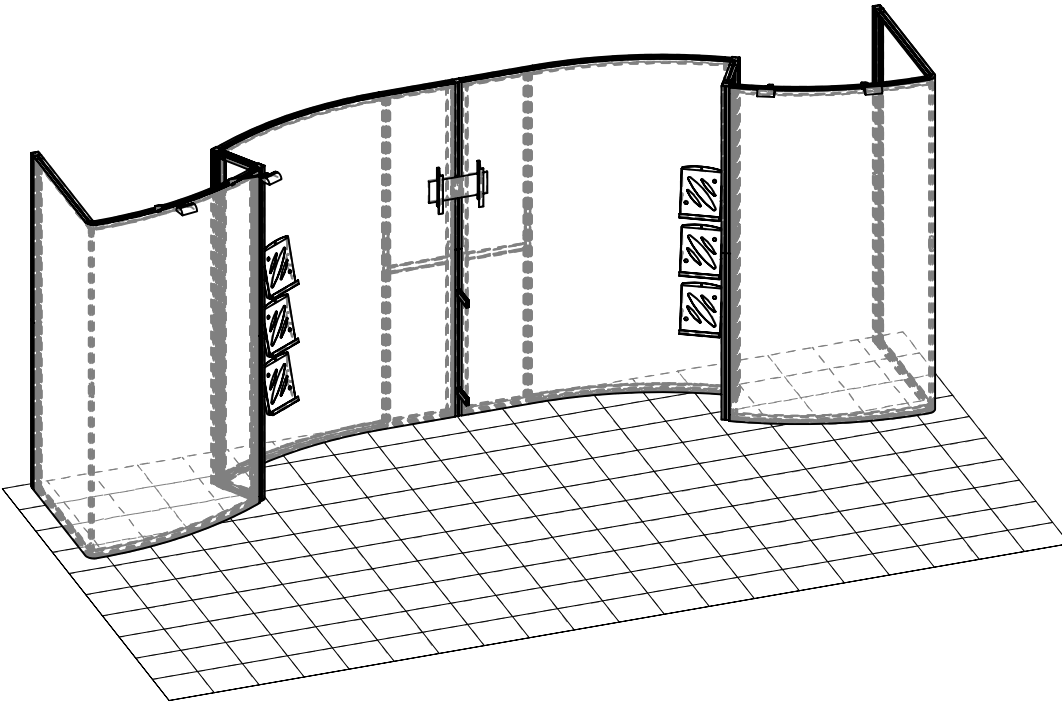
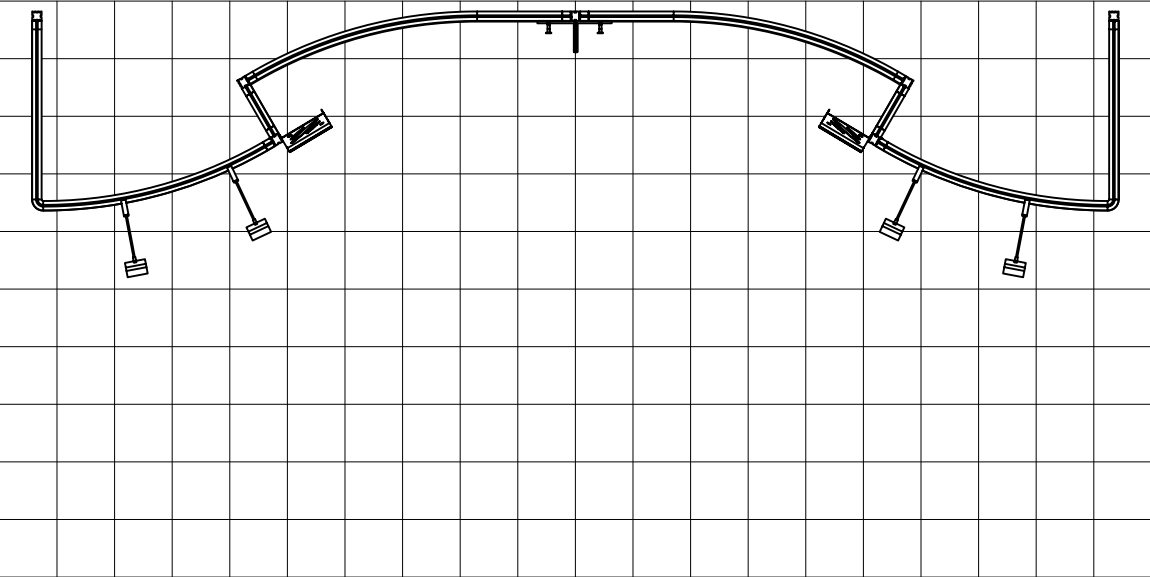
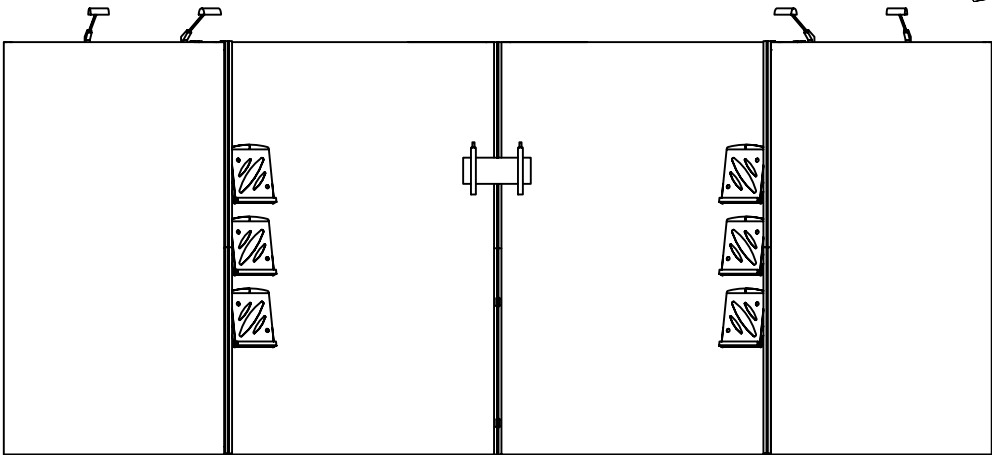
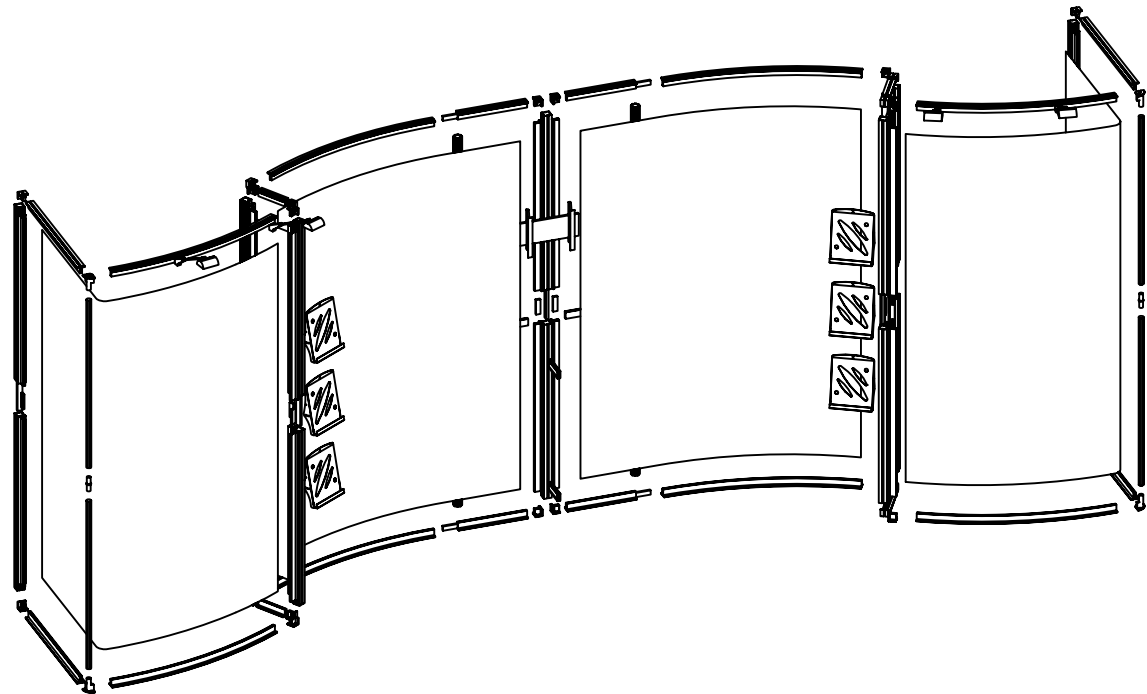
additional information:

Graphic material: Dye-sublimated fabric Countertop color options: <div><div></div>silver</div> <div><div></div>black</div> <div><div></div>mahogany</div> <div><div></div>natural</div>	*Foreground counters not included Lights Included: Lumina 200 LED floodlight, straight arm and adjustable head, black finish, 19.5" from end to end Medium monitor bracket holds 26-40" LCD, maximum weight: 50 lbs / 22.68 kgs
--	---

R-HP-K-10

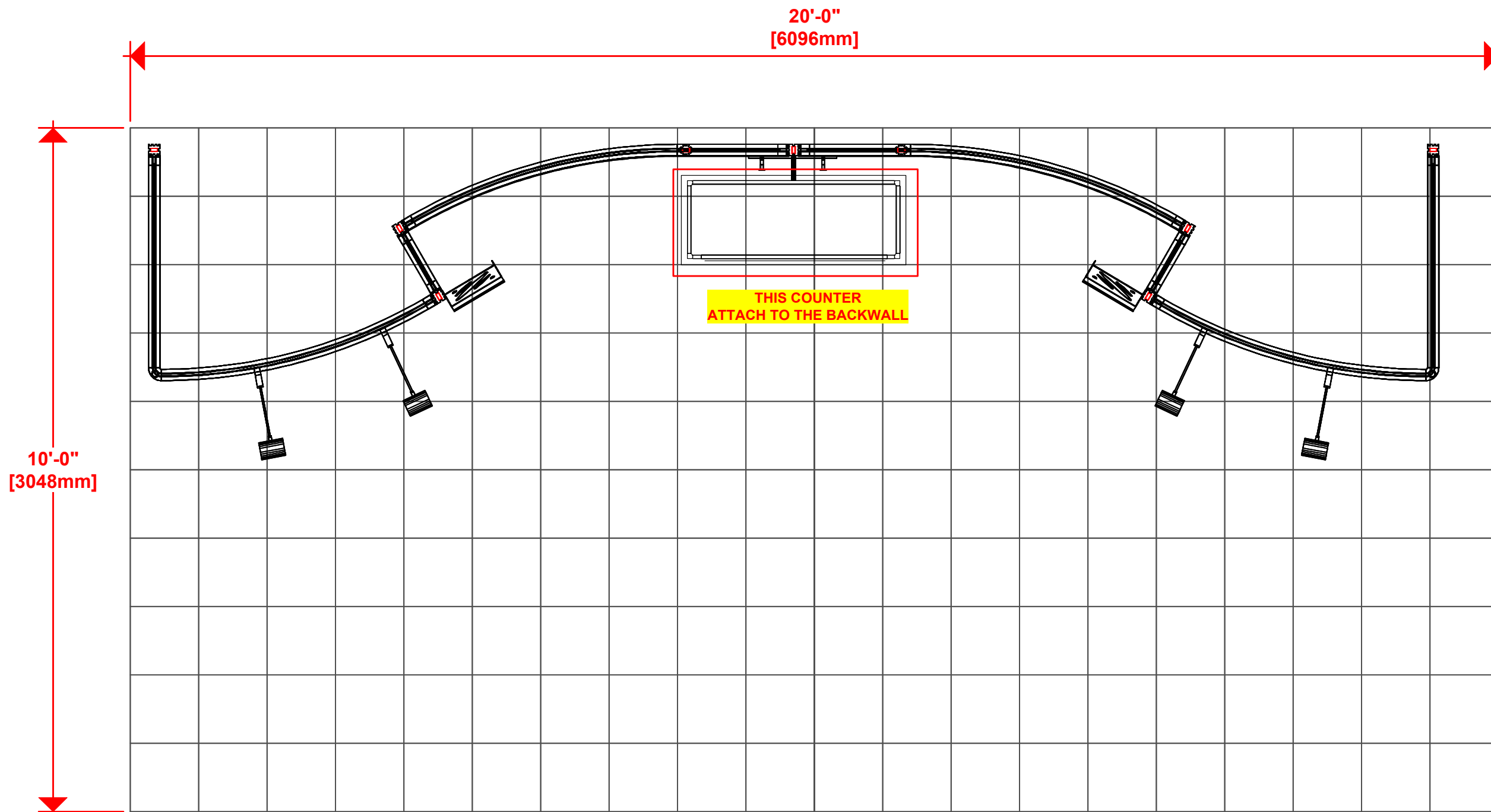


Code	#	Description
R49	4	PHFC2-8R-30 EXTRUSION WITH LOCKS 2 ENDS
R24	14	1200MM (47.24") 50MM50MM PM2S SQUARE EXTRUSION WITH STOP AT 155MM
R25	9	PH4SC-300MM (11.81") EXTRUSION WITH TENSION GLIDES
CB9-S	24	50MM SQUARE PHCF2 CORNER BRACKET
R19	24	1155MM (45.47") PHFC2 EXTRUSION WITH IB2 HOLE ONE SIDE-WITH LOCK 1 END WITH BIKE LOCKS
R21	4	PHFC2-8R-30 EXTRUSION WITH LOCKS 1 END
R16	4	900MM (35.43") PHFC2 EXTRUSION WITH LOCKS 2 ENDS
R17	4	450MM (17.72") PHFC2 EXTRUSION WITH IB2 HOLE ONE SIDE-WITH LOCK 1 END
R22	4	1155MM (45.47") 50MM50MM PM2R8 8 WAY ROUND EXTRUSION WITH STOP AT 155MM WITH LOCK 1 END
LN112	6	A4 UNIVERSAL LITERATURE HOLDER
LEDL10B	4	LED SPOTLIGHT,3M,UL PLUG W/TRANSFORMER BLACK
IB2	16	PH INLINE CONNECTOR
R23	2	381MM (15") PH EXTRUSION WITH LOCKS 2 ENDS
CB10-R	4	50MM ROUND PHCF2 CORNER BRACKET
R108	4	1155MM LENGTH 30mm (1.18 Inch) TUBE
TC-30-S	2	INLINE CONNECTOR FOR 30 TUBING
R18	4	210MM (8.27") PHFC2 EXTRUSION WITH IB2 HOLE ONE SIDE-WITH LOCK 1 END
GRAPHIC C1	1	94.5"H X 69.172"W SINGLE SIDED DYESUB GRAPHIC W/FCE-2 ON PERIMETER
GRAPHIC A1	1	94.5"H X 91.53"W SINGLE SIDED DYESUB GRAPHIC W/FCE-2 ON PERIMETER
GRAPHIC B1	1	94.5"H X 11.81"W SINGLE SIDED DYESUB GRAPHIC W/FCE-2 ON PERIMETER
MM-MB	1	MEDIUM MONITOR BRACKET FOR MONITORS 15"-40"
LN112	3	UNIVERSAL BROCHURE HOLDER WITH THUMB SCREW AND SUPPORT BAR
GRAPHIC C2	1	94.5"H X 69.172"W SINGLE SIDED DYESUB GRAPHIC W/FCE-2 ON PERIMETER
GRAPHIC A2	1	94.5"H X 91.53"W SINGLE SIDED DYESUB GRAPHIC W/FCE-2 ON PERIMETER
GRAPHIC B2	1	94.5"H X 11.81"W SINGLE SIDED DYESUB GRAPHIC W/FCE-2 ON PERIMETER
R110	2	100MM (3.89") PH EXTRUSION WITH SLIDE LOCKS 2 ENDS



BOM

R-HP-K-10



10'-0"
[3048mm]

20'-0"
[6096mm]

THIS COUNTER
ATTACH TO THE BACKWALL

(4) LEDL 10S LIGHTS = 50W PER STICK

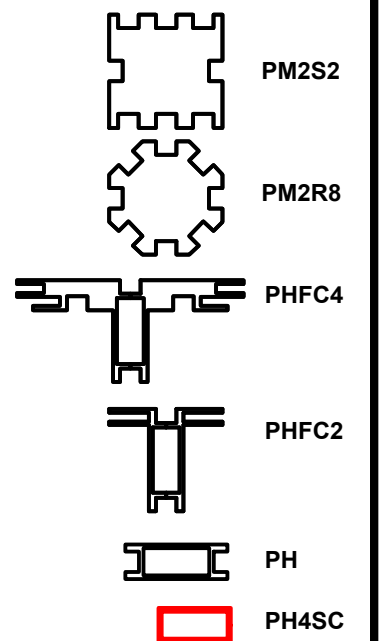
1. Redesign of this exhibit without approval by manufacturer may result in dangerous and unsafe structures. Manufacturer disclaims any responsibility for redesigned exhibits it does not approve in writing.

2. Parts and components such as panels and extrusions are manufactured to metric sizing. Where ever possible sizes have been noted in feet and inches as well as in metric. Below is the imperial to metric sizing table as reference. "Nominal" refers to approximate size.

2400mm = (94 1/2")
2100mm = (82 5/8")
1800mm = (70 7/8")
1500mm = (59")
1200mm = (47 1/4")
900mm = (35 1/2")
600mm = (23 5/8")
300mm = (11 7/8")

Phone Line / Fax
Internet connection
Outlet
Main Drop (point of distrution)

Wire running under carpet

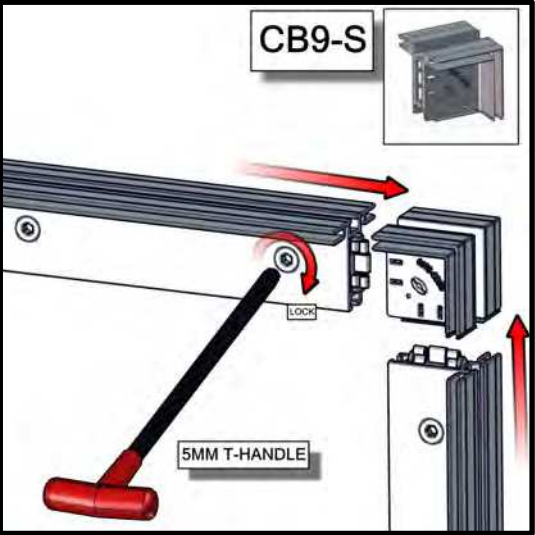
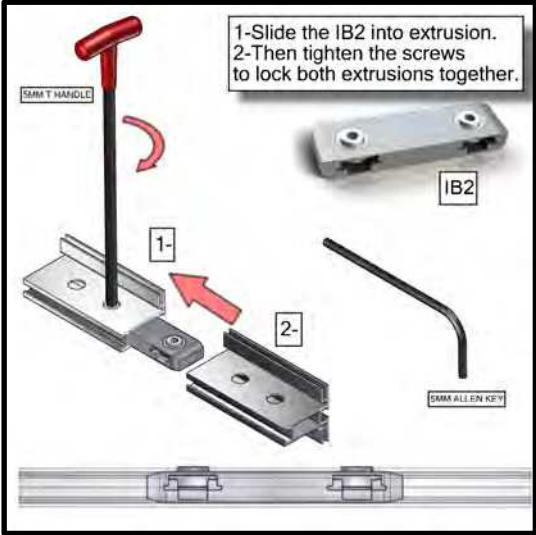
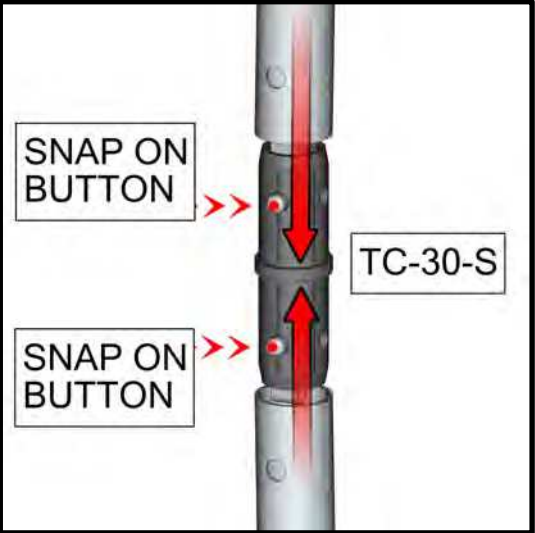
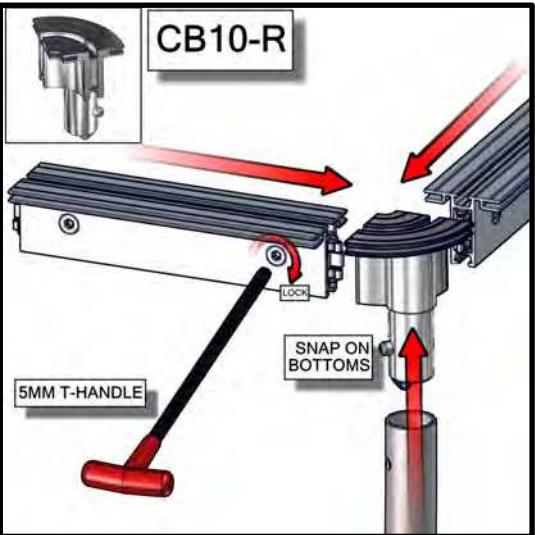

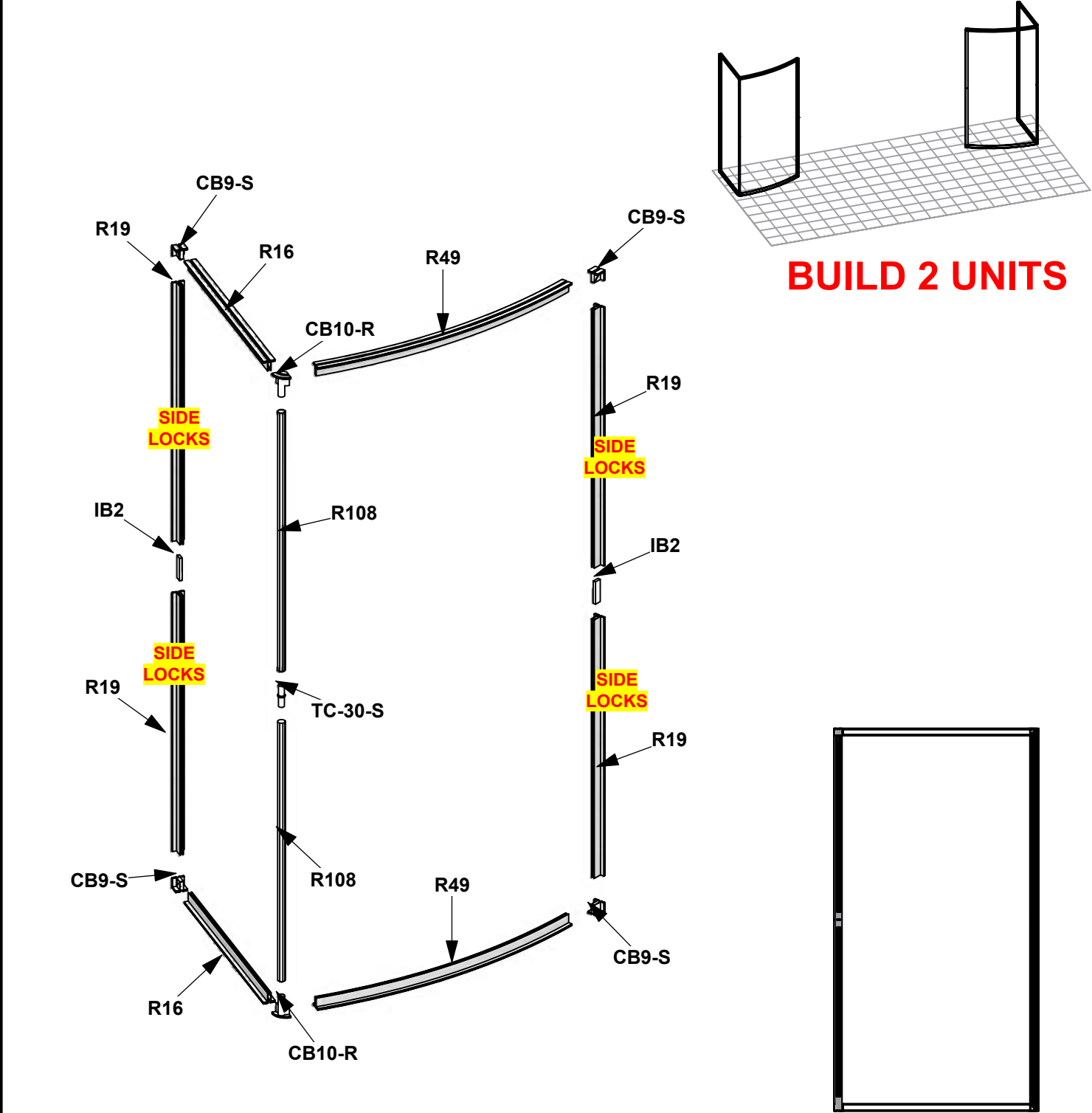


HYBRID PRO RENTAL KIT

Title: SET-UP INSTRUCTIONS

EP

Code	#	Description
R49	4	PHFC2-8R-30 EXTRUSION WITH LOCKS 2 ENDS
CB9-S	8	50MM SQUARE PHCF2 CORNER BRACKET
R19	8	1155MM (45.47") PHFC2 EXTRUSION WITH IB2 HOLE ONE SIDE-WITH LOCK 1 END
R16	4	900MM (35.43") PHFC2 EXTRUSION WITH LOCKS 2 ENDS
IB2	4	PH INLINE CONNECTOR
CB10-R	4	50MM ROUND PHCF2 CORNER BRACKET
R108	4	1155MM LENGTH 30mm (1.18 Inch) TUBE
TC-30-S	2	INLINE CONNECTOR FOR 30 TUBING

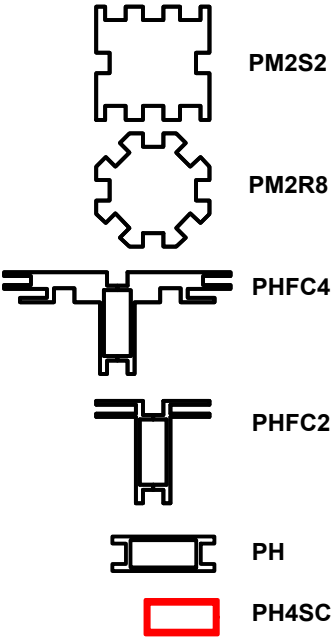


1. Redesign of this exhibit without approval by manufacturer may result in dangerous and unsafe structures. Manufacturer disclaims any responsibility for redesigned exhibits it does not approve in writing.

2. Parts and components such as panels and extrusions are manufactured to metric sizing. Where ever possible sizes have been noted in feet and inches as well as in metric. Below is the imperial to metric sizing table as reference. "Nominal" refers to approximate size.

2400mm = (94 1/2")	Phone Line / Fax
2100mm = (82 5/8")	Internet connection
1800mm = (70 7/8")	Outlet
1500mm = (59")	Main Drop (point of distrution)
1200mm = (47 1/4")	
900mm = (35 1/2")	
600mm = (23 5/8")	
300mm = (11 7/8")	

--- Wire running under carpet

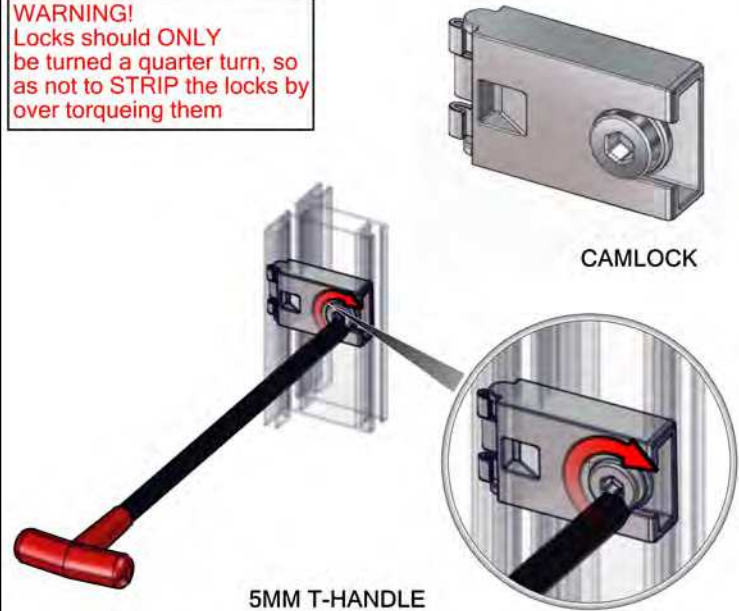


HYBRID PRO RENTAL KIT

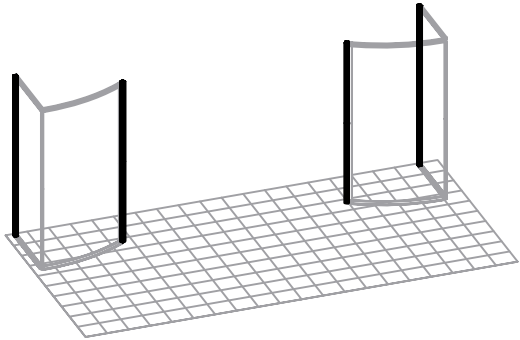
Title: SET-UP INSTRUCTIONS

Code	#	Description
R24	8	1200MM (47.24") 50MM50MM PM2S SQUARE EXT
R25	4	PH4SC-300MM (11.81") EXTRUSION WITH TENSION

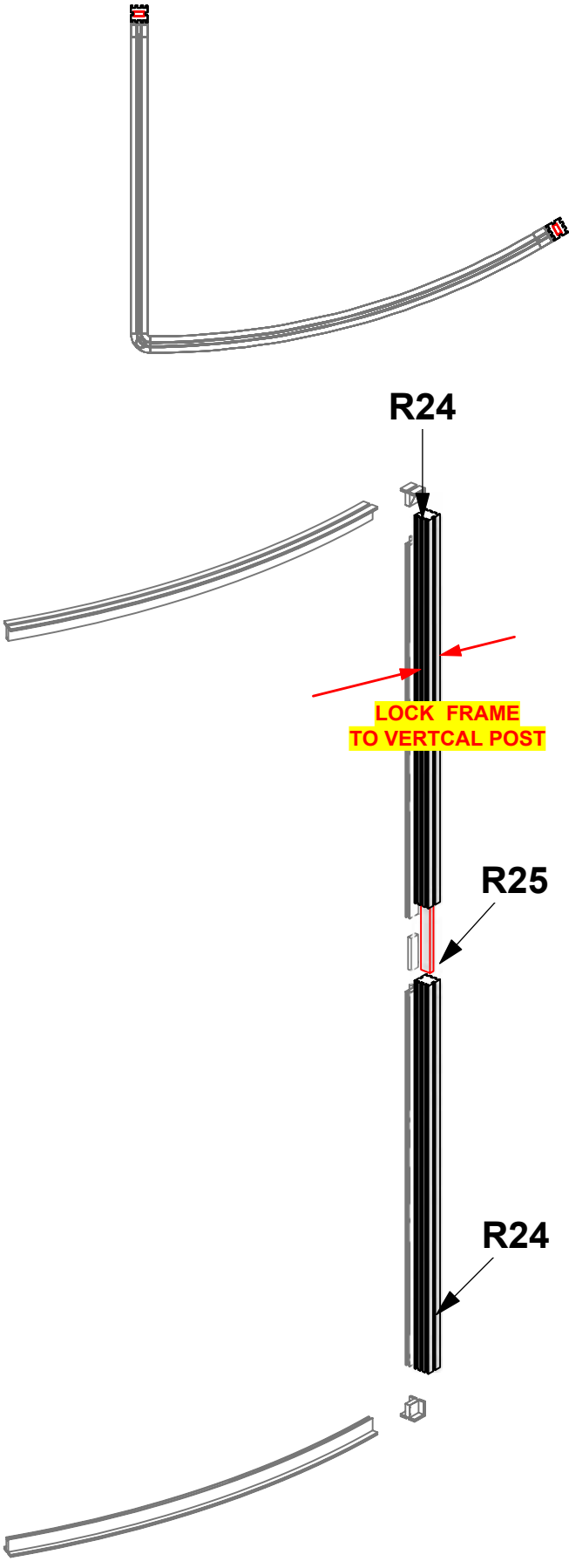
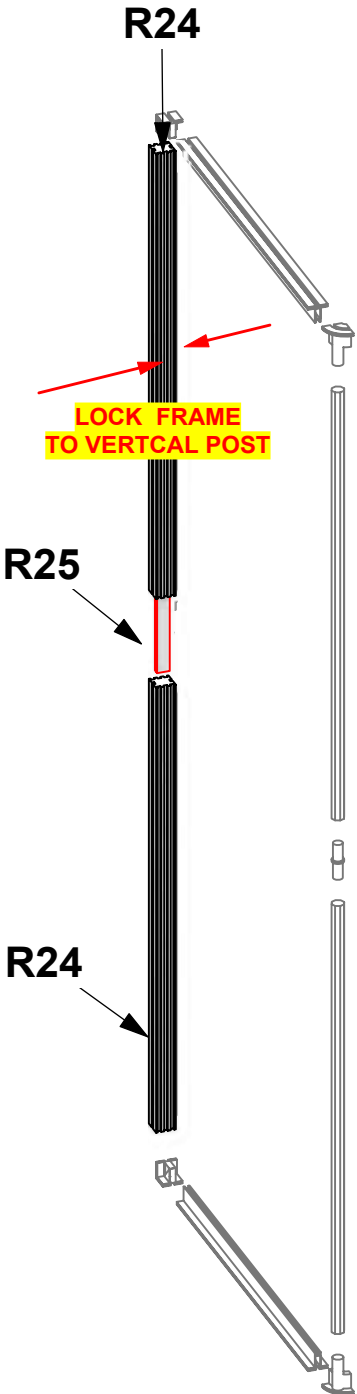
WARNING!
Locks should **ONLY** be turned a quarter turn, so as not to **STRIP** the locks by over torquing them



LOCK EXTRUSION BY USING 5MM HEX KEY



BUILD 2 UNITS

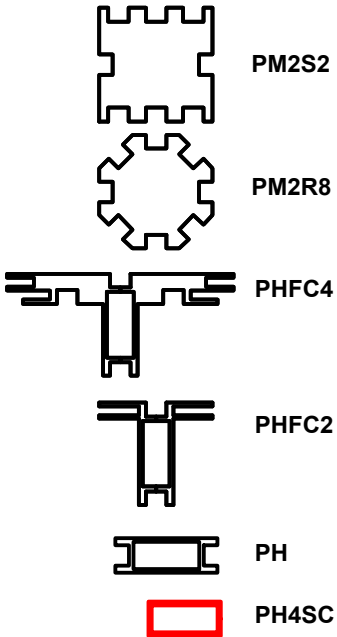


1. Redesign of this exhibit without approval by manufacturer may result in dangerous and unsafe structures. Manufacturer disclaims any responsibility for redesigned exhibits it does not approve in writing.

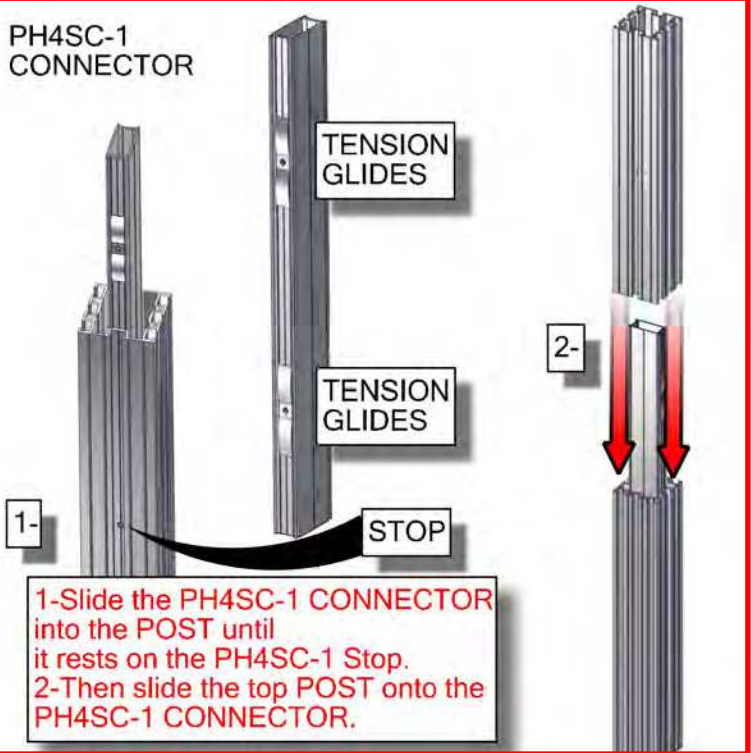
2. Parts and components such as panels and extrusions are manufactured to metric sizing. Where ever possible sizes have been noted in feet and inches as well as in metric. Below is the imperial to metric sizing table as reference. "Nominal" refers to approximate size.

2400mm = (94 1/2")	Phone Line / Fax
2100mm = (82 5/8")	Internet connection
1800mm = (70 7/8")	Outlet
1500mm = (59")	Main Drop (point of distrution)
1200mm = (47 1/4")	
900mm = (35 1/2")	
600mm = (23 5/8")	
300mm = (11 7/8")	

Wire running under carpet



PH4SC-1
CONNECTOR

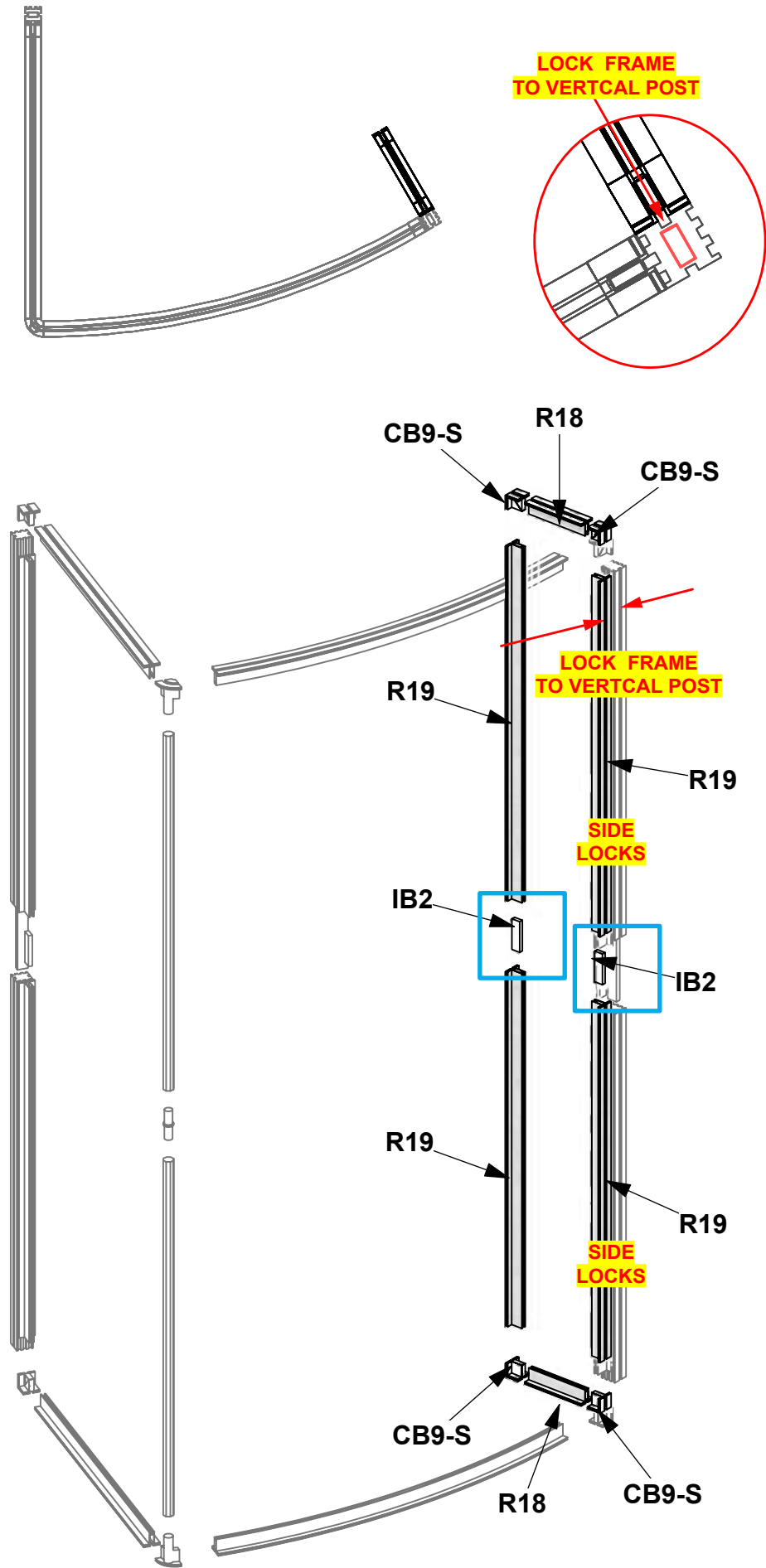
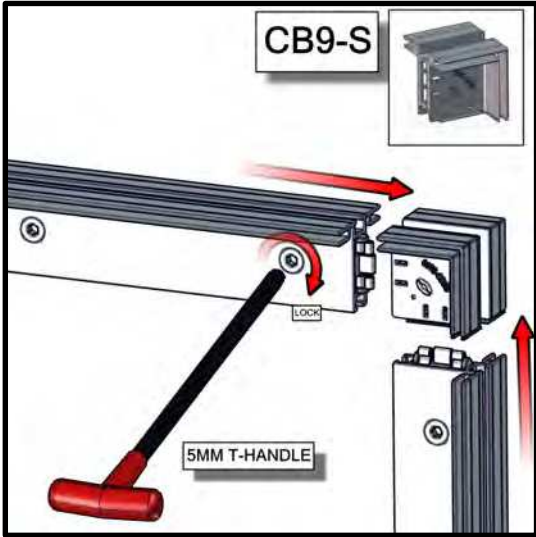
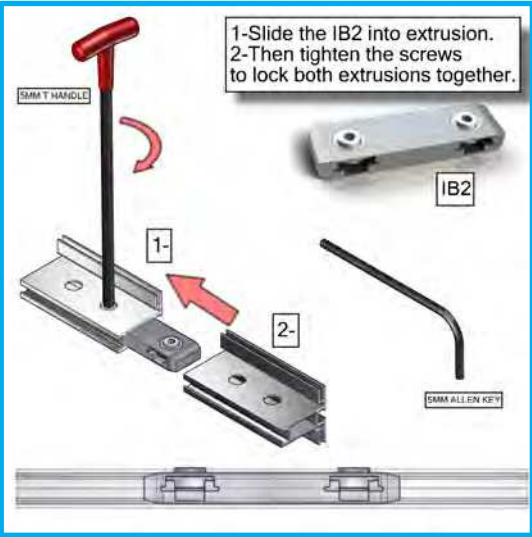
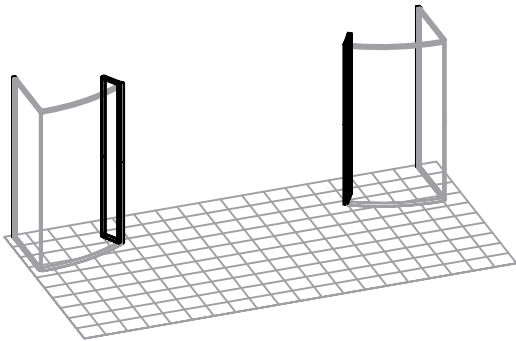


1-Slide the PH4SC-1 CONNECTOR into the POST until it rests on the PH4SC-1 Stop.
2-Then slide the top POST onto the PH4SC-1 CONNECTOR.

HYBRID PRO RENTAL KIT

Title: SET-UP INSTRUCTIONS

Code	#	Description
CB9-S	8	50MM SQUARE PHCF2 CORNER BRACKET
R19	8	1155MM (45.47") PHFC2 EXTRUSION WITH IB2 HOLE ONE SIDE-WITH LOCK 1 E
IB2	4	PH INLINE CONNECTOR
R18	4	210MM (8.27") PHFC2 EXTRUSION WITH IB2 HOLE ONE SIDE-WITH LOCK 1 END

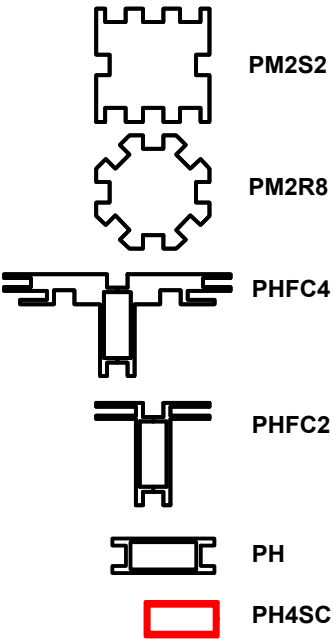


1. Redesign of this exhibit without approval by manufacturer may result in dangerous and unsafe structures. Manufacturer disclaims any responsibility for redesigned exhibits it does not approve in writing.

2. Parts and components such as panels and extrusions are manufactured to metric sizing. Where ever possible sizes have been noted in feet and inches as well as in metric. Below is the imperial to metric sizing table as reference. "Nominal" refers to approximate size.

2400mm = (94 1/2")	Phone Line / Fax
2100mm = (82 5/8")	Internet connection
1800mm = (70 7/8")	Outlet
1500mm = (59")	Main Drop (point of distrution)
1200mm = (47 1/4")	
900mm = (35 1/2")	
600mm = (23 5/8")	
300mm = (11 7/8")	

Wire running under carpet

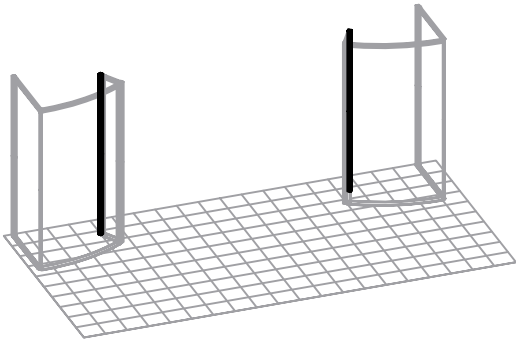


HYBRID PRO RENTAL KIT

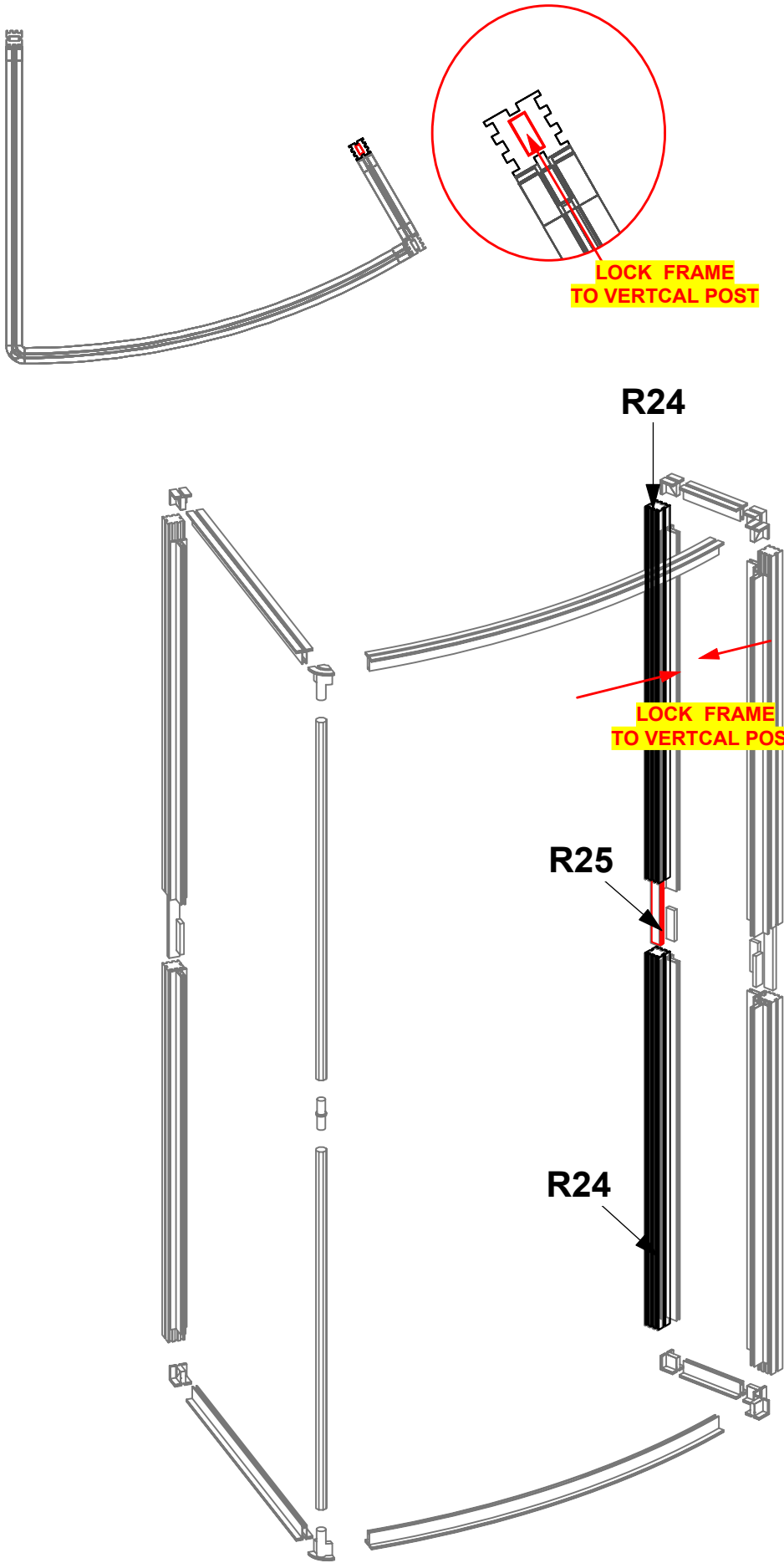
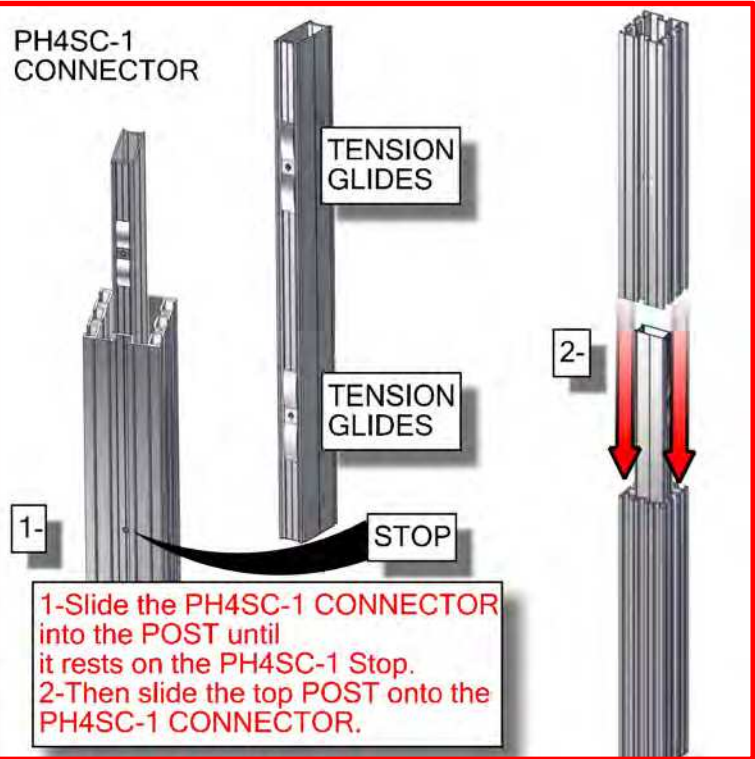
Title: SET-UP INSTRUCTIONS

Code	#	Description
R24	4	1200MM (47.24") 50MM50MM PM2S SQUARE EXTRUSION WITH
R25	2	PH4SC-300MM (11.81") EXTRUSION WITH TENSION GLIDES

WARNING!
Locks should **ONLY** be turned a quarter turn, so as not to **STRIP** the locks by over torquing them



BUILD 2 UNITS

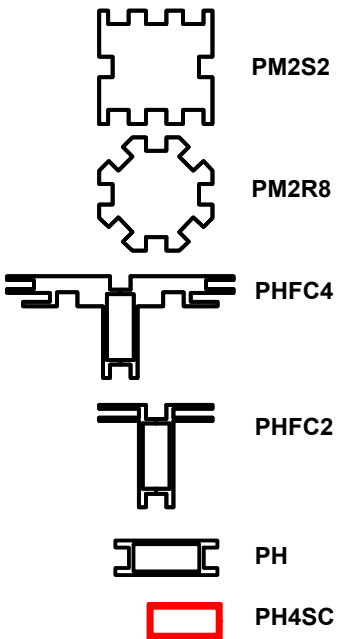


1. Redesign of this exhibit without approval by manufacturer may result in dangerous and unsafe structures. Manufacturer disclaims any responsibility for redesigned exhibits it does not approve in writing.

2. Parts and components such as panels and extrusions are manufactured to metric sizing. Where ever possible sizes have been noted in feet and inches as well as in metric. Below is the imperial to metric sizing table as reference. "Nominal" refers to approximate size.

2400mm = (94 1/2")	Phone Line / Fax
2100mm = (82 5/8")	Internet connection
1800mm = (70 7/8")	Outlet
1500mm = (59")	Main Drop (point of distrution)
1200mm = (47 1/4")	
900mm = (35 1/2")	
600mm = (23 5/8")	
300mm = (11 7/8")	

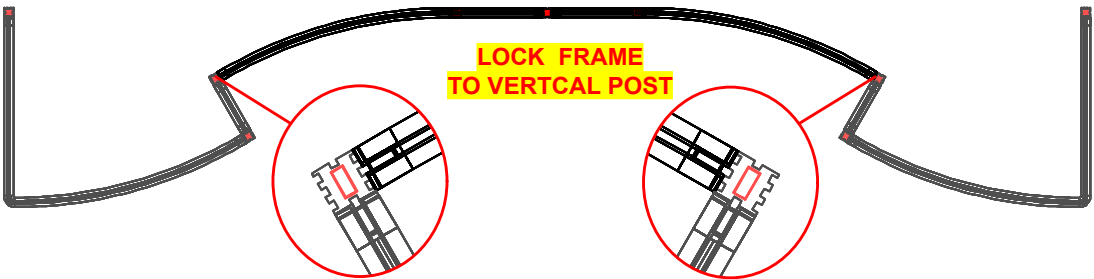
Wire running under carpet



HYBRID PRO RENTAL KIT

Title: SET-UP INSTRUCTIONS

Code	#	Description
R21	4	PHFC2-8R-30 EXTRUSION WITH LOCKS 1 END
CB9-S	8	50MM SQUARE PHCF2 CORNER BRACKET
R19	8	1155MM (45.47") PHFC2 EXTRUSION WITH IB2 HOLE ONE SIDE-WITH LOCK 1 END WITH
R24	2	1200MM (47.24") 50MM50MM PM2S SQUARE EXTRUSION WITH STOP AT 155MM
R25	3	PH4SC-300MM (11.81") EXTRUSION WITH TENSION GLIDES
R17	4	450MM (17.72") PHFC2 EXTRUSION WITH IB2 HOLE ONE SIDE-WITH LOCK 1 END
R22	4	1155MM (45.47") 50MM50MM PM2R8 8 WAY ROUND EXTRUSION WITH STOP AT 155MM
IB2	8	PH INLINE CONNECTOR
R23	2	381MM (15") PH EXTRUSION WITH LOCKS 2 ENDS

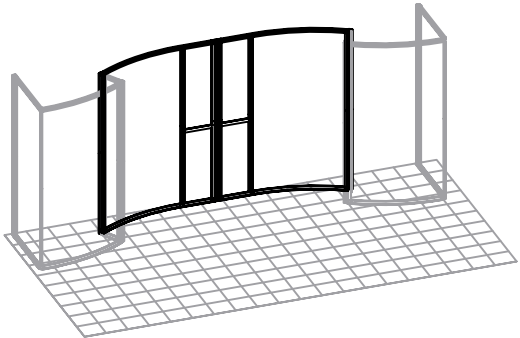


1. Redesign of this exhibit without approval by manufacturer may result in dangerous and unsafe structures. Manufacturer disclaims any responsibility for redesigned exhibits it does not approve in writing.

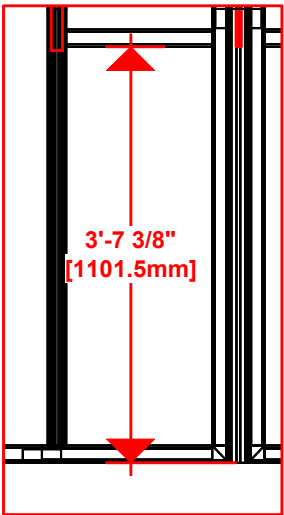
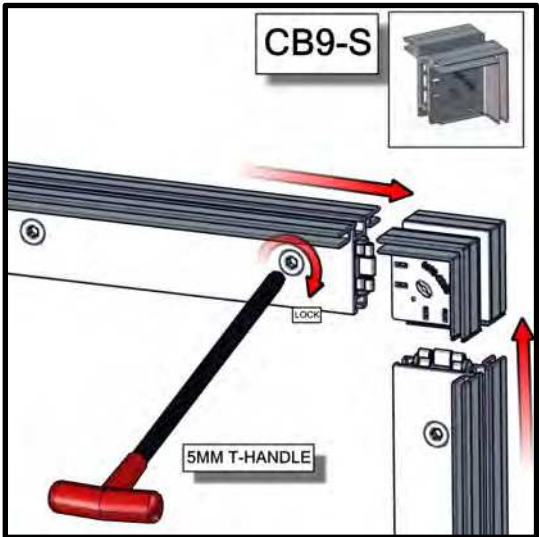
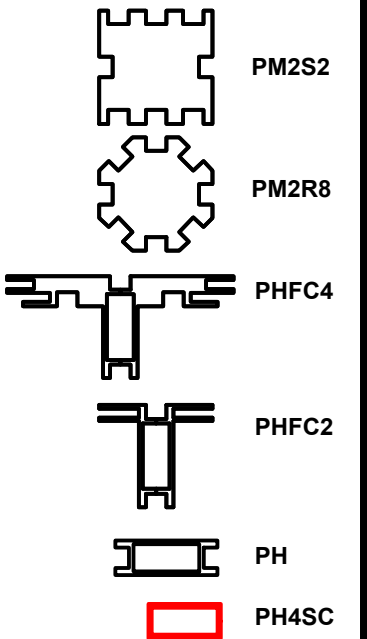
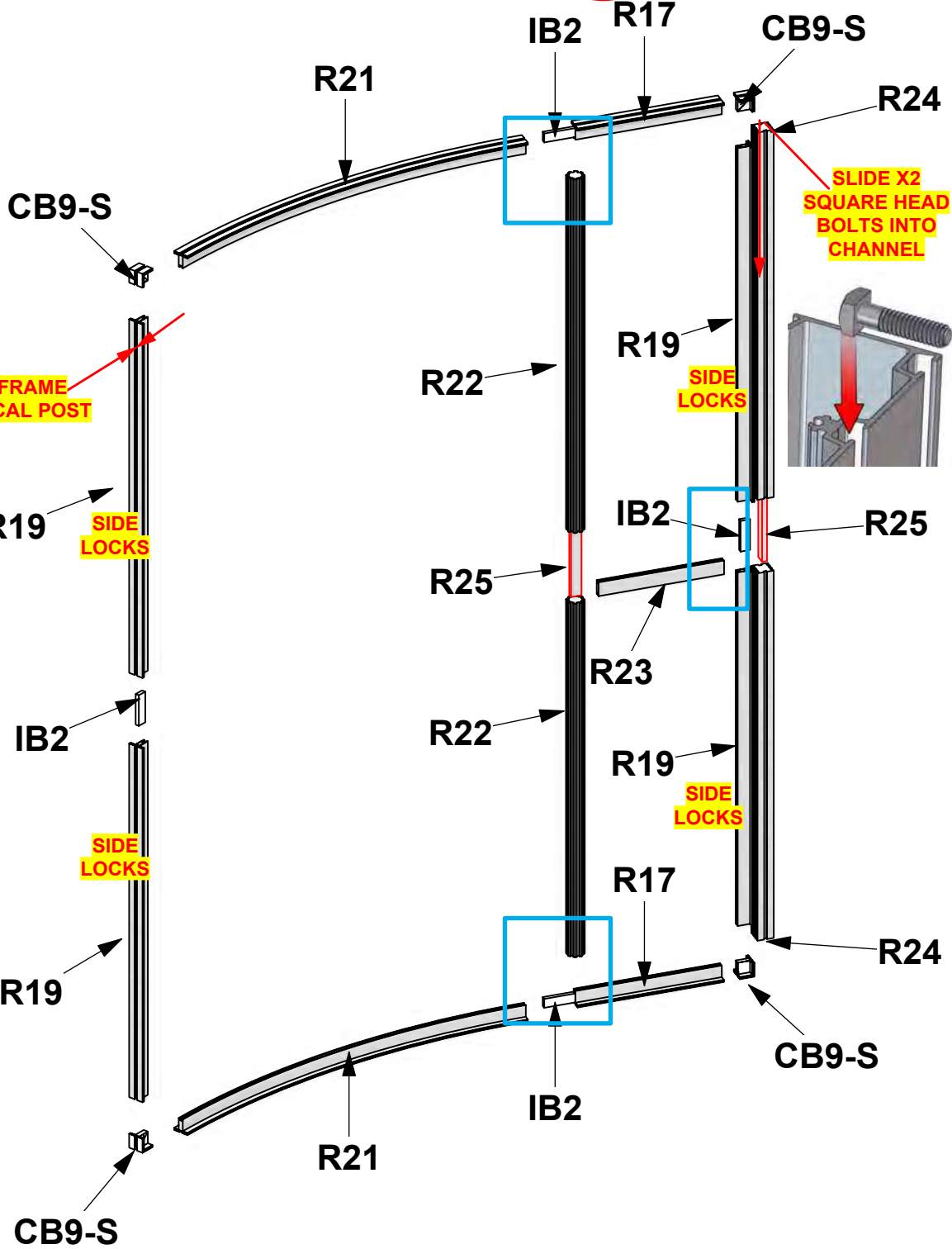
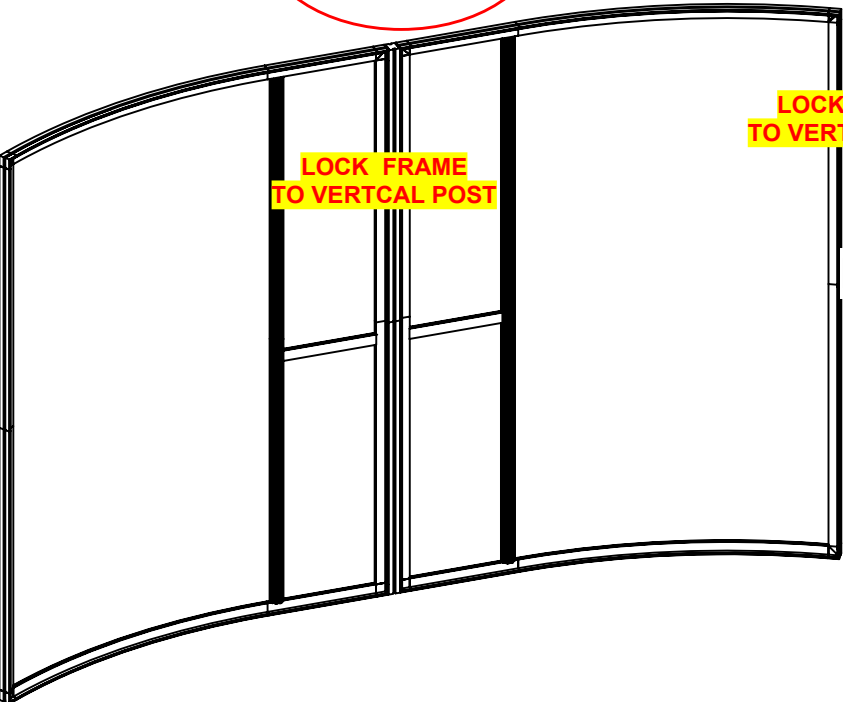
2. Parts and components such as panels and extrusions are manufactured to metric sizing. Where ever possible sizes have been noted in feet and inches as well as in metric. Below is the imperial to metric sizing table as reference. "Nominal" refers to approximate size.

2400mm = (94 1/2")	Phone Line / Fax
2100mm = (82 5/8")	Internet connection
1800mm = (70 7/8")	Outlet
1500mm = (59")	Main Drop (point of distrution)
1200mm = (47 1/4")	
900mm = (35 1/2")	
600mm = (23 5/8")	
300mm = (11 7/8")	

Wire running under carpet



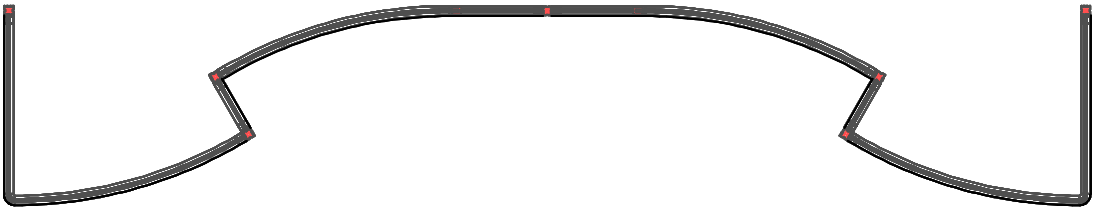
BUILD 2 UNITS



HYBRID PRO RENTAL KIT

Title: SET-UP INSTRUCTIONS

Code	#	Description
GRAPHIC C1	1	94.5"H X 69.172"W SINGLE SIDED DYESUB GRAPHIC W/FCE-2 ON PERIMETER
GRAPHIC A1	1	94.5"H X 91.53"W SINGLE SIDED DYESUB GRAPHIC W/FCE-2 ON PERIMETER
GRAPHIC B1	1	94.5"H X 11.81"W SINGLE SIDED DYESUB GRAPHIC W/FCE-2 ON PERIMETER
GRAPHIC C2	1	94.5"H X 69.172"W SINGLE SIDED DYESUB GRAPHIC W/FCE-2 ON PERIMETER
GRAPHIC A2	1	94.5"H X 91.53"W SINGLE SIDED DYESUB GRAPHIC W/FCE-2 ON PERIMETER
GRAPHIC B2	1	94.5"H X 11.81"W SINGLE SIDED DYESUB GRAPHIC W/FCE-2 ON PERIMETER



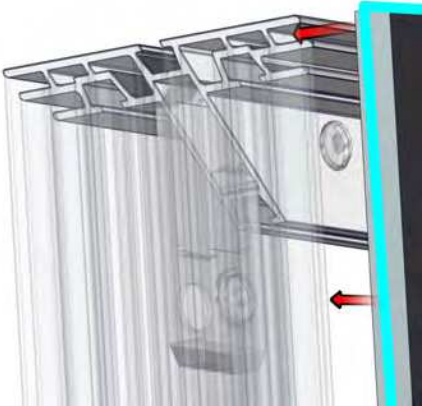
1. Redesign of this exhibit without approval by manufacturer may result in dangerous and unsafe structures. Manufacturer disclaims any responsibility for redesigned exhibits it does not approve in writing.

2. Parts and components such as panels and extrusions are manufactured to metric sizing. Where ever possible sizes have been noted in feet and inches as well as in metric. Below is the imperial to metric sizing table as reference. "Nominal" refers to approximate size.

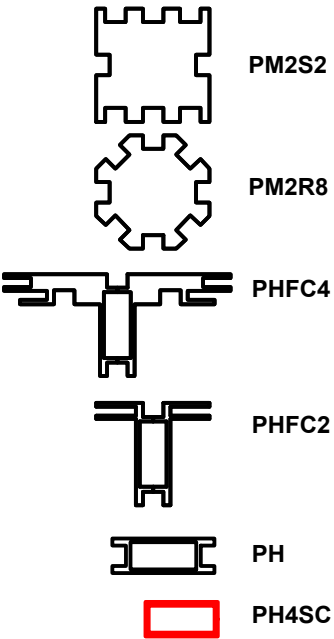
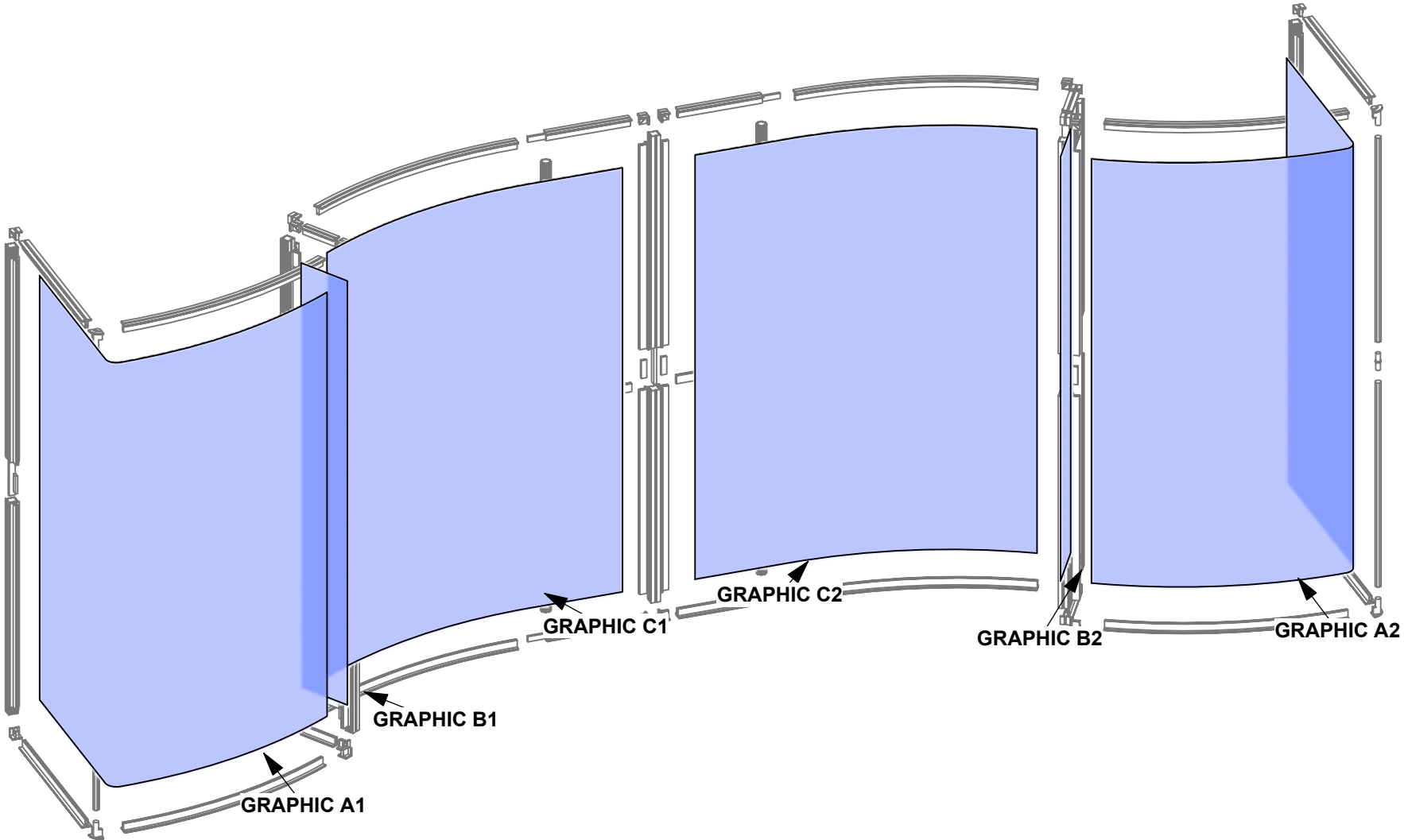
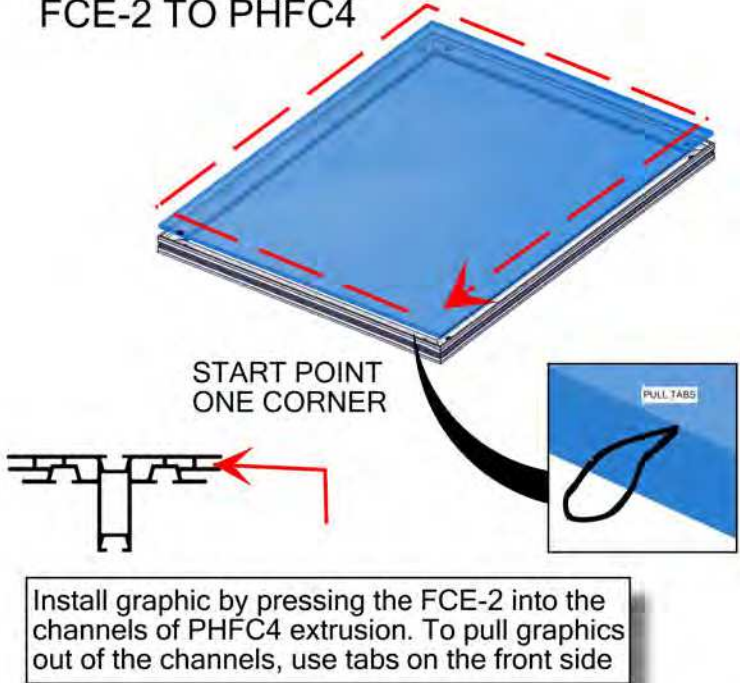
2400mm = (94 1/2")	Phone Line / Fax
2100mm = (82 5/8")	Internet connection
1800mm = (70 7/8")	Outlet
1500mm = (59")	Main Drop (point of distrution)
1200mm = (47 1/4")	
900mm = (35 1/2")	
600mm = (23 5/8")	
300mm = (11 7/8")	

Wire running under carpet

FCE-2 TO PHFC4




FCE-2 TO PHFC4



HYBRID PRO RENTAL KIT

Title: SET-UP INSTRUCTIONS

	Code	#	Description
	MM-MB	1	MEDIUM MONITOR BRACKET FOR MONITORS 15"-40"
	R110	2	100MM (3.89") PH EXTRUSION WITH LOCKS 2 ENDS



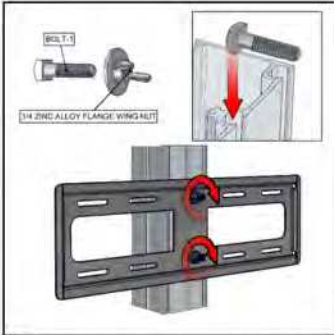
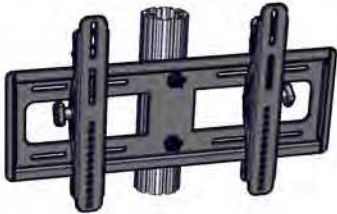
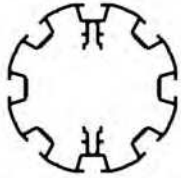
1. Redesign of this exhibit without approval by manufacturer may result in dangerous and unsafe structures. Manufacturer disclaims any responsibility for redesigned exhibits it does not approve in writing.

2. Parts and components such as panels and extrusions are manufactured to metric sizing. Where ever possible sizes have been noted in feet and inches as well as in metric. Below is the imperial to metric sizing table as reference. "Nominal" refers to approximate size.

2400mm = (94 1/2")	Phone Line / Fax
2100mm = (82 5/8")	Internet connection
1800mm = (70 7/8")	Outlet
1500mm = (59")	Main Drop (point of distrution)
1200mm = (47 1/4")	
900mm = (35 1/2")	
600mm = (23 5/8")	
300mm = (11 7/8")	

Wire running under carpet

MM-MB



1- INSERT BOLTS INTO MIDDLE CHANNEL. THEN SECURE MONITOR MOUNT WITH WING NUTS.

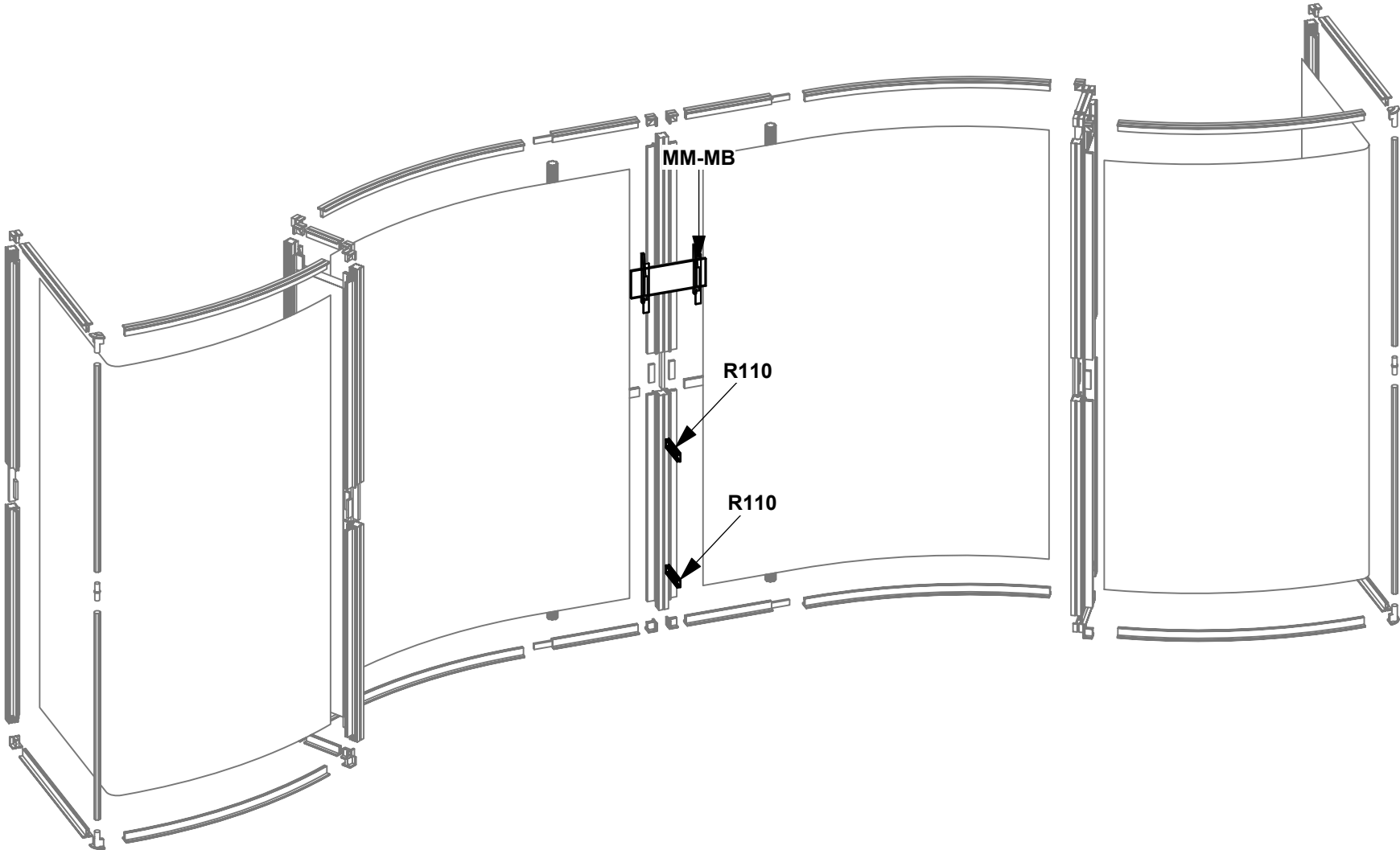


2- ATTACH MONITOR TO BRACKETS SEE SANUS MANUAL FOR MORE INFO

WARNING!
Locks should ONLY be turned a quarter turn, so as not to STRIP the locks by over torquing them



LOCK EXTRUSION BY USING 5MM ALLEN KEY

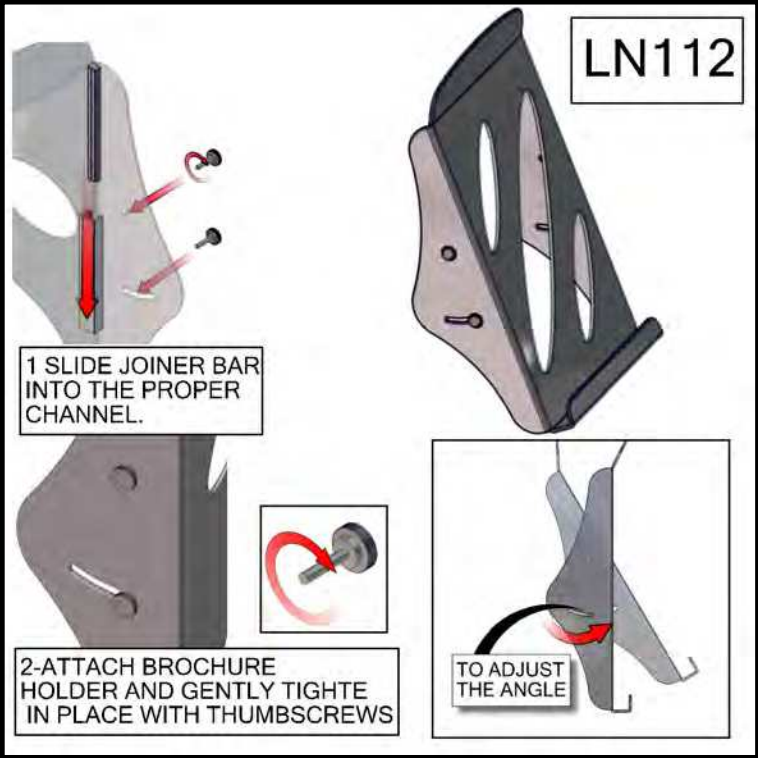


PM2S2	
PM2R8	
PHFC4	
PHFC2	
PH	
PH4SC	

HYBRID PRO RENTAL KIT

Title: SET-UP INSTRUCTIONS

Code	#	Description
LN112	6	UNIVERSAL BROCHURE HOLDER WITH THUMB SCREW AND SUPPORT
LN112	6	A4 UNIVERSAL LITERATURE HOLDER
LEDL10B	4	LED SPOTLIGHT,3M,UL PLUG W/TRANSFORMER BLACK

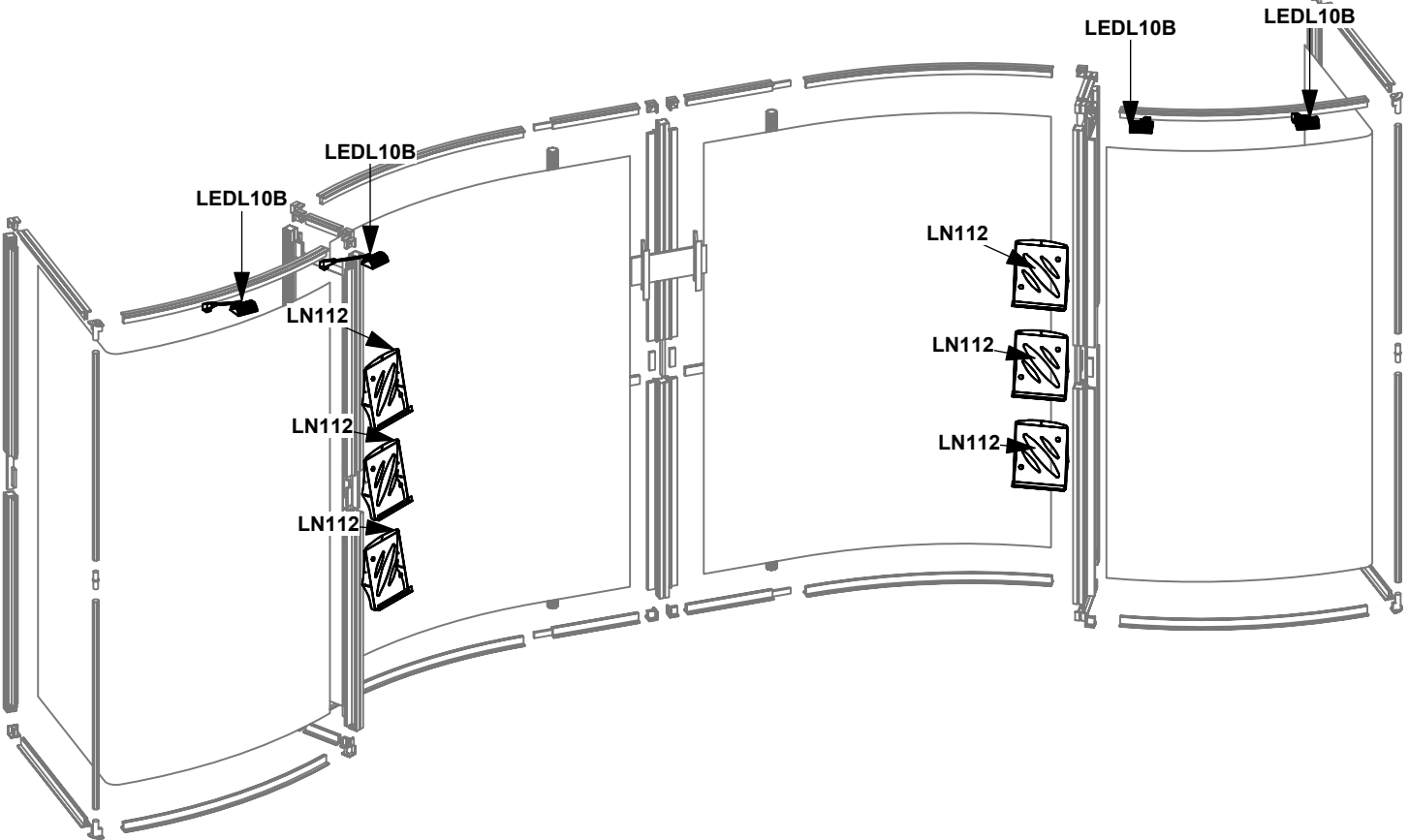
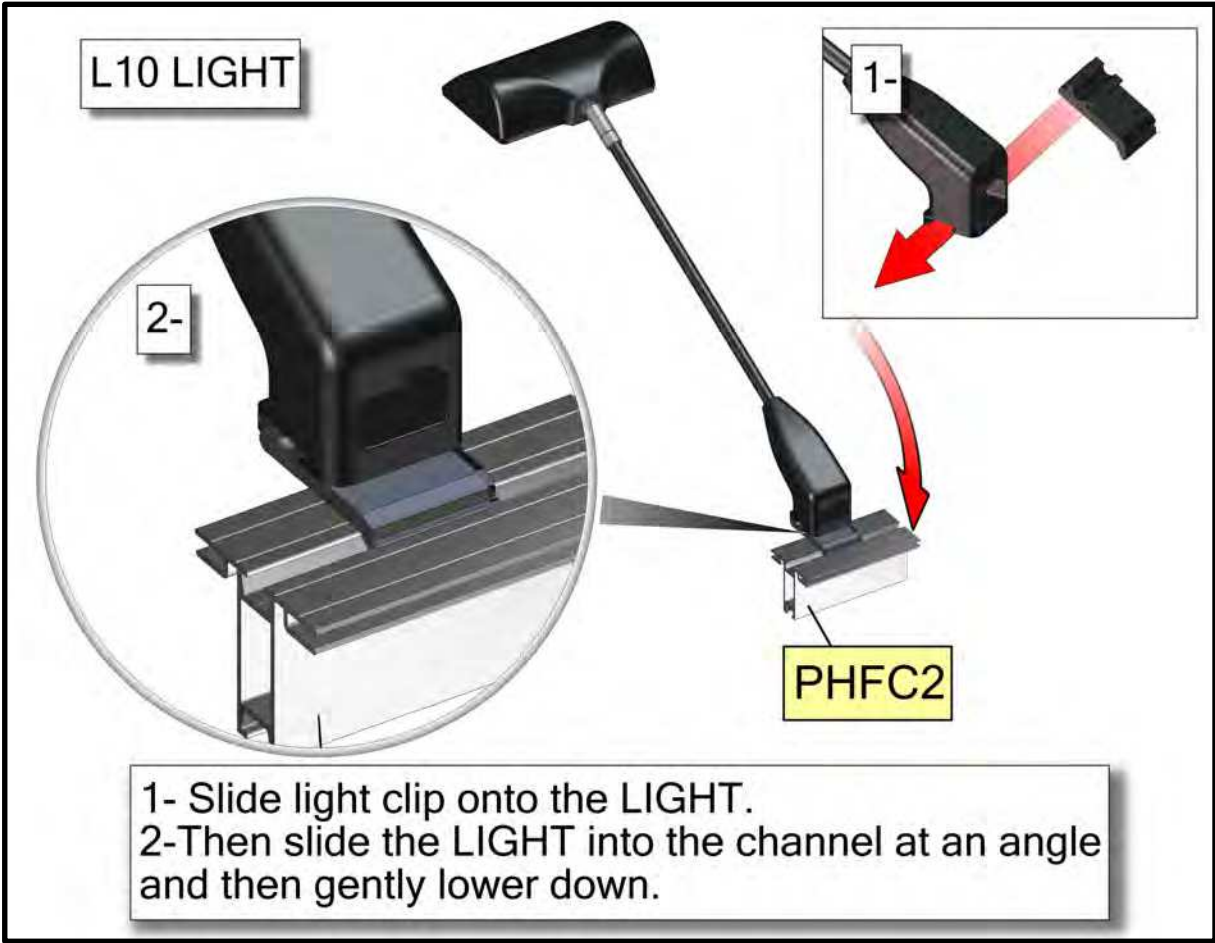
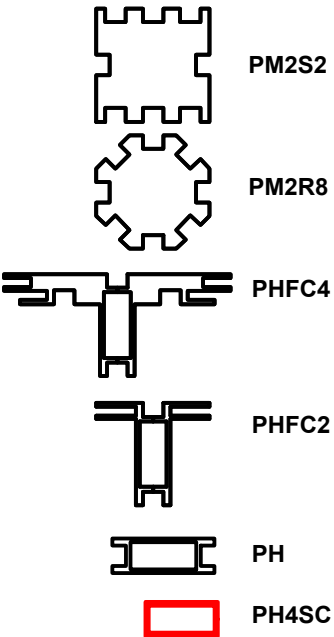


1. Redesign of this exhibit without approval by manufacturer may result in dangerous and unsafe structures. Manufacturer disclaims any responsibility for redesigned exhibits it does not approve in writing.

2. Parts and components such as panels and extrusions are manufactured to metric sizing. Where ever possible sizes have been noted in feet and inches as well as in metric. Below is the imperial to metric sizing table as reference. "Nominal" refers to approximate size.

2400mm = (94 1/2")	Phone Line / Fax
2100mm = (82 5/8")	Internet connection
1800mm = (70 7/8")	Outlet
1500mm = (59")	Main Drop (point of distrution)
1200mm = (47 1/4")	
900mm = (35 1/2")	
600mm = (23 5/8")	
300mm = (11 7/8")	

Wire running under carpet


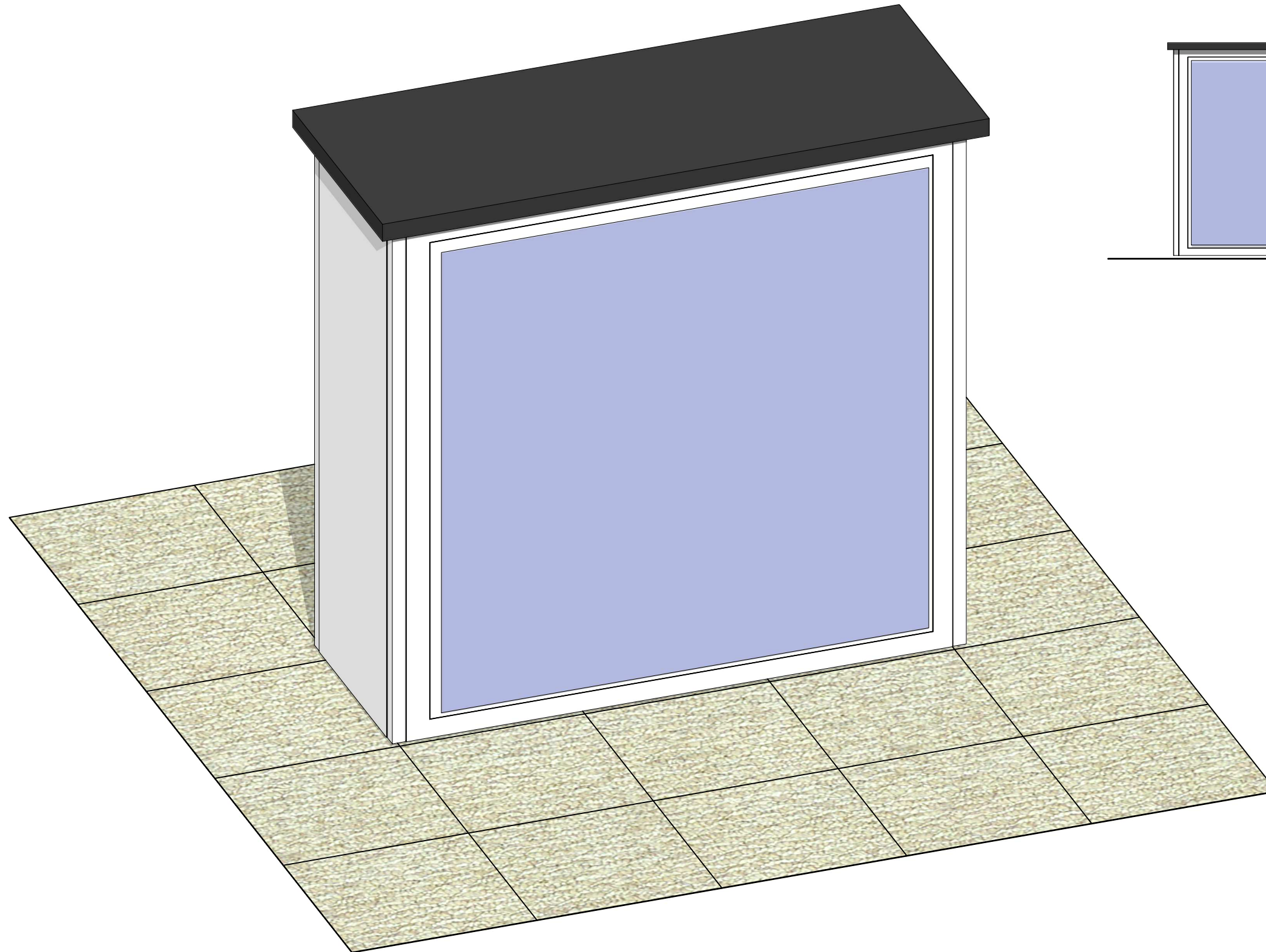


HYBRID PRO RENTAL KIT

Title: SET-UP INSTRUCTIONS

R-HPC-03

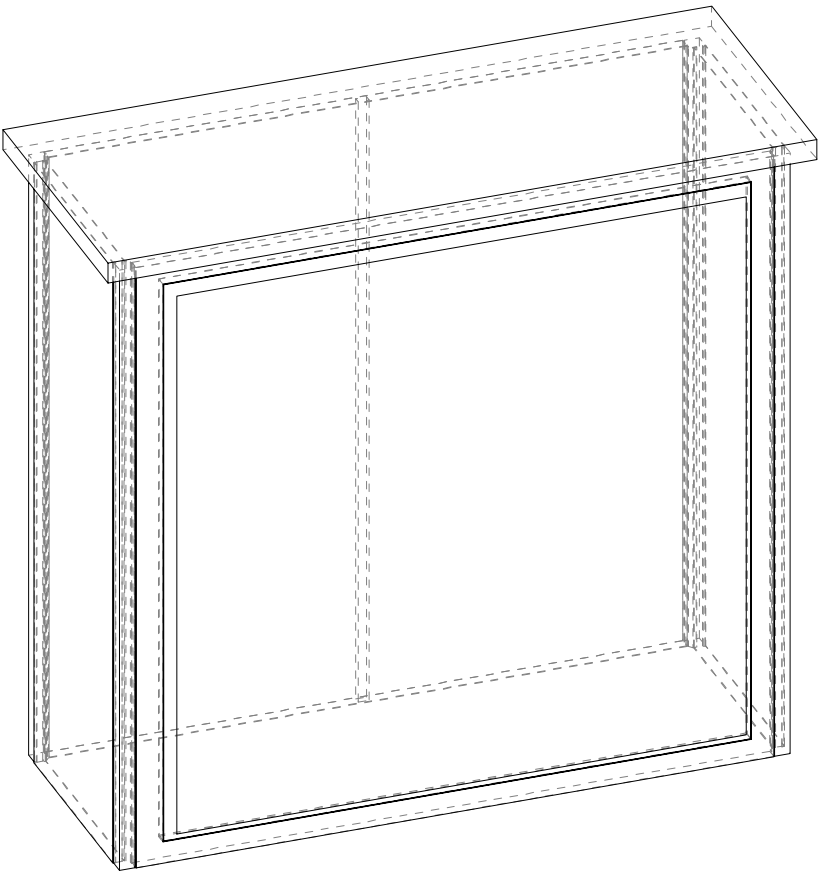

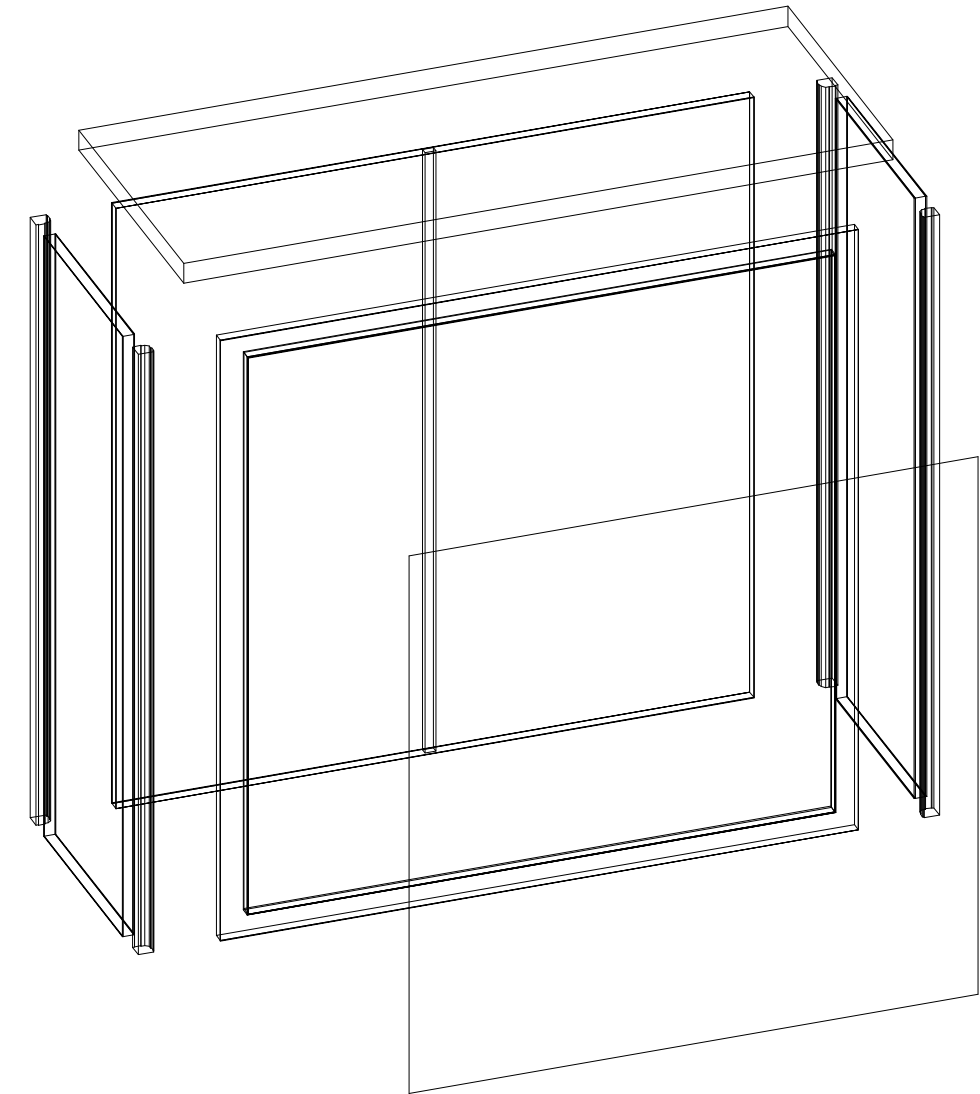
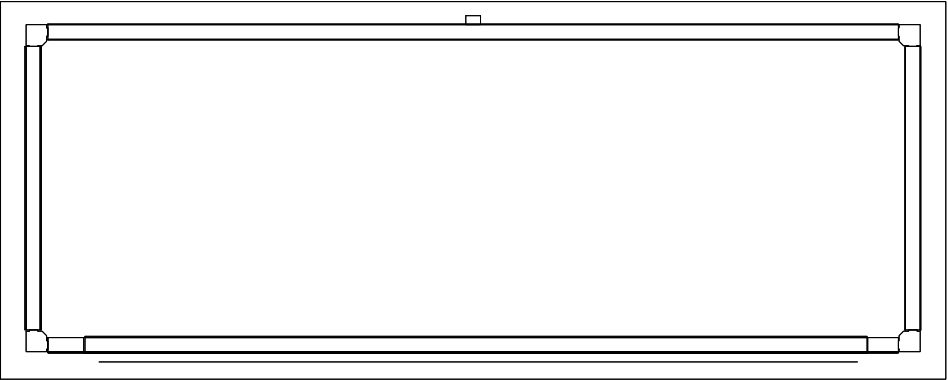
W/ GRAPHIC ON DOOR

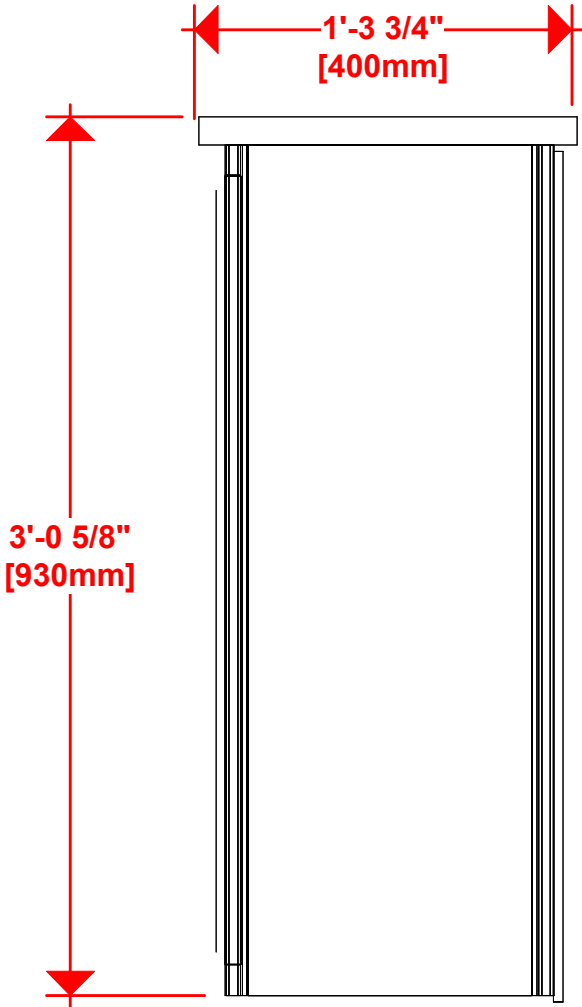
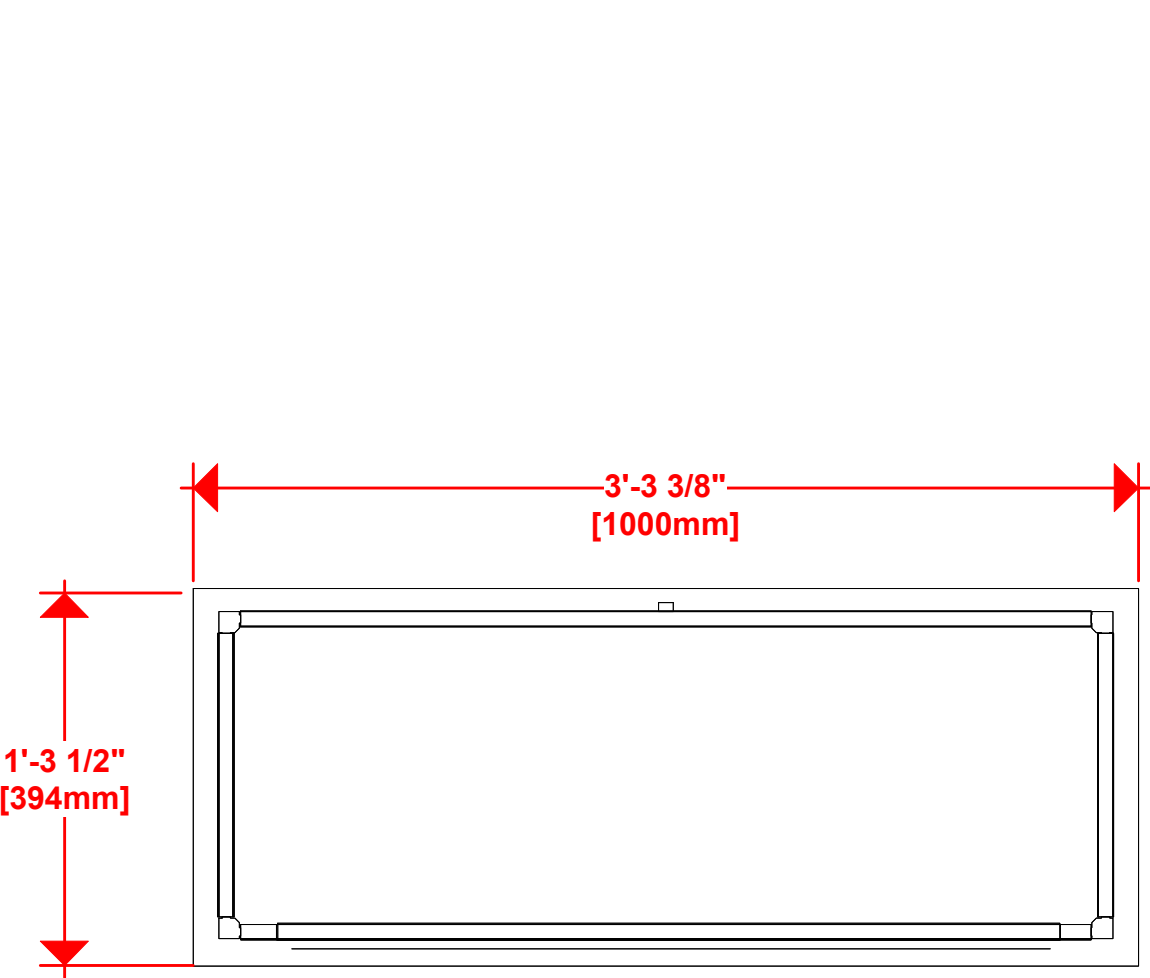


Code	#	Description
R58	2	3 X 1 (900MM X 300MM) LAMINATE PANEL
PE-900	1	900MM (35.43") PE EXTRUSION
R57-1	1	3 X 3 (900MM X 900MM) LAMINATE PANEL W/ PE ATTACHED
L90S-900	4	900MM (35.43") 90 DEGREE SILVER LINK EXTRUSION90 DEGREE
CT-42L	1	4' X 2' LAMINATE COUNTER TOP
R56	1	900MM V x 900MM W LAMINATE CABNET DOOR
GRAPHIC D3	1	DOOR: 31 3/4" (H) X 31 5/8" (W) ROLLABLE DETACHABLE DSG GRAPHIC WITH MAGNET ON BACK PERIMETER

BOM

R-HPC-03
W/ GRAPHIC ON DOOR

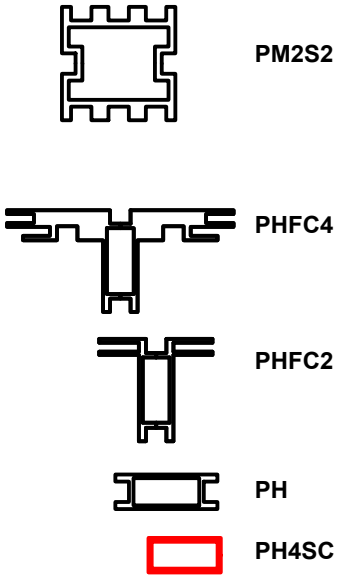




1. Redesign of this exhibit without approval by manufacturer may result in dangerous and unsafe structures. Manufacturer disclaims any responsibility for redesigned exhibits it does not approve in writing.

2. Parts and components such as panels and extrusions are manufactured to metric sizing. Where ever possible sizes have been noted in feet and inches as well as in metric. Below is the imperial to metric sizing table as reference. "Nominal" refers to approximate size.

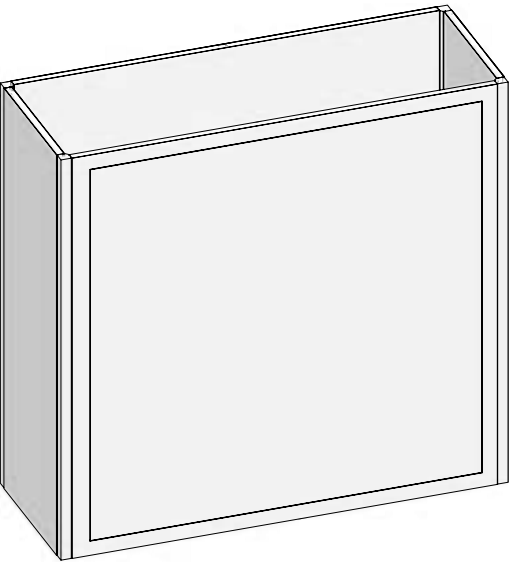

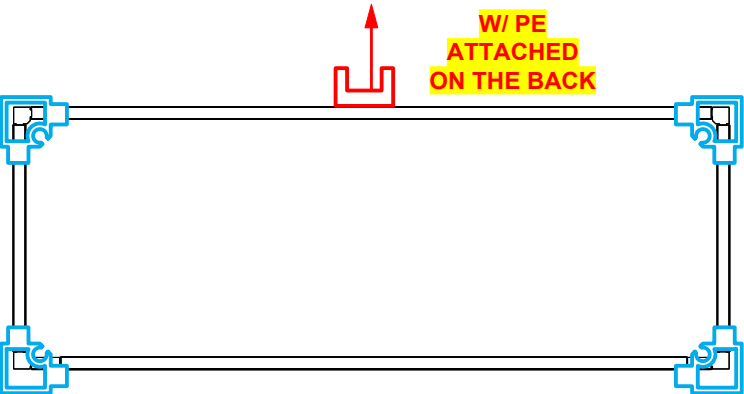
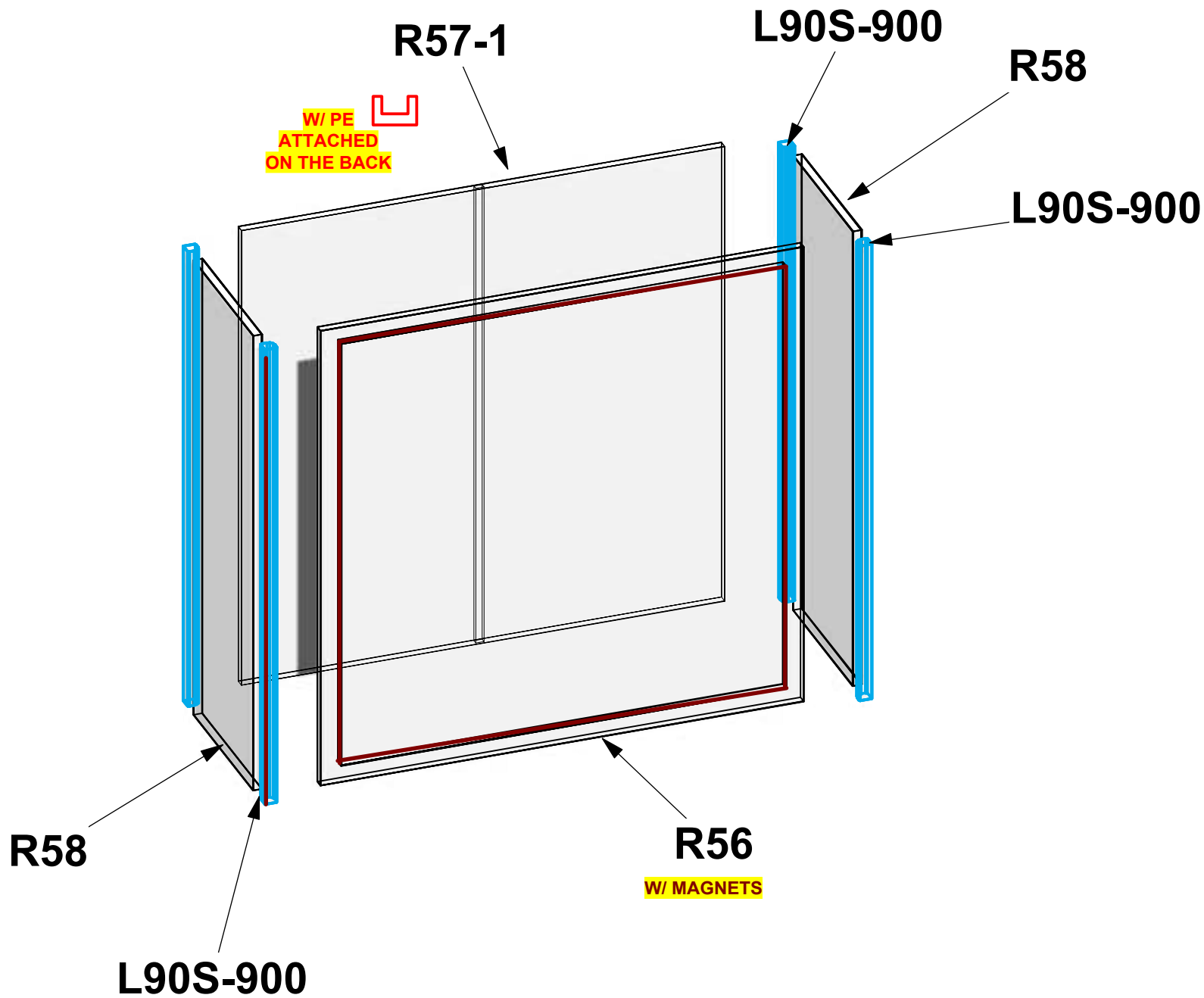
2400mm = (94 1/2")	Phone Line / Fax
2100mm = (82 5/8")	Internet connection
1800mm = (70 7/8")	Outlet
1500mm = (59")	Main Drop (point of distrution)
1200mm = (47 1/4")	
900mm = (35 1/2")	
600mm = (23 5/8")	
300mm = (11 7/8")	
Wire running under carpet	



HYBRID PRO RENTAL KIT

Title: SET-UP INSTRUCTIONS

Code	#	Description
R58	2	3 X 1 (900MM X 300MM) LAMINATE PANEL
PE-900	1	900MM (35.43") PE EXTRUSION
R57-1	1	3 X 3 (900MM X 900MM) LAMINATE PANEL W/ PE ATTACHED
L90S-900	4	900MM (35.43") 90 DEGREE SILVER LINK EXTRUSION90 DEGREE
R56	1	900MM V x 900MM W LAMINATE CABNET DOOR



1. Redesign of this exhibit without approval by manufacturer may result in dangerous and unsafe structures. Manufacturer disclaims any responsibility for redesigned exhibits it does not approve in writing.

2. Parts and components such as panels and extrusions are manufactured to metric sizing. Where ever possible sizes have been noted in feet and inches as well as in metric. Below is the imperial to metric sizing table as reference. "Nominal" refers to approximate size.

2400mm = (94 1/2")	Phone Line / Fax
2100mm = (82 5/8")	Internet connection
1800mm = (70 7/8")	Outlet
1500mm = (59")	Main Drop (point of distrution)
1200mm = (47 1/4")	
900mm = (35 1/2")	
600mm = (23 5/8")	
300mm = (11 7/8")	

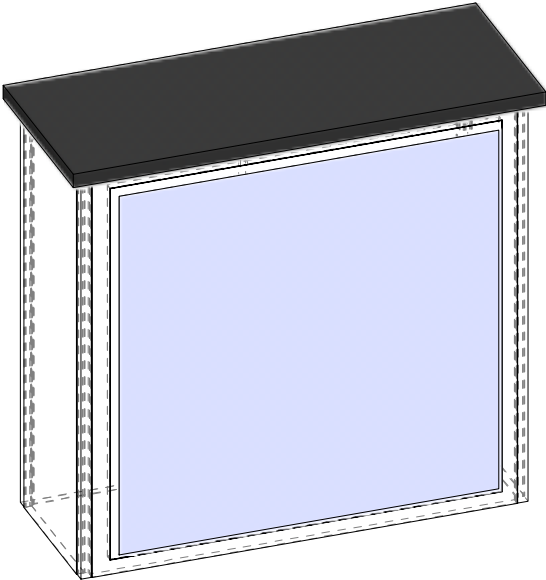


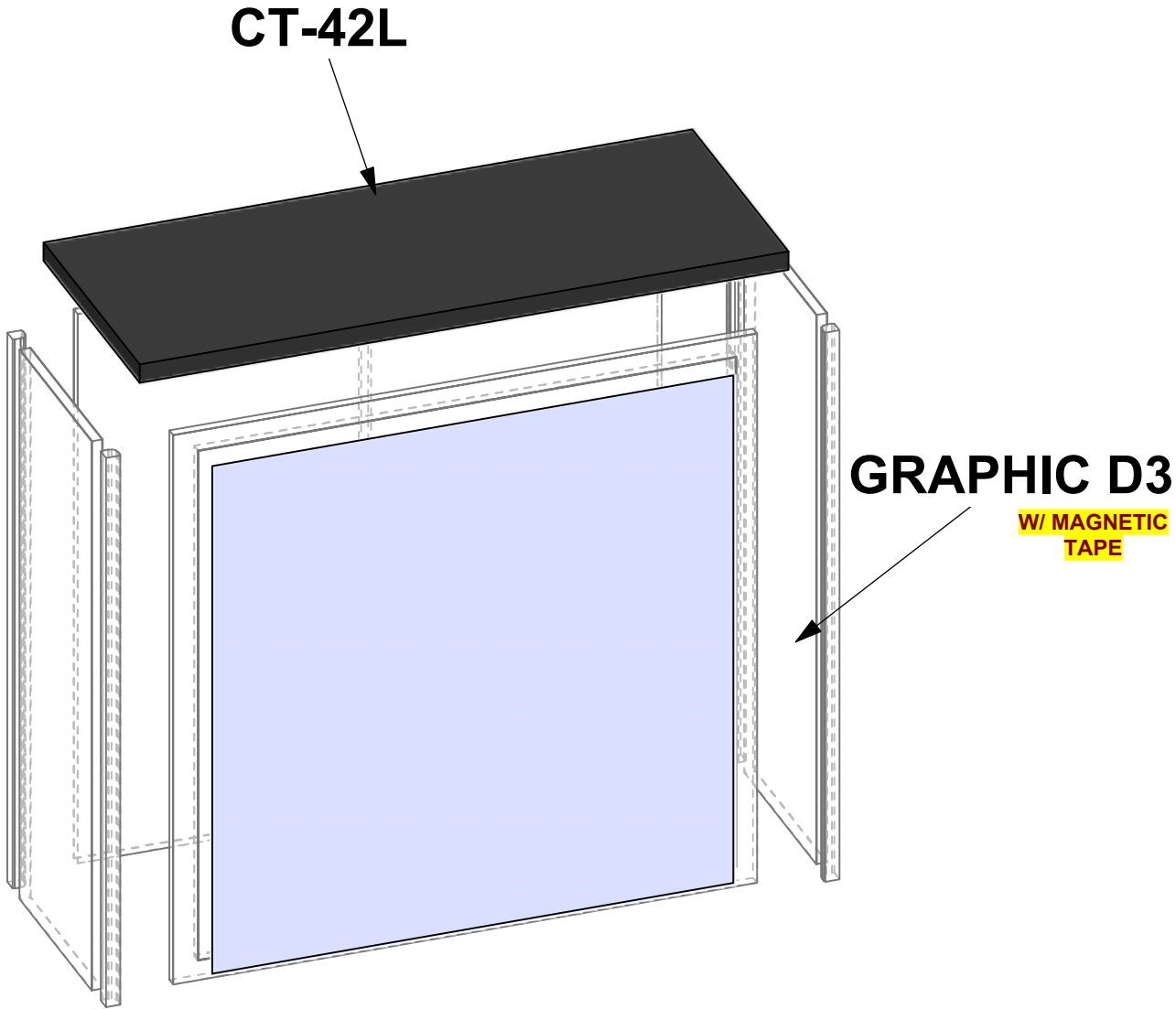
Wire running under carpet

	PM2S2
	PHFC4
	PHFC2
	PH
	PH4SC

HYBRID PRO RENTAL KIT

Title: SET-UP INSTRUCTIONS

	Code	#	Description
	CT-42L	1	4' X 2' LAMINATE COUNTER TOP
	GRAPHIC D3	1	DOOR: 31 3/4" (H) X 31 5/8" (W) ROLLABLE DETACHABLE DSG GRAPHIC WITH MAGNET ON BACK PE

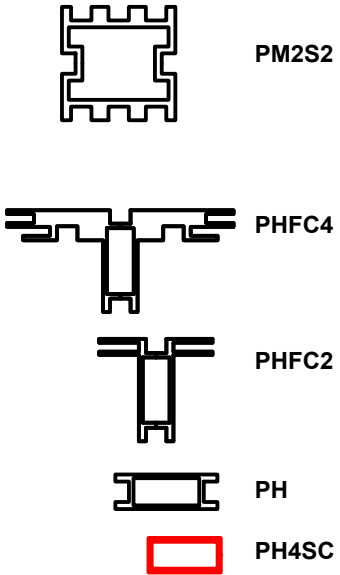


1. Redesign of this exhibit without approval by manufacturer may result in dangerous and unsafe structures. Manufacturer disclaims any responsibility for redesigned exhibits it does not approve in writing.

2. Parts and components such as panels and extrusions are manufactured to metric sizing. Where ever possible sizes have been noted in feet and inches as well as in metric. Below is the imperial to metric sizing table as reference. "Nominal" refers to approximate size.

2400mm = (94 1/2")	☎ Phone Line / Fax
2100mm = (82 5/8")	🌐 Internet connection
1800mm = (70 7/8")	🔌 Outlet
1500mm = (59")	⚡ Main Drop (point of distrution)
1200mm = (47 1/4")	
900mm = (35 1/2")	
600mm = (23 5/8")	
300mm = (11 7/8")	

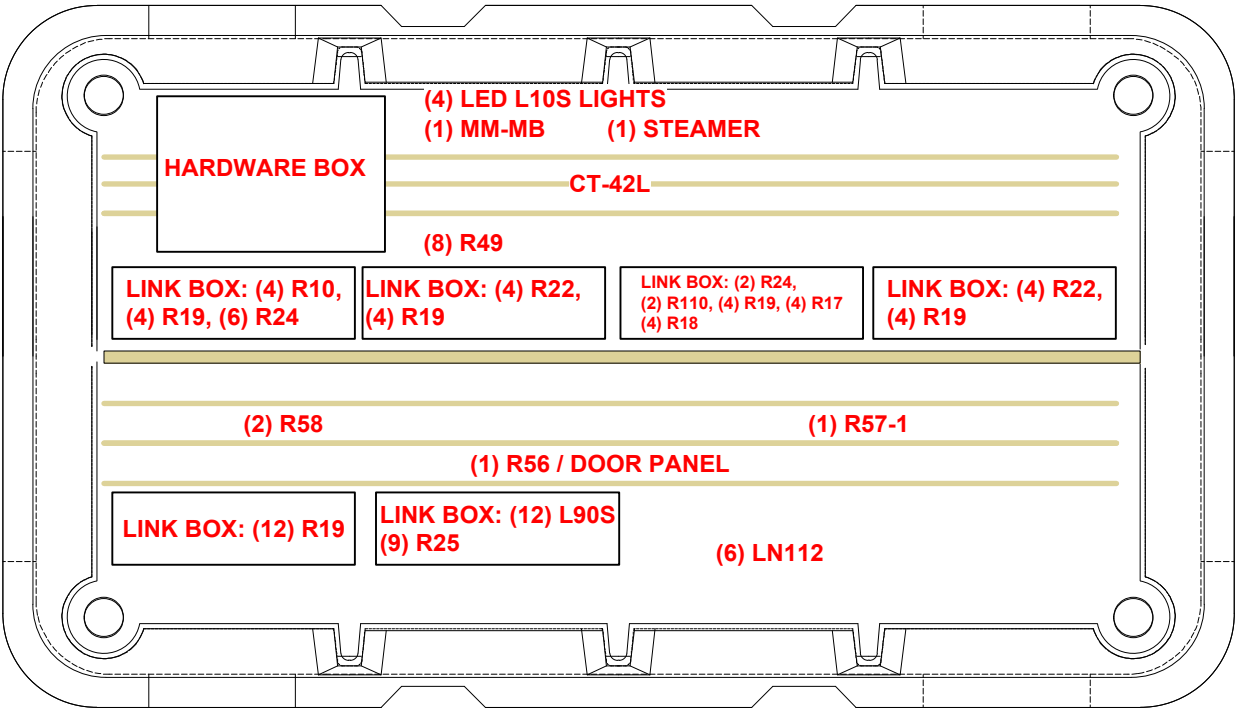

--- Wire running under carpet



HYBRID PRO RENTAL KIT

Title: SET-UP INSTRUCTIONS

PACKING INSTRUCTIONS



CASE # 1

LEGEND		GREY FOAM FOLDED TO FILL EMPTY SPACES OR USED AS PROTECTION
		1/8" CARDBOARD SPACER (PUT IN BETWEEN EVERY PANEL)
		DIVIDER
		1/4" WHITE FOAM (USED AS PROTECTION DOOR PANELS W/ LOCKS)

