
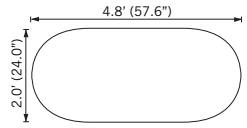
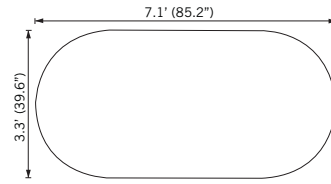
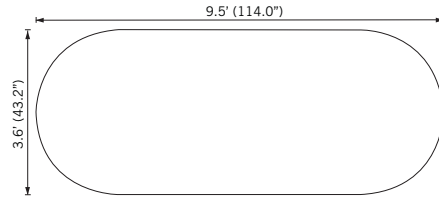


Pop Out

R3.102609



5'9"



- Remove all components from the Carry Case and examine to make sure all pieces are included and are not damaged.
- Place Carrying Case on floor with inside facing up.



- Take both graphics and line up all hook-and-loop adhesive strips. Be sure graphics are facing correctly before proceeding.
- Carefully adhere hook-and-loop adhesive strips until the graphic panels are connected together and also to the Carrying Case.
- Connect hook-and-loop adhesive strips on the end of graphics to complete the assembly process.

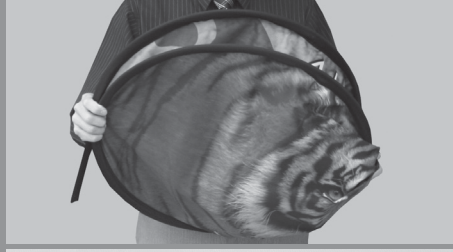


TO DISASSEMBLE (see steps below):


- Unlock all clips. Take each graphic and twist to start the folding process. (Grasping the center and twisting makes this process easy)



- Once twisted, slowly fold the graphic toward itself. Do not force the graphic or breakage may occur.




- Now that the graphic is folded in half, tuck in any part of the graphic that may stick out when placing into Carrying Case.
- Twist and fold the second graphic using the same steps.



- Carefully place both graphics in the Carrying Case. Use caution when doing this to prevent any sudden movements.
- Secure graphics inside Carrying Case and use zipper to close. If using ground hooks, place back in supplied bag. (See ground hooks to the right)

Ground Hooks - BF601



Each Pop Out set comes with 4 ground hooks that are stored in the Carrying Case.



To use the ground hooks, place hooks through grommets at the bottom of both graphics. Hammer into ground.

Optional Weight Bag



When using a Pop Out on a hard surface, you can use optional Weight Bags to provide stability. You can also use Weight Bags for indoors or outdoors when ground hooks cannot be used.



Do not display your Pop Out in extreme winds (24-31mph or 6bft and higher) and/or thunderstorms. User must read and observe construction sheet. If this is not done correctly it may result in damage to the unit, injury, or death, and all warranties will be void.

