


Formulate 8' Cylinder Tower

CYL-03

Mix and match the Formulate™ line of towers to add architecture and drama to any event or interior space. Cylinder-shaped towers come in 12ft, 10ft and 8ft heights and 3ft diameters at the top and bottom. They combine the latest developments in fabric printed technology with aluminum tube frames to add dimension, decor and sculpture to any event, stage set, tradeshow booth or interior space. Formulate towers accommodate internal LED lighting to create a glowing effect.



features and benefits:

- State-of-the-art 30mm aluminum tube frame with snap button assembly
- Easy to store and ship
- Quick to set up
- Kit includes: one frame, one dye-sublimated zipper pillowcase graphic, and one wheeled molded OCL storage case
- Lifetime hardware warranty against manufacturer defects

dimensions:

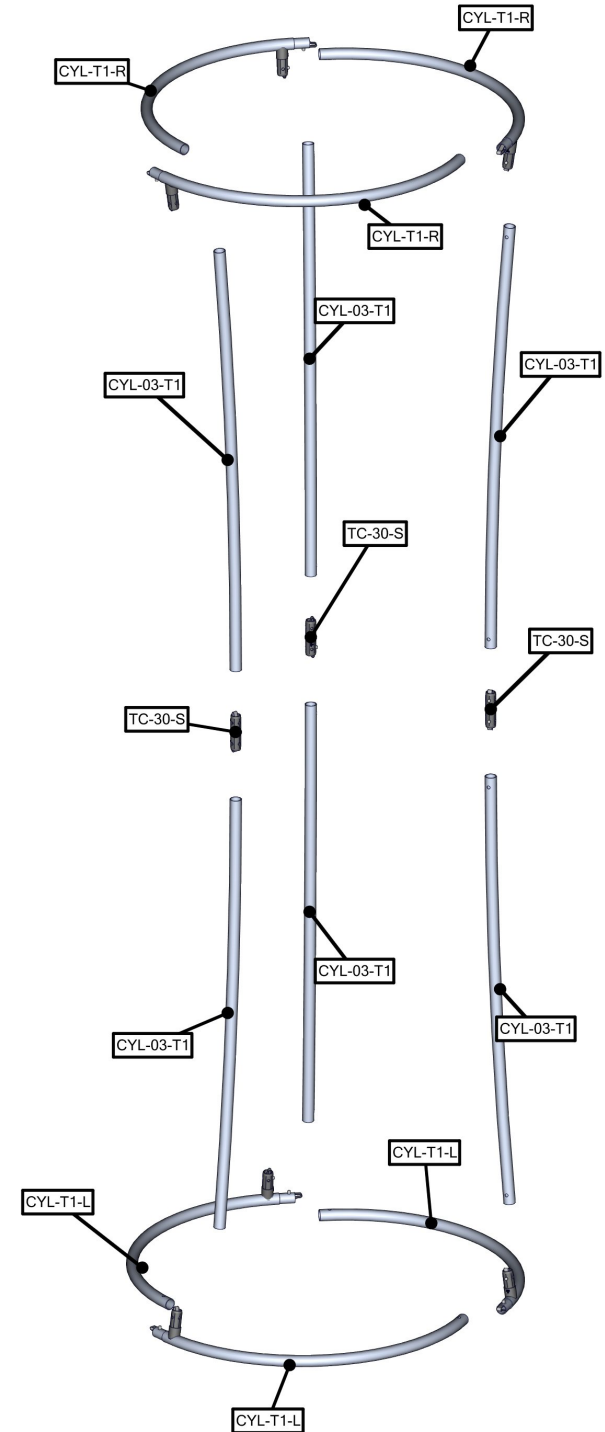

| Hardware | Graphic |
|--|---|
| Assembled unit: 36" dia x 96" h 914mm(dia) x 2438mm(h) | Total visual area: 56.52" w x 96" h, two prints 1436mm(w) x 3658mm(h) |
| Approximate weight (includes graphic): 29.4 lbs / 13.3 kg | Please be sure to include 5" bleed around the perimeter. |
| Shipping | Refer to related graphic template for more information. |
| Shipping dimensions: One OCL case: 19" l x 19" w x 56" h 483mm(l) x 483mm(w) x 1422mm(h) | |
| Approximate shipping weight (with case): 49.4 lbs / 22.4 kg | |

additional information:

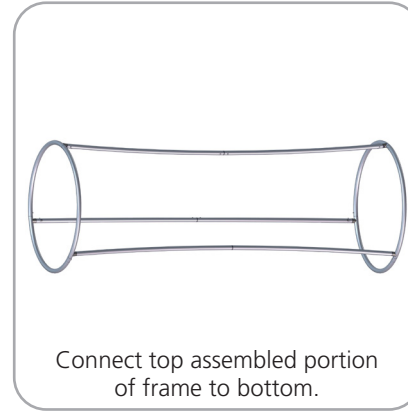
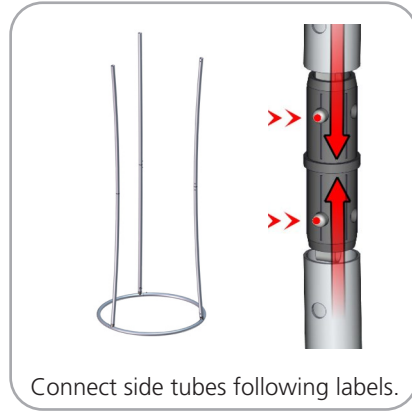
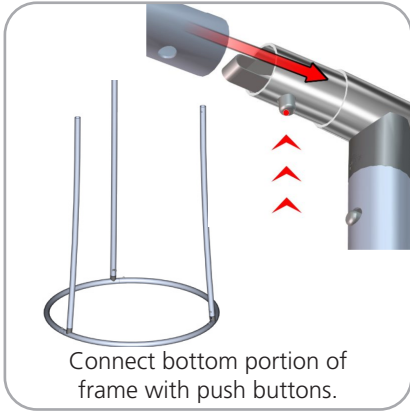
Graphic material:
dye-sublimated zipper pillowcase graphic with opaque liner

Parts Included

| Part Label | Qty | Part Code |
|---|-----|-----------|
| R13015MM X 30MM CURVED TUBE | x6 | CYL-03-T2 |
| 8' GRAPHIC PILLOWCASE | x1 | CYL-03-G |
| R442MM X 30MM CURVED TUBE WITH SWAGED END AND PART C LEFT SIDE | x3 | CYL-T1-R |
| R442MM X 30MM CURVED TUBE WITH SWAGED END AND PART C RIGHT SIDE | x3 | CYL-T1-L |
| INLINE CONNECTOR FOR 30MM TUBING | x3 | TC-30-S |



STEP 1: ASSEMBLE FRAME



STEP 2: ATTACH GRAPHIC

