

# Formulate 10' Vertical Curve - Kit 7

## FMLT-WV10-07

Formulate™ is a collection of sophisticated, ergonomically designed exhibit booths. Formulate combines state-of-the-art zipper pillowcase dye-sublimated fabric coverings with advanced lightweight aluminum structures to provide unique design, functionality, and style. The excellence of the Formulate line of displays, hanging structures and products is simply unmatched. Stretch fabric graphics are hand-sewn, durable and dry-cleanable.



We are continually improving and modifying our product range and reserve the right to vary the specifications without prior notice. All dimensions and weights quoted are approximate and we accept no responsibility for variance. E&OE. See Graphic Templates for graphic bleed specifications.

## features and benefits:

- State-of-the-art 30mm aluminum tube frame with snap button backwall assembly and expanding spigot ladder connection
- Features a 34" wide counter available in four laminate color options
- Hardware mounts for a medium sized monitor, max 36" / 40 lbs
- Kit includes: one frame, one dye-sublimated pillowcase zipper graphic, stand-off monitor mount, counter and one wheeled OCL and OCH2 shipping case
- Lifetime hardware warranty against manufacturer defects

## dimensions:

Hardware	Graphic
<p>Assembled unit: 114"w x 92"h x 33.5"d</p> <p>Monitor Mount: Max T.V. size is 36" / 40 lbs. Stand-off monitor mount with shelf: 37.4"w x 92.4"h x 29.4"d</p> <p>Approximate weight (includes graphics): 56.63 lbs / 25.7 kg</p>	<p>Total visual area: 114"w x 97.25"h</p> <p>Stand-off graphic total visual area: Top: 37.4"w x 24.5"h Bottom: 37.4"w x 38.2"h</p> <p>Please be sure to include a 2" bleed around the perimeter.</p> <p>Refer to related graphic template for more information.</p>
Shipping	
<p>Shipping dimensions - ships in two cases: One OCL case: 19"l x 19"w x 56"h One OCH2 case: 52"l x 30"w x 15"h</p> <p>Approximate shipping weight (with cases): 106.63 lbs / 48.4 kg</p>	

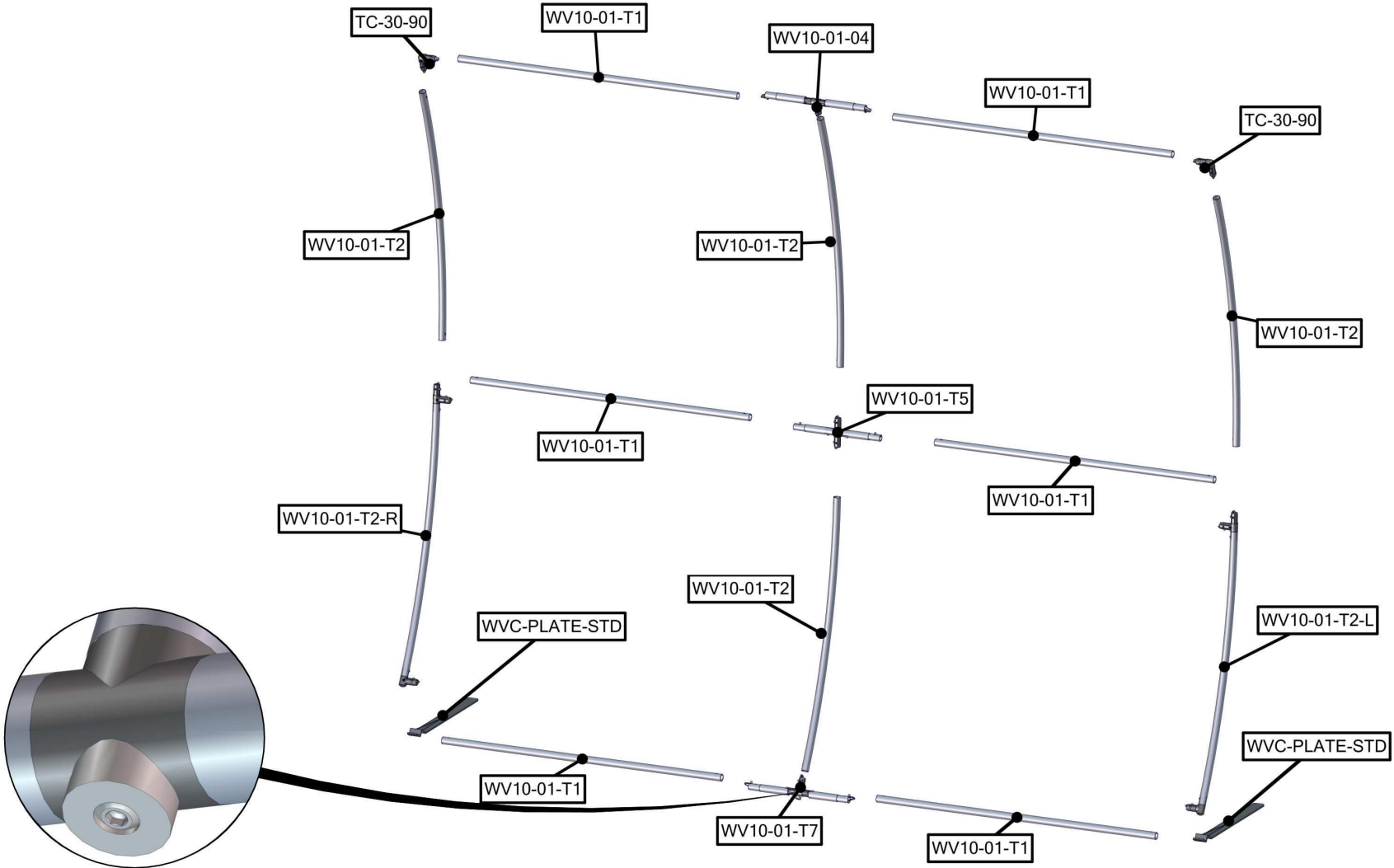
## additional information:

Graphic material: dye-sublimated fabric  
Countertop holds max 25 lbs / 11.3 kg  
Monitor mount: max T.V. size is 36" / 40 lbs  
\*Kit does not include monitor

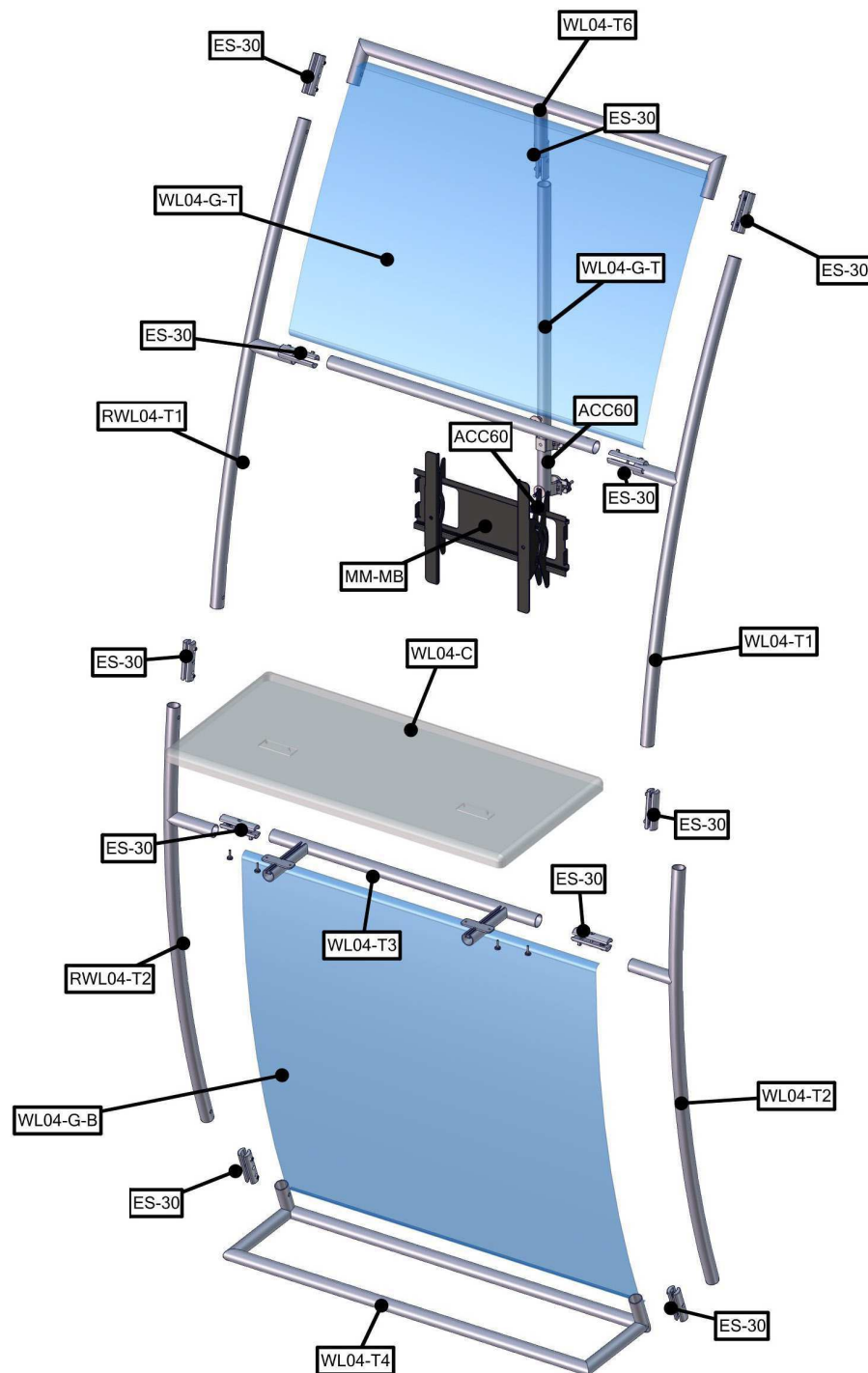
Table colors:



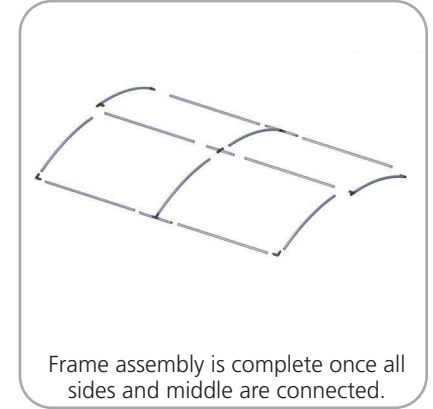
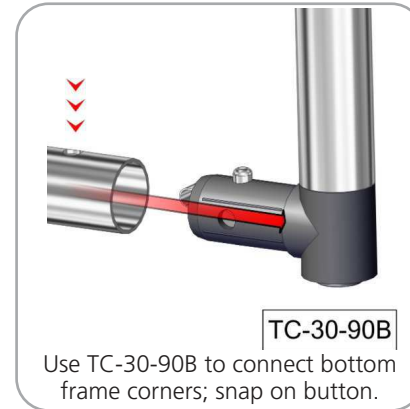
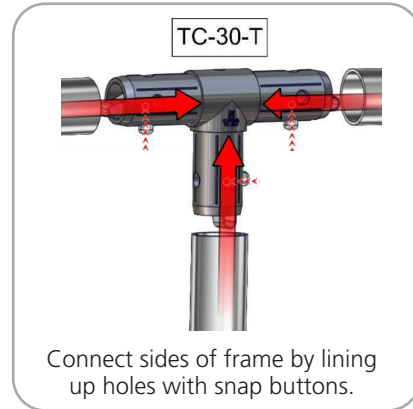
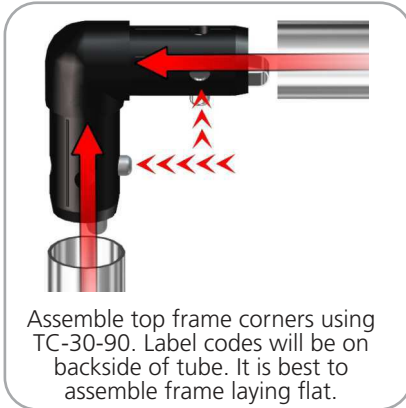
Parts Included		
Part Label	Qty	Part Code
FABRIC GRAPHIC	x1	WV10-01-G
LN114 BOLT	x2	LN114 BOLT
90 DEGREE ELBOW JOINT FOR 30MM TUBING	x2	TC-30-90
1270MM X 30MM TUBE	x6	WV10-01-T1
30MM CURVED TUBE WITH PART T AND 90B LEFT SIDE	x1	WV10-01-T2-L
30MM CURVED TUBE WITH PART T AND 90B RIGHT SIDE	x1	WV10-01-T2-R
R2250 (1163MM ARC) CURVED TUBE	x4	WV10-01-T2
(2) 128MM TUBES SWAGED WITH PART TC-30-T	x2	WV10-01-T7
(2) 128MM TUBES SWAGED WITH PART TC-30-X	x1	WV10-01-T5
STEEL PLATE FOR WVC	x2	WVC-PLATE-STD



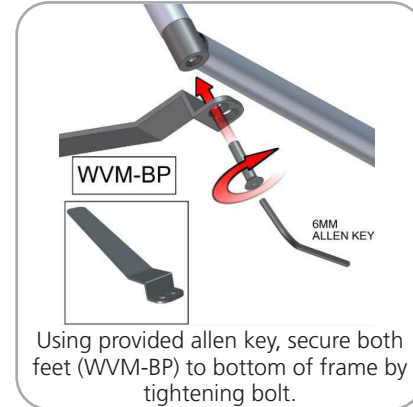
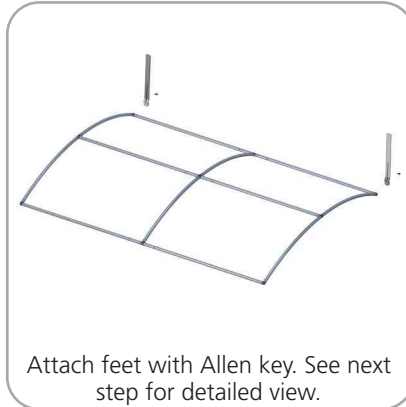
Parts Included		
Part Label	Qty	Part Code
30MM TUBE CLAMP	x2	ACC60
EXPANDING SPIGOT FOR 30MM TUBE	x11	ES-30
FABRIC GRAPHIC BOTTOM	x1	WL04-G-B
FABRIC GRAPHIC TOP	x1	WL04-G-T
MEDIUM MONITOR BRACKET	x1	MM-MB
881MM X 422MM X 30MM COUNTER	x1	WL04-C
30MM CURVED TUBE TOP RIGHT SIDE	x1	RWL04-T1
30MM CURVED TUBE RIGHT SIDE	x1	WRL04-T2
30MM CURVED TUBE LEFT SIDE	x1	WL04-T1
30MM CURVED TUBE LEFT SIDE	x1	WL04-T2
30MM SPREADER TUBE WITH COUNTER SUPPORTS	x1	WL04-T3
30MM BASE TUBE SECTION	x1	WL04-T4
30MM TOP END SECTION	x1	WL04-T6



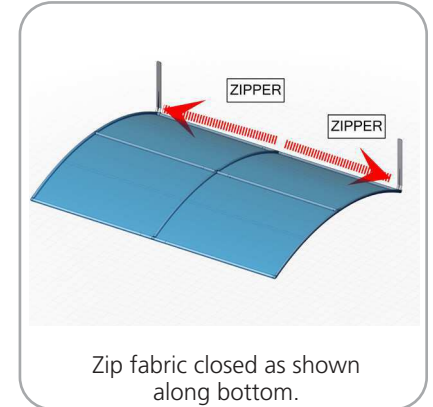
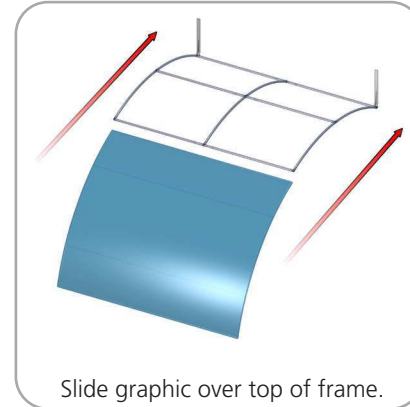
## STEP 1: ASSEMBLE FRAME



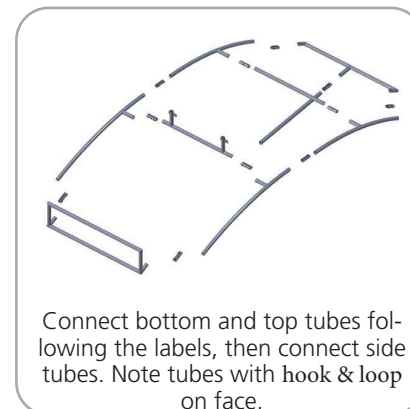
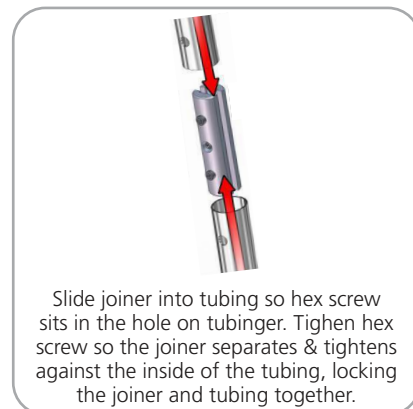
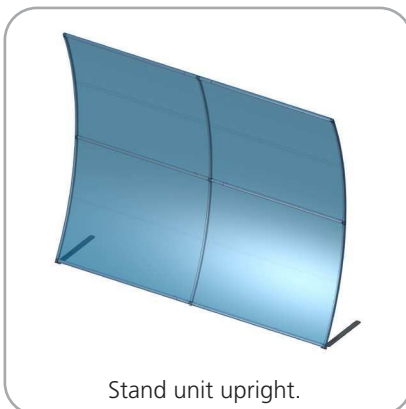
## STEP 2: ATTACH FEET



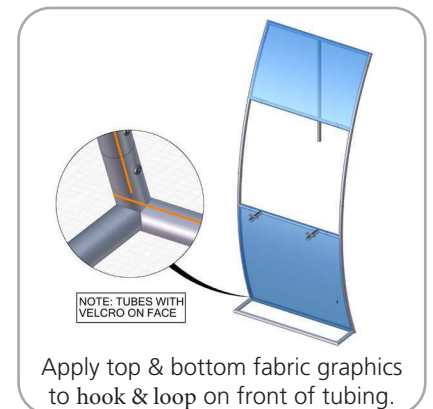
## STEP 3: ATTACH GRAPHIC



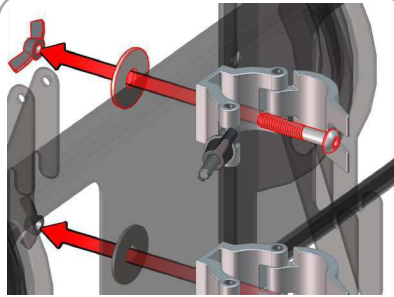
## STEP 4: ASSEMBLE LADDER FRAME




## STEP 5: ATTACH GRAPHICS TO LADDER



## STEP 6: INSTALL MONITOR MOUNT

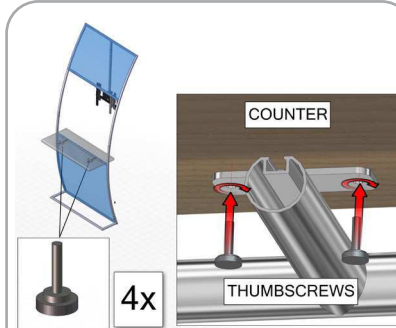


Attach ACC60 clamps to monitor mount with a bolt and washer, tighten with wingnut.



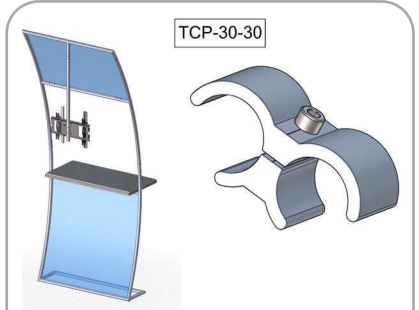
Secure ACC60 clamps around accent tube hardware.

## STEP 7: ATTACH COUNTER TO ACCENT FRAME

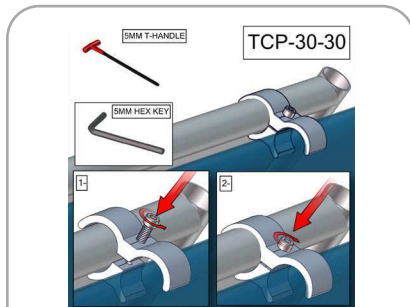


Use thumbscrews to attach counter to hardware.

## STEP 8: ATTACH TO BACKWALL WITH CLAMPS



Position accent in front of backwall in desired location. Secure tube clamp at top of frame.




Using provided 5mm hex key, rotate bolt clockwise to secure accent to top of fabric backwall.



# Check out these related products:

The Formulate line is a collection of stylish, ergonomically designed tabletop, 8ft, 10ft, 20ft exhibits, hanging structures, and display accessories. Formulate combines state-of-the-art zipper pillowcase dye-sublimated fabric coverings with a premium lightweight aluminum structure. Formulate is efficient, easy to assemble and disassemble, and offers remarkable style options and choices.



Formulate Tabletops



Formulate 8ft Kits



Formulate 10ft Kits  
(Horizontal Curve)



Formulate 10ft Kits  
(Vertical Curve)



Formulate 10ft Kits  
(Straight)



Formulate 20ft Kits



Formulate Hanging Structures