

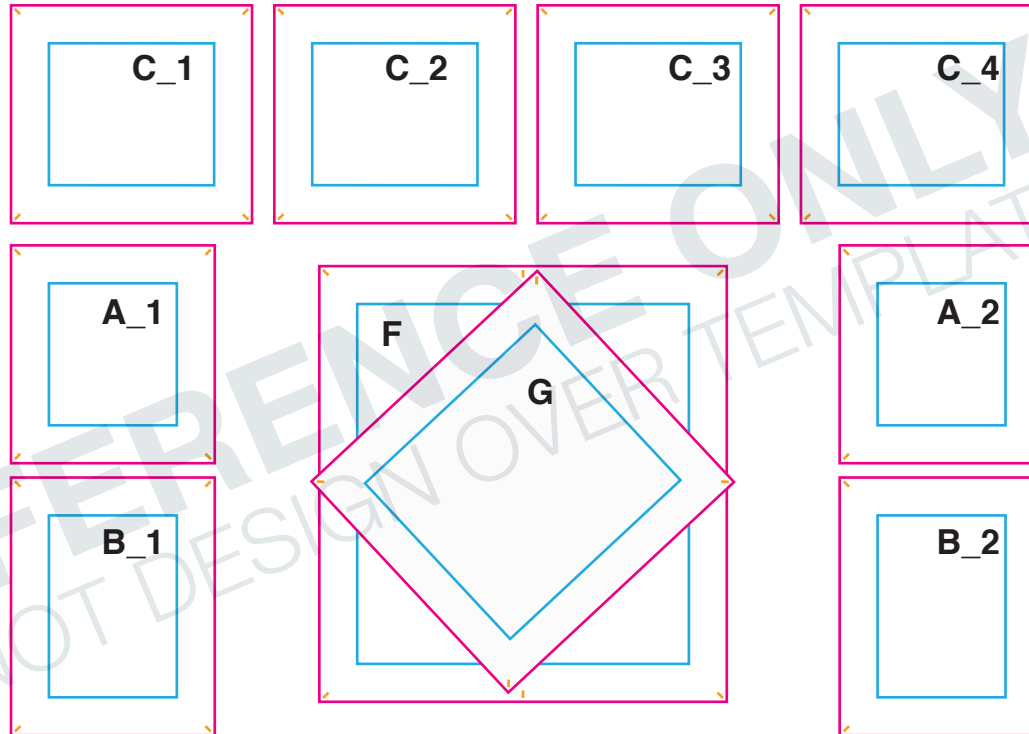
IMPORTANT NOTE:

THIS TEMPLATE SHOWS PRINT LAYOUT ONLY.

EACH BANNER HAS ITS OWN UNIQUE ANGLE AND STRETCH WHEN ATTACHED TO THE FRAME.

IT IS HIGHLY RECOMMENDED TO KEEP TEXT AND LOGOS WITHIN THE SAFE AREA TO AVOID DISTORTION.

SEE PAGE 2 FOR REPRESENTATION OF POSITION ON FRAME



BANNER A: 13.44"W x 14.37"H

QTY: 2

BANNER B: 13.44"W x 17"H

QTY: 2

BANNER C: 15.9"W x 14.37"H

QTY: 4




BANNER F 26.88"W x 28.74"H

QTY: 1

BANNER G 19.04"W x 20.36"H

QTY: 1

TEMPLATE KEY

-  = FINISHED SIZE
-  = SAFE AREA
-  = PIN SLOT

FINISHED SIZE

See Following Pages

Area of art that is visible after finishing product. Background color/image should extend into the bleed area.

SAFE AREA

2.5" from finished edge

Recommended area to place artwork. Artwork within this area will be safe from variance in cut of finished edge /stitch line.

Using PMS colors in your art is recommended but an exact match cannot be guaranteed.

Dye-Sub products are printed CMYK (4 color) process from your art file.

FOR REFERENCE ONLY

PLEASE USE THE FULL SIZE TEMPLATES ON FOLLOWING PAGES TO SET UP ARTWORK

- All images must be embedded
- All fonts must be outlined.
- Shapes and fonts no smaller than .5" / 60pt.

ACCEPTABLE FILE FORMATS:



- Adobe Illustrator (.ai, .pdf, .eps)
- All Fonts Outlined
- Images Embedded

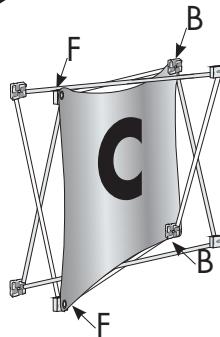


- Adobe Photoshop (.psd, .tif, .jpg)
- 200 DPI at 100% Scale

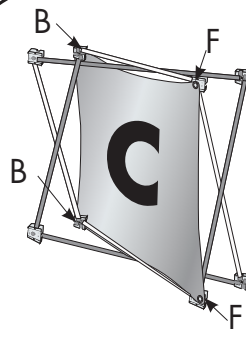
**EACH BANNER IS FABRICATED
TO FIT A SPECIFIC
ANGLE/POSITION ON THE
FRAME.**

**B=BACK
F=FRONT**

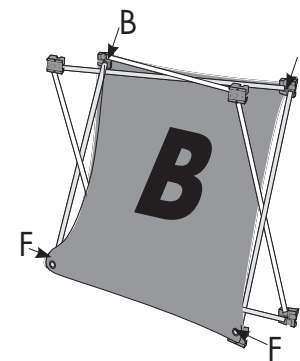
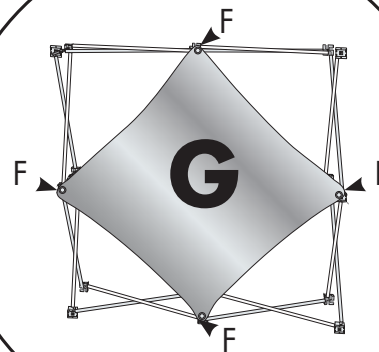
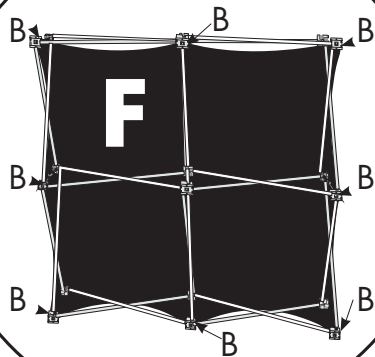
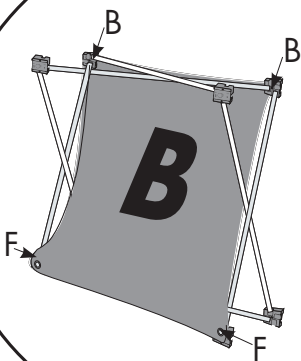
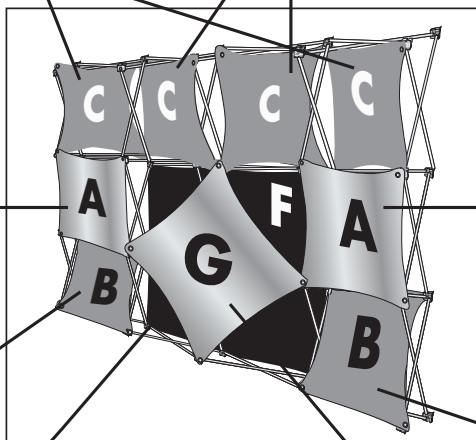
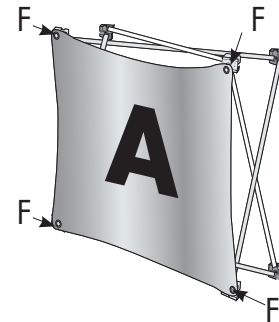
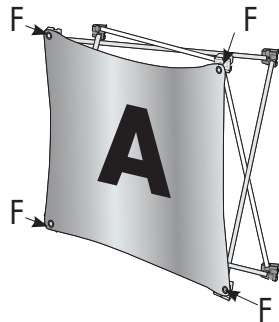
Item# 337212, 337225




**THE 2 C PANELS
ON EACH END**






**THE 2 C PANELS
IN CENTER**





BANNER A

-  = FINISHED SIZE
-  = SAFE AREA
-  = PIN SLOT

FINISHED SIZE

13.44"W x 14.37"H

Area of art that is visible after finishing product. Background color/image should extend into the bleed area.

STITCH LINE

serged edges/pin slots

SAFE AREA


8.44"W x 9.37"H

Recommended area to place artwork. Artwork within this area will be safe from variance in cut of finished edge /stitch line.




Using PMS colors in your art is recommended but an exact match cannot be guaranteed.

Dye-Sub products are printed CMYK (4 color) process from your art file.

- All images must be embedded
- All fonts must be outlined.
- Shapes and fonts no smaller than .5" / 60pt.



BANNER B

-  = FINISHED SIZE
-  = SAFE AREA
-  = PIN SLOT

FINISHED SIZE

13.44"W x 17"H

Area of art that is visible after finishing product. Background color/image should extend into the bleed area.

STITCH LINE

serged edges/pin slots

SAFE AREA


8.44"W x 12"H

Recommended area to place artwork. Artwork within this area will be safe from variance in cut of finished edge /stitch line.




Using PMS colors in your art is recommended but an exact match cannot be guaranteed.

Dye-Sub products are printed CMYK (4 color) process from your art file.

- **All images must be embedded**
- **All fonts must be outlined.**
- **Shapes and fonts no smaller than .5" / 60pt.**



BANNER C

-  = FINISHED SIZE
-  = SAFE AREA
-  = PIN SLOT

FINISHED SIZE

15.9"W x 14.37"H

Area of art that is visible after finishing product. Background color/image should extend into the bleed area.

STITCH LINE

serged edges/pin slots

SAFE AREA


10.9"W x 9.37"H

Recommended area to place artwork. Artwork within this area will be safe from variance in cut of finished edge /stitch line.




Using PMS colors in your art is recommended but an exact match cannot be guaranteed.

Dye-Sub products are printed CMYK (4 color) process from your art file.

- All images must be embedded
- All fonts must be outlined.
- Shapes and fonts no smaller than .5" / 60pt.



BANNER F

-  = FINISHED SIZE
-  = SAFE AREA
-  = PIN SLOT

FINISHED SIZE
26.88"W x 28.75"H

Area of art that is visible after finishing product. Background color/image should extend into the bleed area.

STITCH LINE
serged edges/pin slots

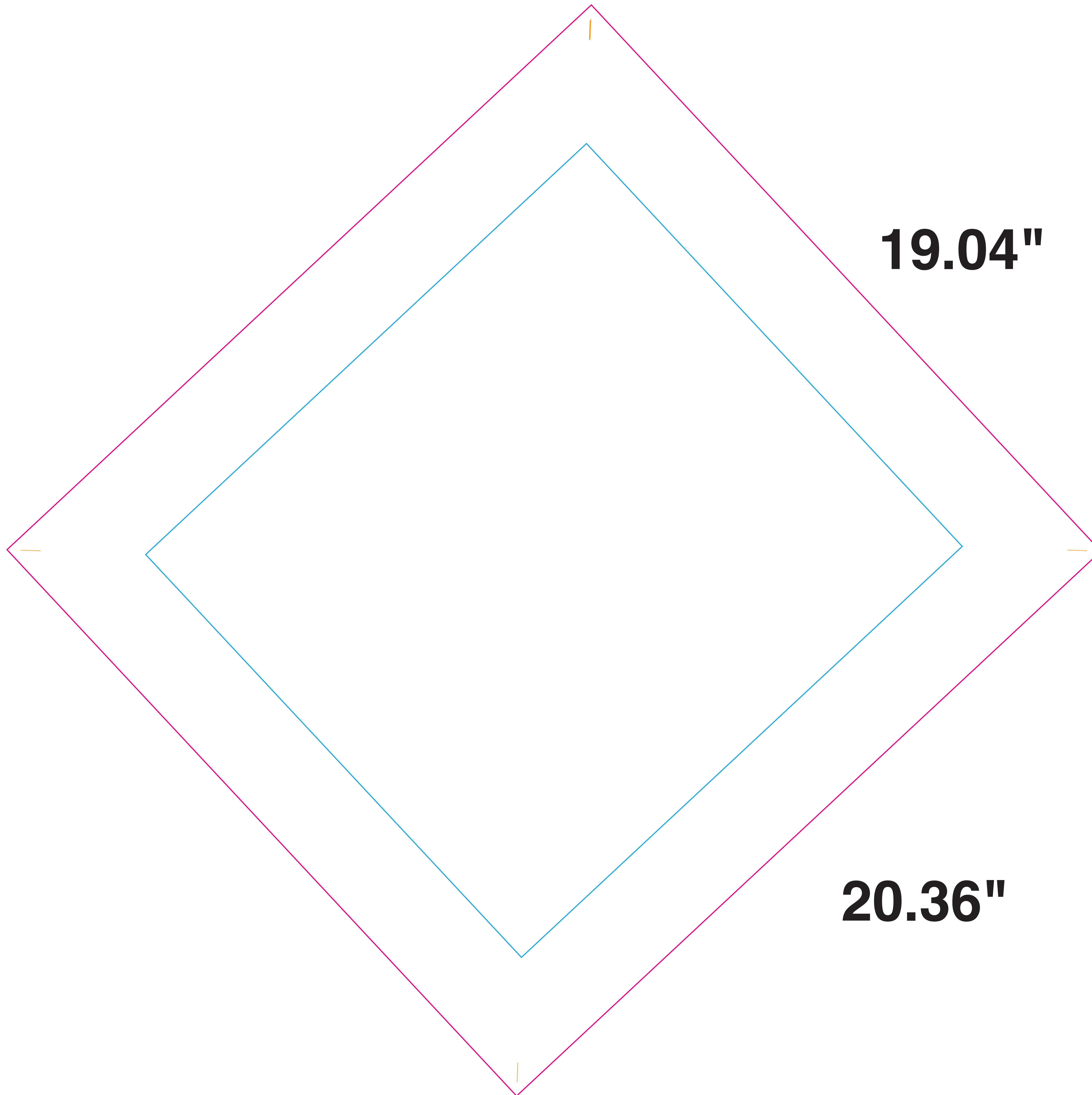
SAFE AREA
21.88"W x 23.75"H




Recommended area to place artwork. Artwork within this area will be safe from variance in cut of finished edge /stitch line.

Using PMS colors in your art is recommended but an exact match cannot be guaranteed.

Dye-Sub products are printed CMYK (4 color) process from your art file.

- All images must be embedded
- All fonts must be outlined.
- Shapes and fonts no smaller than .5" / 60pt.



BANNER G	
 =	FINISHED SIZE
 =	SAFE AREA
 =	PIN SLOT
FINISHED SIZE 19.04"W x 20.36"H <small>Area of art that is visible after finishing product. Background color/image should extend into the bleed area.</small>	
STITCH LINE serged edges/pin slots	
SAFE AREA 14.04"W x 15.36"H <small>Recommended area to place artwork. Artwork within this area will be safe from variance in cut of finished edge /stitch line.</small>	
Using PMS colors in your art is recommended but an exact match cannot be guaranteed.	
Dye-Sub products are printed CMYK (4 color) process from your art file.	
<ul style="list-style-type: none">▪ All images must be embedded▪ All fonts must be outlined.▪ Shapes and fonts no smaller than .5" / 60pt.	

-47° angle