

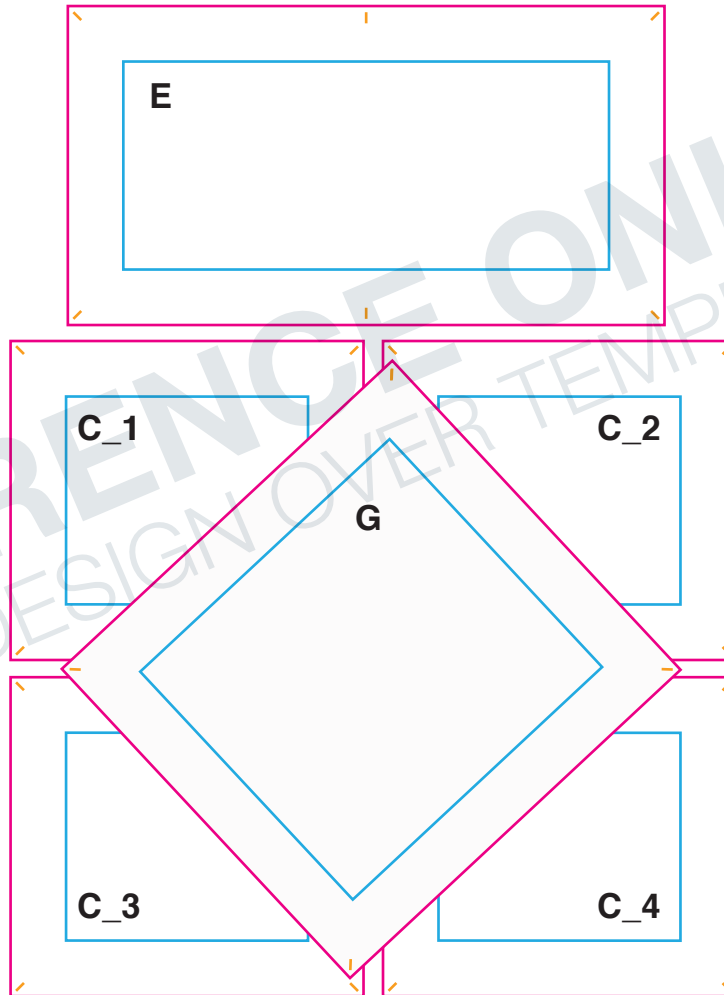
**IMPORTANT NOTE:**

**THIS TEMPLATE SHOWS PRINT LAYOUT ONLY.**

**EACH BANNER HAS ITS OWN UNIQUE ANGLE AND STRETCH WHEN ATTACHED TO THE FRAME.**

**IT IS HIGHLY RECOMMENDED TO KEEP TEXT AND LOGOS WITHIN THE SAFE AREA TO AVOID DISTORTION.**

**SEE PAGE 2 FOR REPRESENTATION OF POSITION ON FRAME**



**BANNER C: 15.9" x 14.37"**

**QTY: 4**




**BANNER E: 26.88" x 14.37"**

**QTY: 1**

**BANNER G: 19.04" x 20.36"**

**QTY: 1**

**TEMPLATE KEY**

-  = FINISHED SIZE
-  = SAFE AREA
-  = PIN SLOT

**FINISHED SIZE**  
See Following Pages

Area of art that is visible after finishing product. Background color/image should extend into the bleed area.

**SAFE AREA**  
2.5" from finished edge

Recommended area to place artwork. Artwork within this area will be safe from variance in cut of finished edge /stitch line.

**Using PMS colors in your art is recommended but an exact match cannot be guaranteed.**

**Dye-Sub products are printed CMYK (4 color) process from your art file.**

**FOR REFERENCE ONLY**  
**PLEASE USE THE FULL SIZE TEMPLATES ON FOLLOWING PAGES TO SET UP ARTWORK**

- All images must be embedded
- All fonts must be outlined.
- Shapes and fonts no smaller than .5" / 60pt.

**ACCEPTABLE FILE FORMATS:**



- Adobe Illustrator (.ai, .pdf, .eps)
- All Fonts Outlined
- Images Embedded

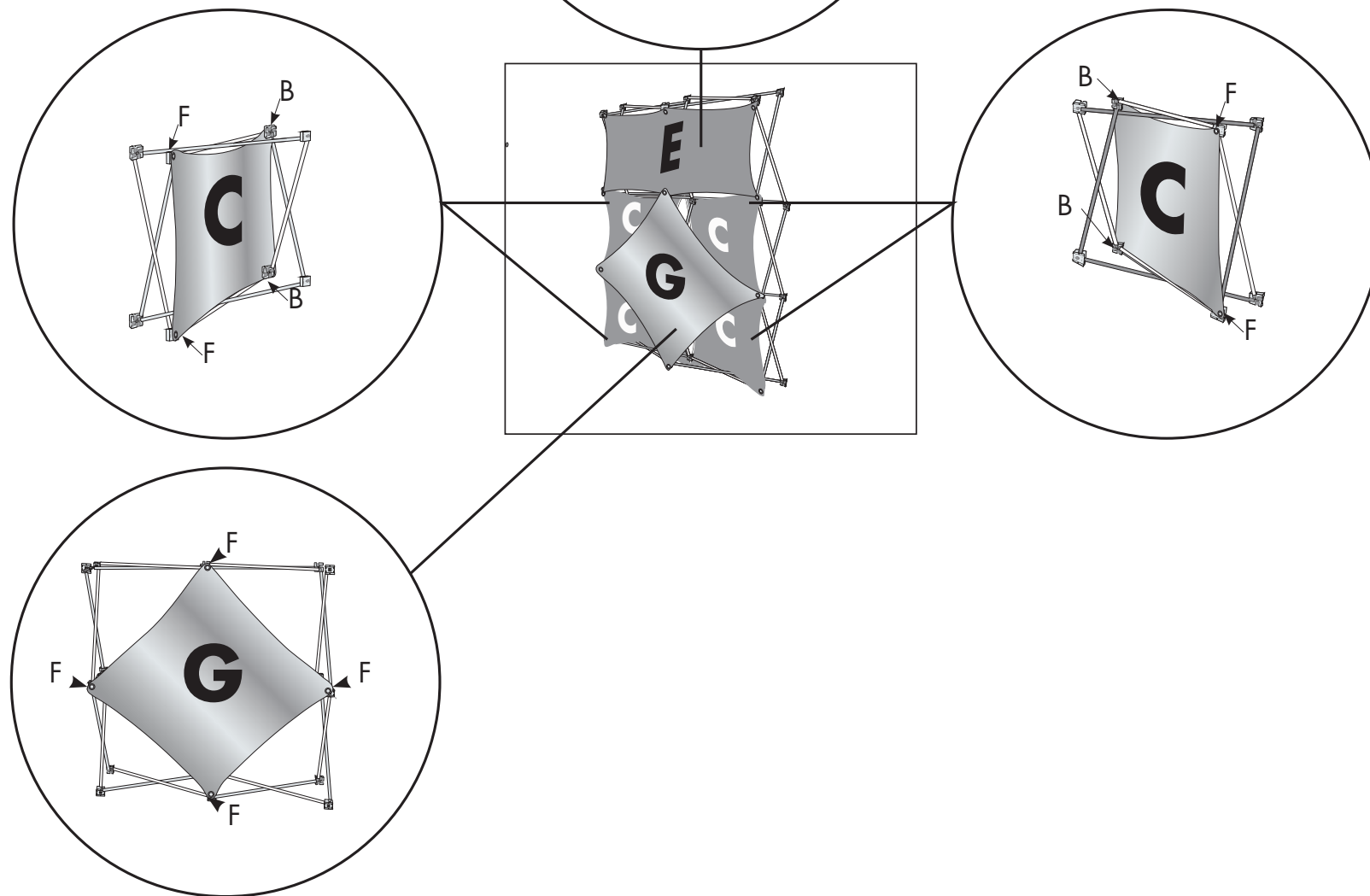



- Adobe Photoshop (.psd, .tif, .jpg)
- 200 DPI at 100% Scale

EACH BANNER IS FABRICATED  
TO FIT A SPECIFIC  
ANGLE/POSITION ON THE  
FRAME.




B=BACK  
F=FRONT

Item# 337206, 337218





## BANNER C

-  = FINISHED SIZE
-  = SAFE AREA
-  = PIN SLOT

### FINISHED SIZE 15.9"W x 14.37"H

Area of art that is visible after finishing product. Background color/image should extend into the bleed area.

### STITCH LINE serged edges/pin slots


### SAFE AREA 10.9"W x 9.37"H

Recommended area to place artwork. Artwork within this area will be safe from variance in cut of finished edge /stitch line.




**Using PMS colors in your art is recommended but an exact match cannot be guaranteed.**

**Dye-Sub products are printed CMYK (4 color) process from your art file.**

- All images must be embedded
- All fonts must be outlined.
- Shapes and fonts no smaller than .5" / 60pt.



## BANNER E

-  = FINISHED SIZE
-  = SAFE AREA
-  = PIN SLOT

### FINISHED SIZE

26.88"W x 14.37"H

Area of art that is visible after finishing product. Background color/image should extend into the bleed area.

### STITCH LINE

serged edges/pin slots

### SAFE AREA

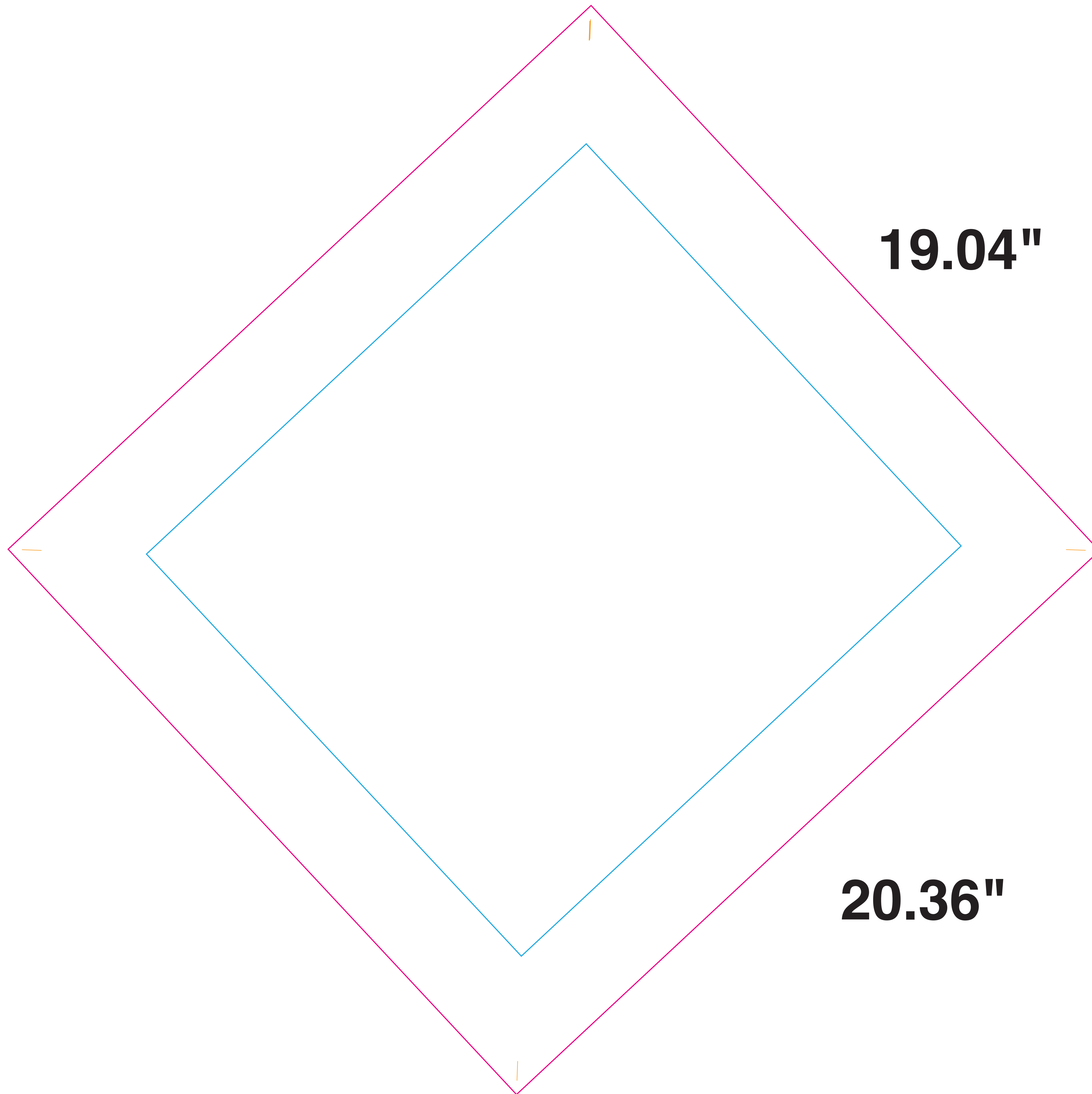
21.88"W x 9.37"H

Recommended area to place artwork. Artwork within this area will be safe from variance in cut of finished edge /stitch line.

**Using PMS colors in your art is recommended but an exact match cannot be guaranteed.**

**Dye-Sub products are printed CMYK (4 color) process from your art file.**

- **All images must be embedded**
- **All fonts must be outlined.**
- **Shapes and fonts no smaller than .5" / 60pt.**



**BANNER G**

- = FINISHED SIZE
- = SAFE AREA
- = PIN SLOT

**FINISHED SIZE**  
19.04"W x 20.36"H

Area of art that is visible after finishing product. Background color/image should extend into the bleed area.

**STITCH LINE**  
serged edges/pin slots

**SAFE AREA**  
14.04"W x 15.36"H

Recommended area to place artwork. Artwork within this area will be safe from variance in cut of finished edge /stitch line.

**Using PMS colors in your art is recommended but an exact match cannot be guaranteed.**

**Dye-Sub products are printed CMYK (4 color) process from your art file.**

- All images must be embedded
- All fonts must be outlined.
- Shapes and fonts no smaller than .5" / 60pt.

**-47° angle**