

Hybrid Pro Modular Kit 19

HP-K-19

Hybrid Pro™ Modular exhibits and counters are a perfect solution for the serious exhibitor. Exhibits feature heavy-duty aluminum extrusion frames and push-fit fabric graphics. Count on making an unforgettable impact with Hybrid Pro Modular exhibit kits, counters, and accessories.



* foreground counter not included

We are continually improving and modifying our product range and reserve the right to vary the specifications without prior notice. All dimensions and weights quoted are approximate and we accept no responsibility for variance. E&OE. See Graphic Templates for graphic bleed specifications.

features and benefits:

- 15'9" tall island display
- Features two semi-private meeting alcoves with curved frosted plex infills
- Four Double sided push-fit fabric graphics
- Storage room features white laminate panels, locking door & monitor* mount
- 16 Lumina 200 LED floodlights
- Kit includes frame, eight fabric graphic panels, two curved plex infills, laminate storage room, four tables, four small monitor mounts, one large monitor mount, 16 200 LED floodlights and one woodcrate
- Monitors, flooring and HPC-04 not included
- Lifetime hardware warranty against manufacturer defects

dimensions:

Hardware

Assembled unit:
235.625" w x 189" h x 200.75" d

Storage room: 48" w x 96" h
*features white laminate panels, locking door & monitor mount

Curved frosted plex infills 70" h

Tables hold max weight 25 lbs / 11.34 kgs

Shipping

Shipping dimensions - ships in 1 case:
1 WOODCRATE case: 101" l x 53" h x 49" d
2565.4mm(l) x 1346.2mm(h) x 1244.6mm(d)

Approximate shipping weight (entire kit):
1609 lbs / 730 kgs

Graphic

Total visual area:
Panels A1, B1, C1, D1 (front):
98.375" w x 98.375" h

Panels A2, B2, C3, D2 (back):
98.375" w x 98.375" h

Please be sure to include a 2" bleed around the perimeter.



www.camelbackdisplays.com

additional information:

Fabric material:
Dye-sublimated fabric

Lights Included: Lumina 200 LED floodlight, straight arm and adjustable head, black finish, 19.5" from end to end

Countertop color options:



silver black mahogany natural

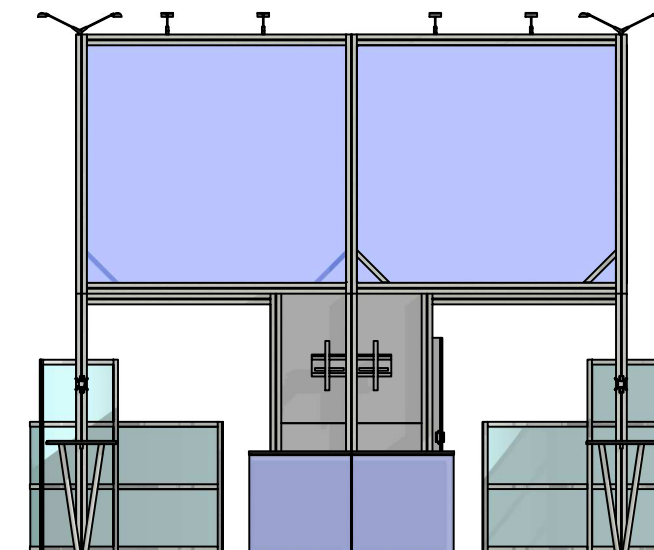
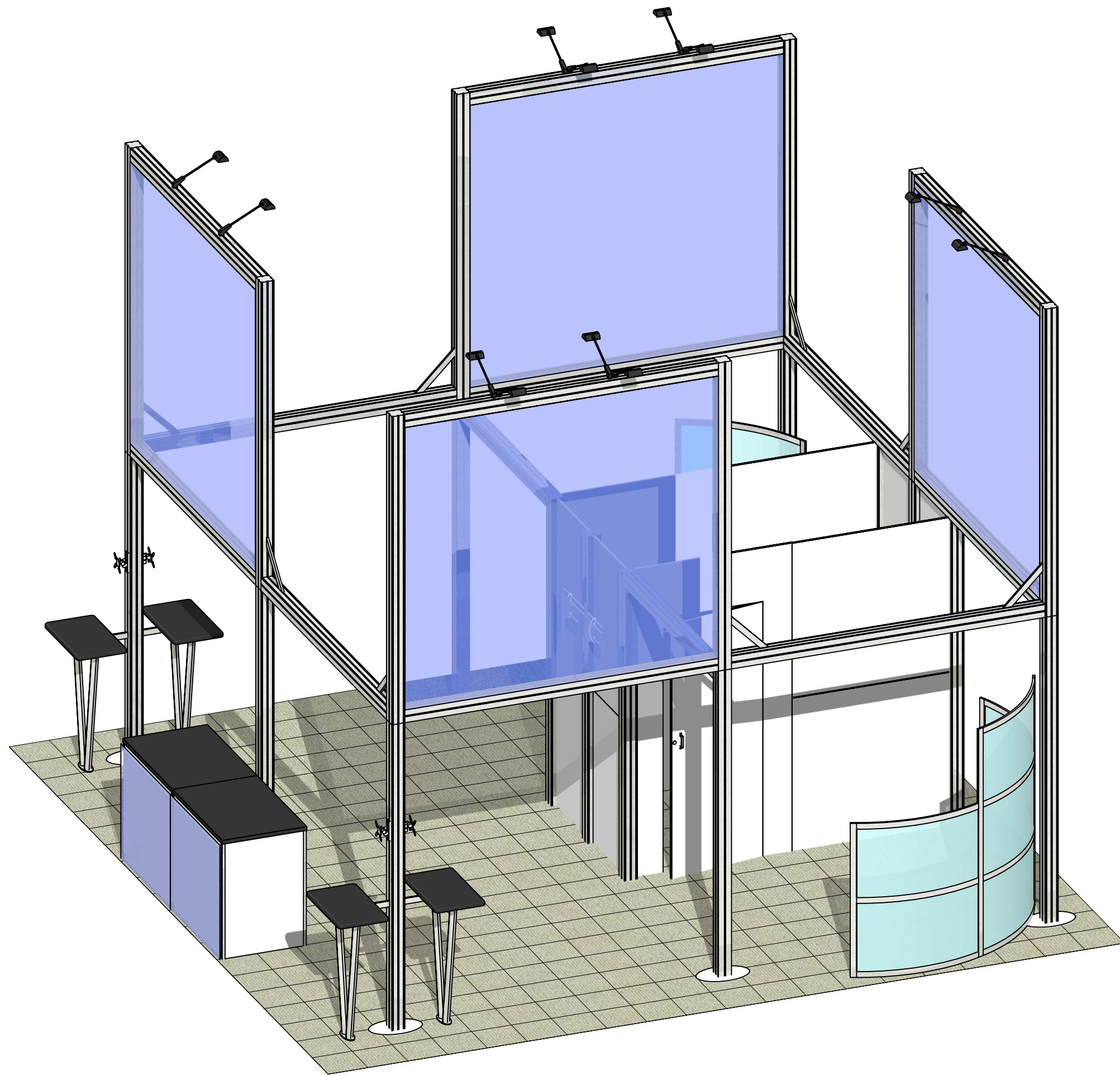
Large monitor bracket holds 32-70" LCD, maximum weight 150 lbs / 68.04 kgs

Small monitor bracket holds 13-39" LCD, maximum weight 20 lbs / 9 kgs

*Monitors not included

*Flooring and HPC-04 counter not included

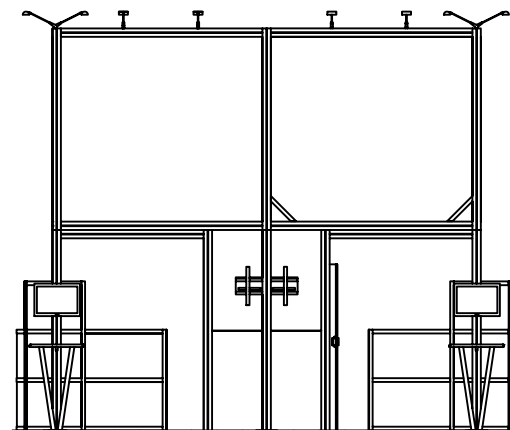
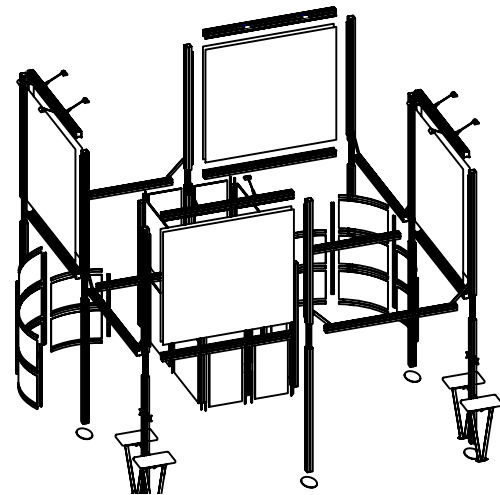
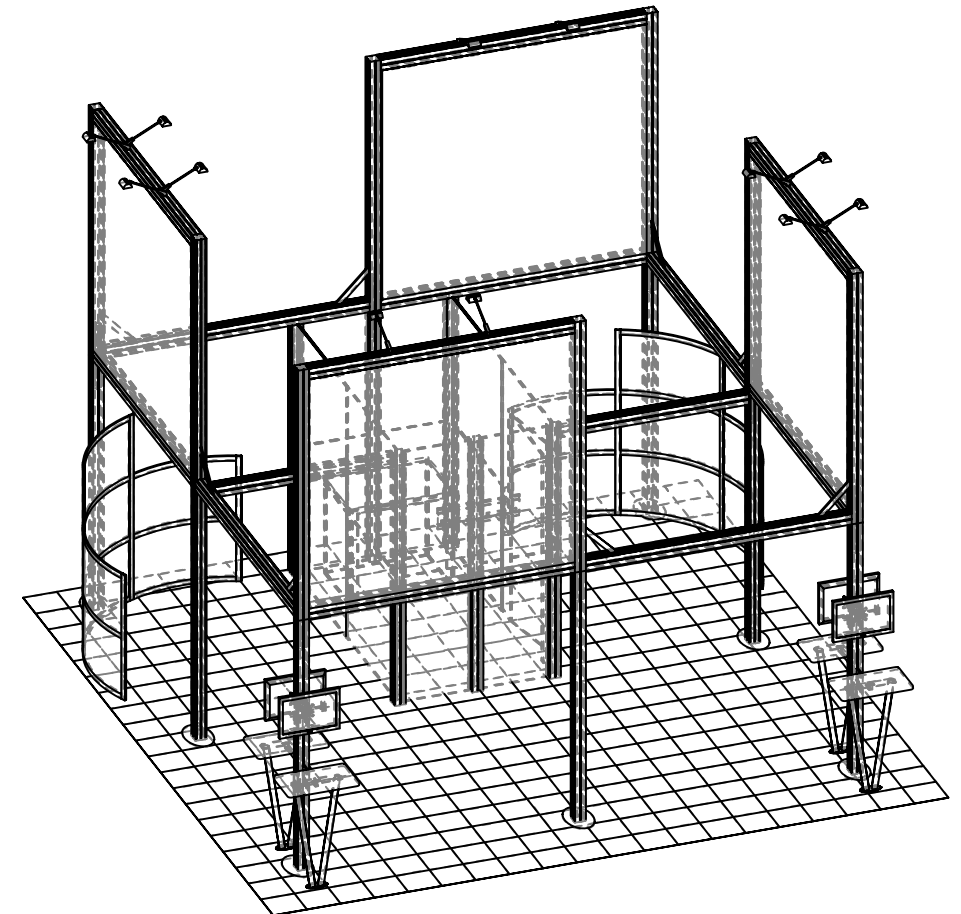
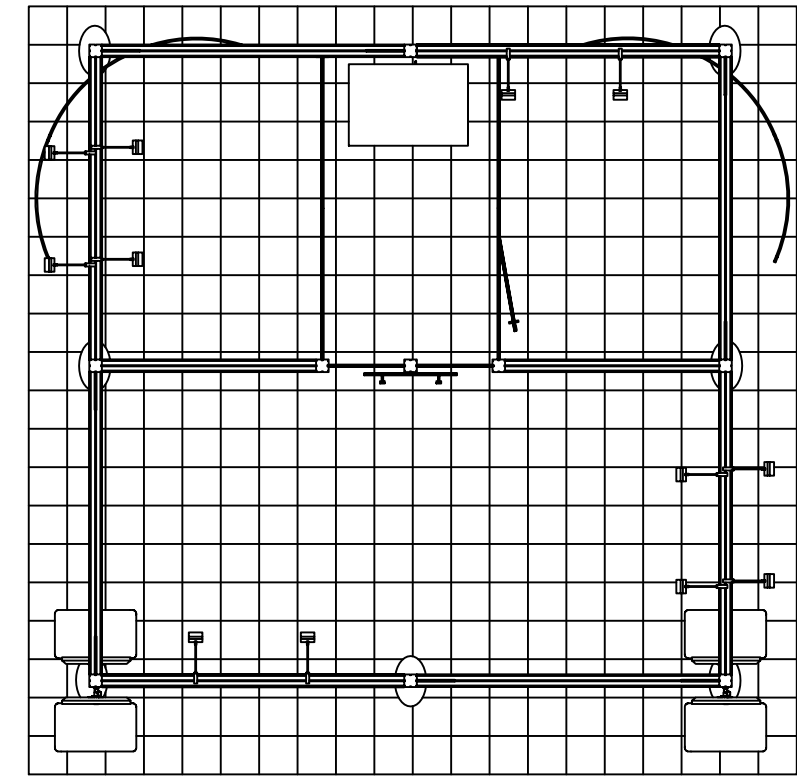
R-HP-K-19

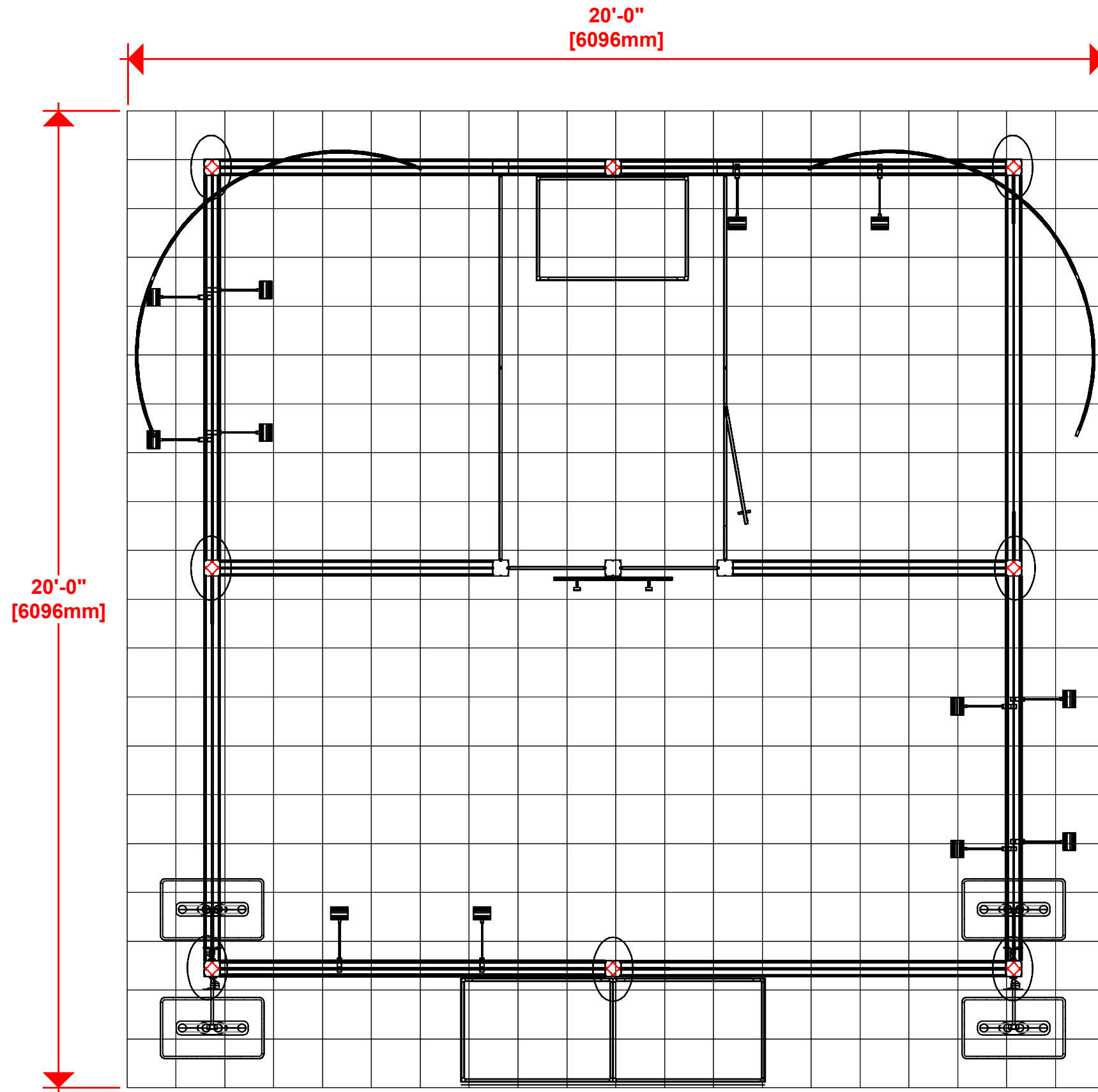


Code	#	Description
GRAPHIC C2	1	86 5/8" (H) X 94 1/2" (W) SINGLE SIDED DYESUB GRAPHIC W/ FCE-2 (SEG) ON PERIMETER
GRAPHIC C1	1	86 5/8" (H) X 94 1/2" (W) SINGLE SIDED DYESUB GRAPHIC W/ FCE-2 (SEG) ON PERIMETER
GRAPHIC D2	1	86 5/8" (H) X 94 1/2" (W) SINGLE SIDED DYESUB GRAPHIC W/ FCE-2 (SEG) ON PERIMETER
GRAPHIC D1	1	86 5/8" (H) X 94 1/2" (W) SINGLE SIDED DYESUB GRAPHIC W/ FCE-2 (SEG) ON PERIMETER
R8	4	300MM (11 13/16") PH WITH SLIDE LOCK AT BOTH ENDS
V-LG-02	4	1005MM X 450MM (39 9/16 " X 17 23/32") V LEG 50MM CHANNEL TUBE
V-CW-CT-01	4	384MM X 646MM (15 1/8" X 25 7/16") HYBRID RECTANGLE TOP
PM4BP1	7	15 3/4" X 9 7/8" ALUMINUM BASE PLATE
R75	21	2400MM (94.49") 100MM PM4S2 SQUARE EXTRUSION WITH STOPS AT 305MM BOTH ENDS
L180N-600	28	600MM (23.62") 180N DEGREE SILVER LINK EXTRUSION
L180N-1200	14	1200MM (47.24") 180N DEGREE SILVER LINK EXTRUSION
R93	8	4 X 2 (1200MM X 600MM) LAMINATE PANELS
R70	6	4 X 4 (1200MM X 1200MM) LAMINATE PANELS
LM-MB	1	LARGE MONITOR MOUNTING BRACKET FOR MONITORS
R77	12	2400MM (94.49") 100MM PM4S2 SQUARE EXTRUSION WITH LOCKS 2 ENDS
R81	2	1700MM (66.93") 100MM PM4S2 SQUARE EXTRUSION WITH LOCKS 2 ENDS
SM-MB	4	SF203-S1 MONITOR BRACKET (13"-39" at 50 lbs. max.)
R88	20	RADIUS PH-4RN PH EXTRUSION WITH LOCKS BOTH ENDS (LOCK(S) OUT)
R86	4	1200MM (47.24") PH EXTRUSION
R87	4	1779MM (70.04") PH EXTRUSION
FROSTED PLEX	14	545MM (V) X 965MM X 1/8" P95 SINGLE SIDED FROSTED PLEX
LEDL10S	10	LED SPOTLIGHT,3M,UL PLUG W/TRANSFORMER SILVER
R91	8	300MM PH SILVER EXTRUSION WITH MITER CUTS & 45 DEGREE LOCKS BOTH ENDS
R68	16	2186MM (86.06") FABRIC CONNECTION EXTRUSION
R83	16	2400MM (94.49") FABRIC CONNECTION EXTRUSION
GRAPHIC A1	1	86 5/8" (H) X 94 1/2" (W) SINGLE SIDED DYESUB GRAPHIC W/ FCE-2 (SEG) ON PERIMETER
GRAPHIC A2	1	86 5/8" (H) X 94 1/2" (W) SINGLE SIDED DYESUB GRAPHIC W/ FCE-2 (SEG) ON PERIMETER
GRAPHIC B1	1	86 5/8" (H) X 94 1/2" (W) SINGLE SIDED DYESUB GRAPHIC W/ FCE-2 (SEG) ON PERIMETER
GRAPHIC B2	1	86 5/8" (H) X 94 1/2" (W) SINGLE SIDED DYESUB GRAPHIC W/ FCE-2 (SEG) ON PERIMETER
R13	8	600MM (23.62") PM4D CONNECTOR WITH TENSION GLIDES
R92	1	2400MM (94.49)MM H x 1200MM (47.24) W x LAMINATE DOOR
R74	2	3 X 2 (900MM X 600MM) LAMINATE PANEL
R57	1	3 X 3 (900MM X 900MM) LAMINATE PANEL
CT-32L	1	3' X 2' LAMINATE COUNTER TOP
R56	1	900MM V x 900MM W LAMINATE CABNET DOOR
L90S-900	4	900MM (35.43") 90 DEGREE SILVER LINK EXTRUSION90 DEGREE

BOM

R-HP-K-19



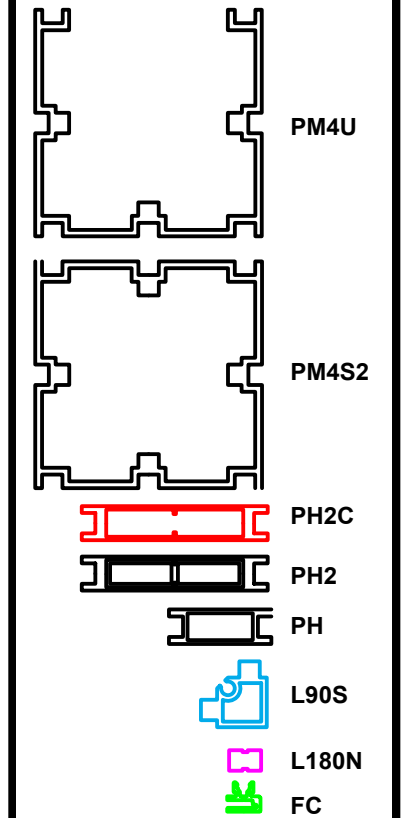


(16) LED 10S LIGHTS = 50W PER STICK

1. Redesign of this exhibit without approval by manufacturer may result in dangerous and unsafe structures. Manufacturer disclaims any responsibility for redesigned exhibits it does not approve in writing.

2. Parts and components such as panels and extrusions are manufactured to metric sizing. Where ever possible sizes have been noted in feet and inches as well as in metric. Below is the imperial to metric sizing table as reference. "Nominal" refers to approximate size.

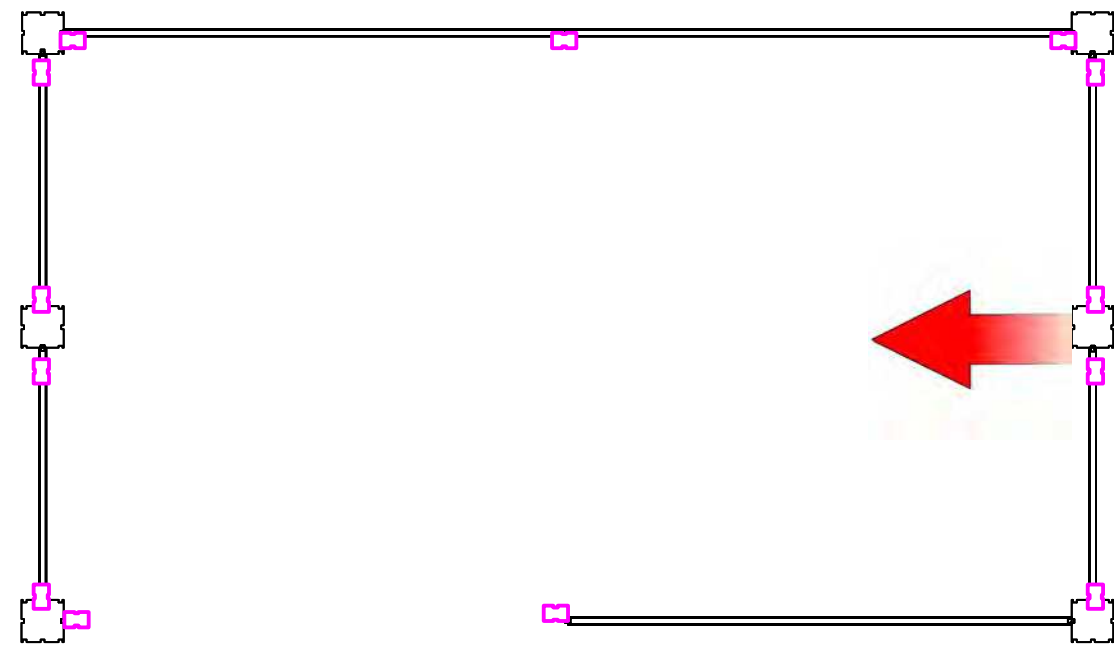
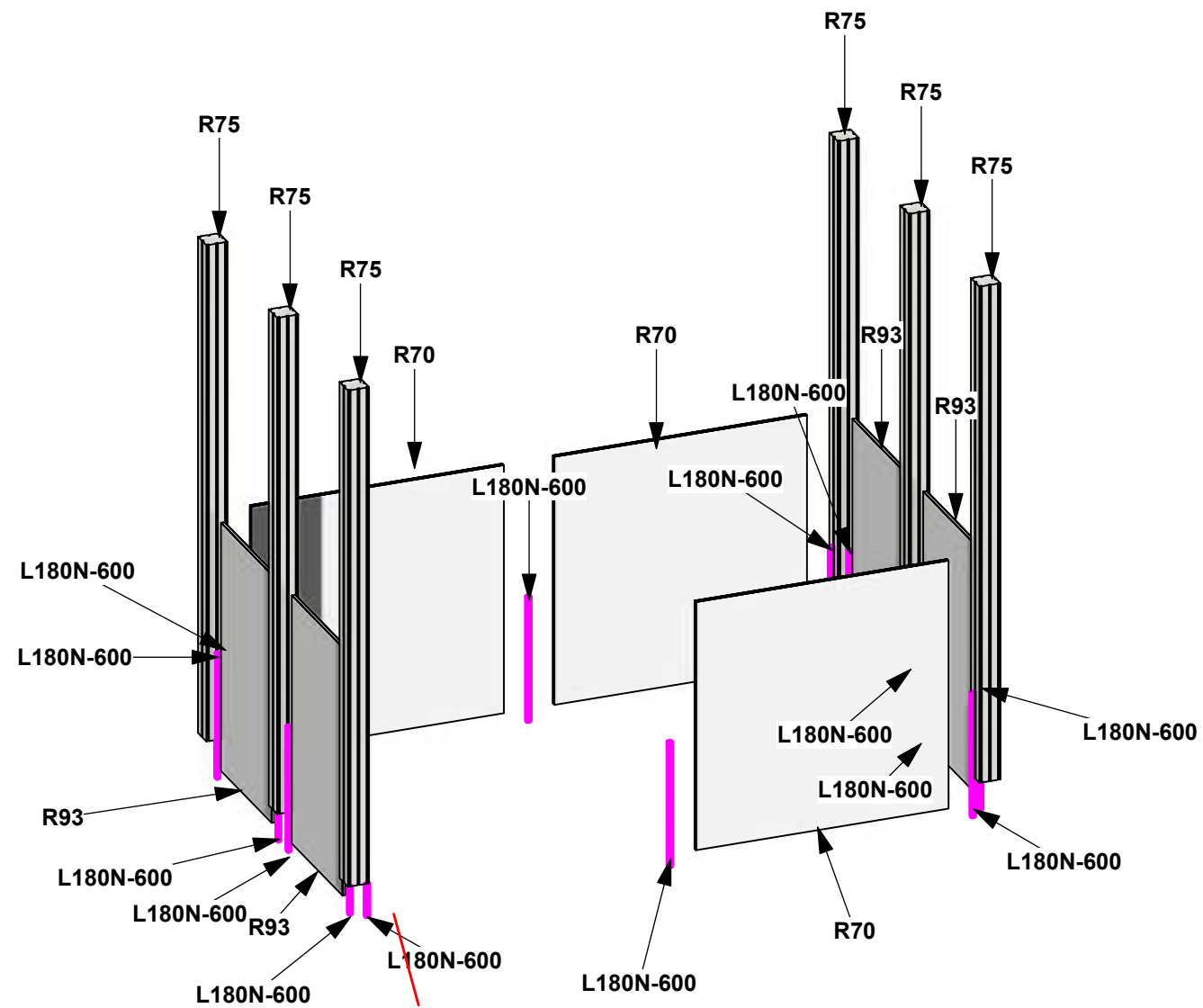
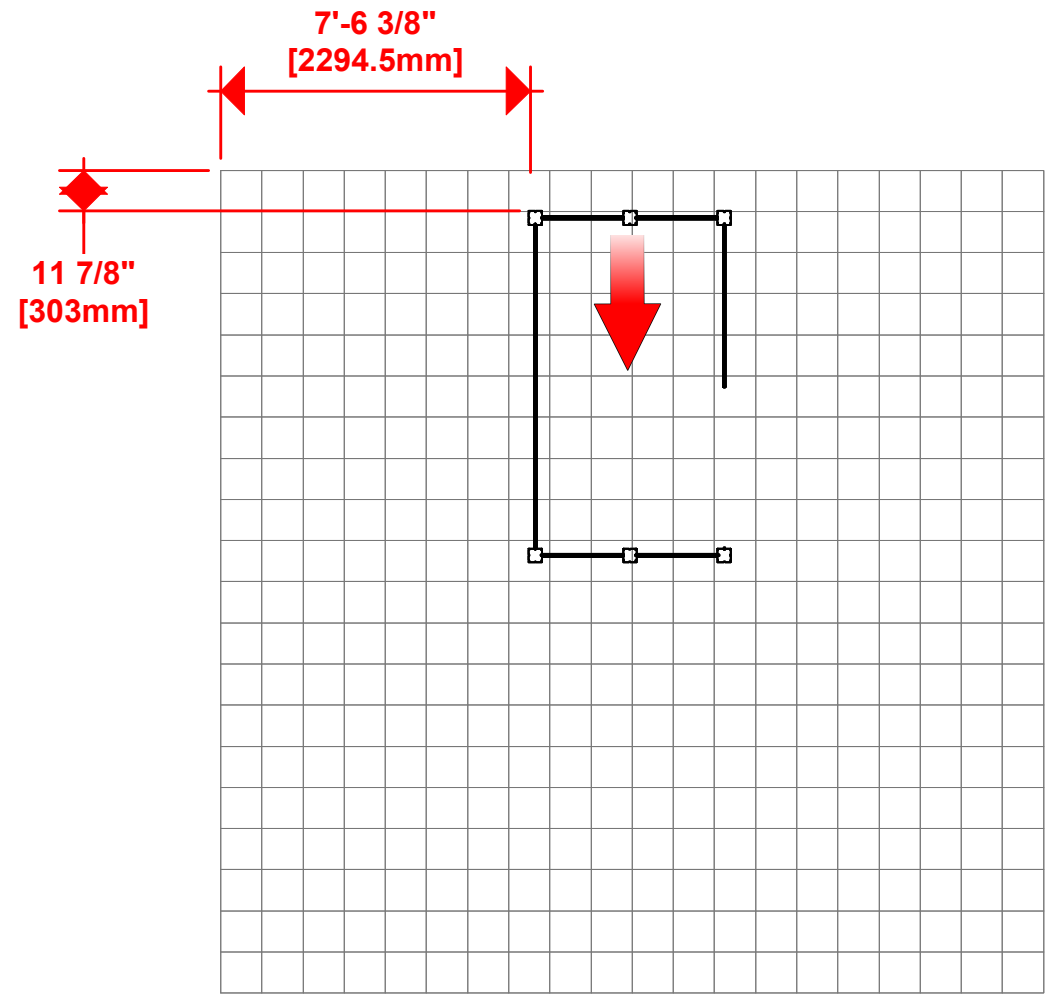
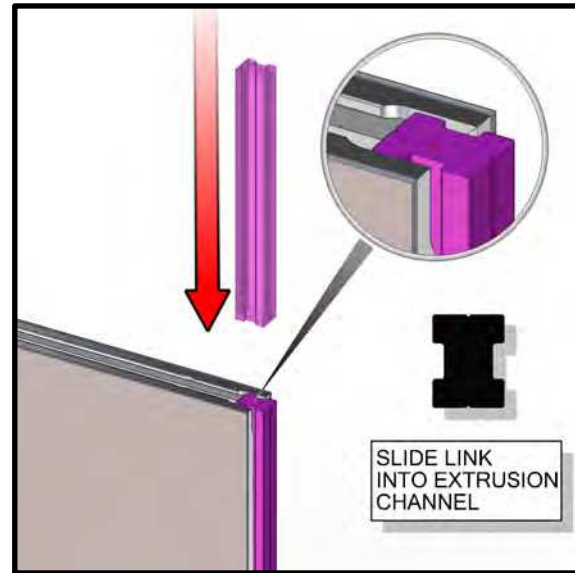
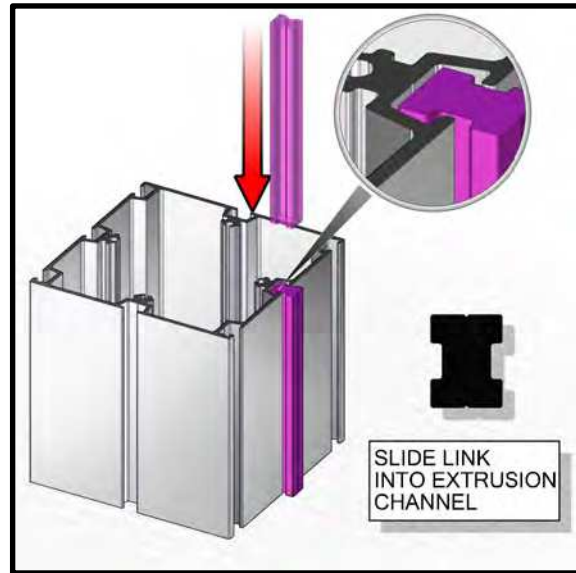
- | | |
|--------------------|---------------------------------|
| 2400mm = (94 1/2") | Phone Line / Fax |
| 2100mm = (82 5/8") | Internet connection |
| 1800mm = (70 7/8") | Outlet |
| 1500mm = (59") | Main Drop (point of distrution) |
| 1200mm = (47 1/4") | |
| 900mm = (35 1/2") | |
| 600mm = (23 5/8") | |
| 300mm = (11 7/8") | |
- Wire running under carpet



HYBRID PRO RENTAL KIT

Title: SET-UP INSTRUCTIONS

Code	#	Description
R75	6	2400MM (94.49") 100MM PM4S2 SQUARE EXTRUSION WITH STOPS AT 305MM BOTH
L180N-600	14	600MM (23.62") 180N DEGREE SILVER LINK EXTRUSION
R93	4	4 X 2 (1200MM X 600MM) LAMINATE PANELS
R70	3	4 X 4 (1200MM X 1200MM) LAMINATE PANELS

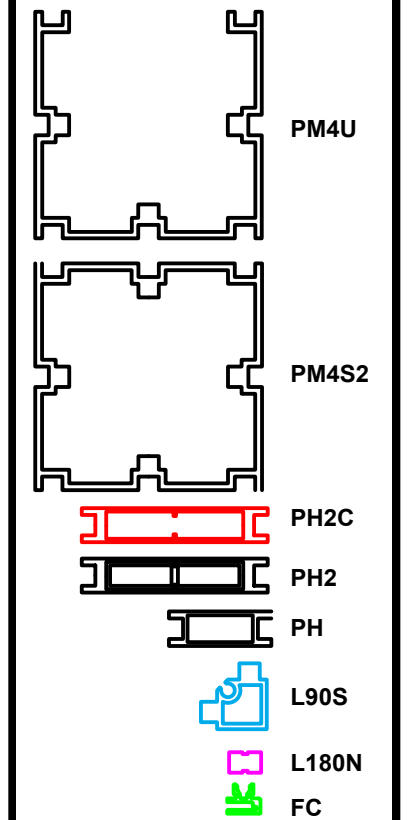


1. Redesign of this exhibit without approval by manufacturer may result in dangerous and unsafe structures. Manufacturer disclaims any responsibility for redesigned exhibits it does not approve in writing.

2. Parts and components such as panels and extrusions are manufactured to metric sizing. Where ever possible sizes have been noted in feet and inches as well as in metric. Below is the imperial to metric sizing table as reference. "Nominal" refers to approximate size.

2400mm = (94 1/2")	Phone Line / Fax
2100mm = (82 5/8")	Internet connection
1800mm = (70 7/8")	Outlet
1500mm = (59")	Main Drop (point of distrution)
1200mm = (47 1/4")	
900mm = (35 1/2")	
600mm = (23 5/8")	
300mm = (11 7/8")	

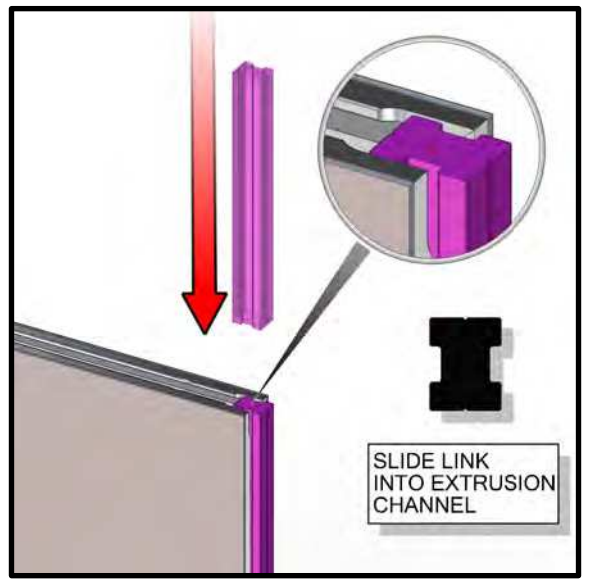
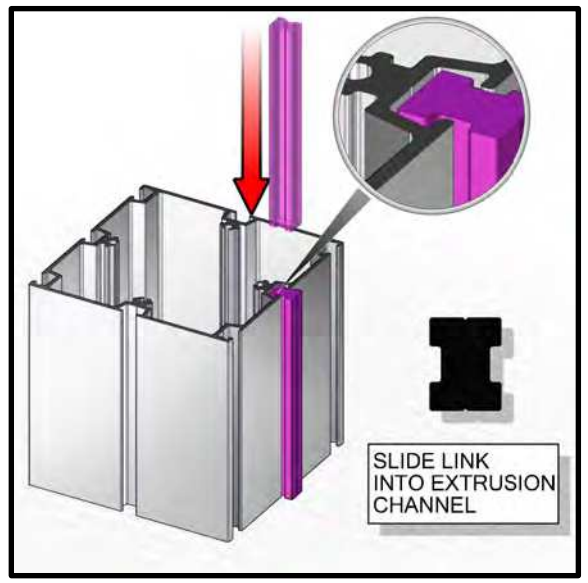
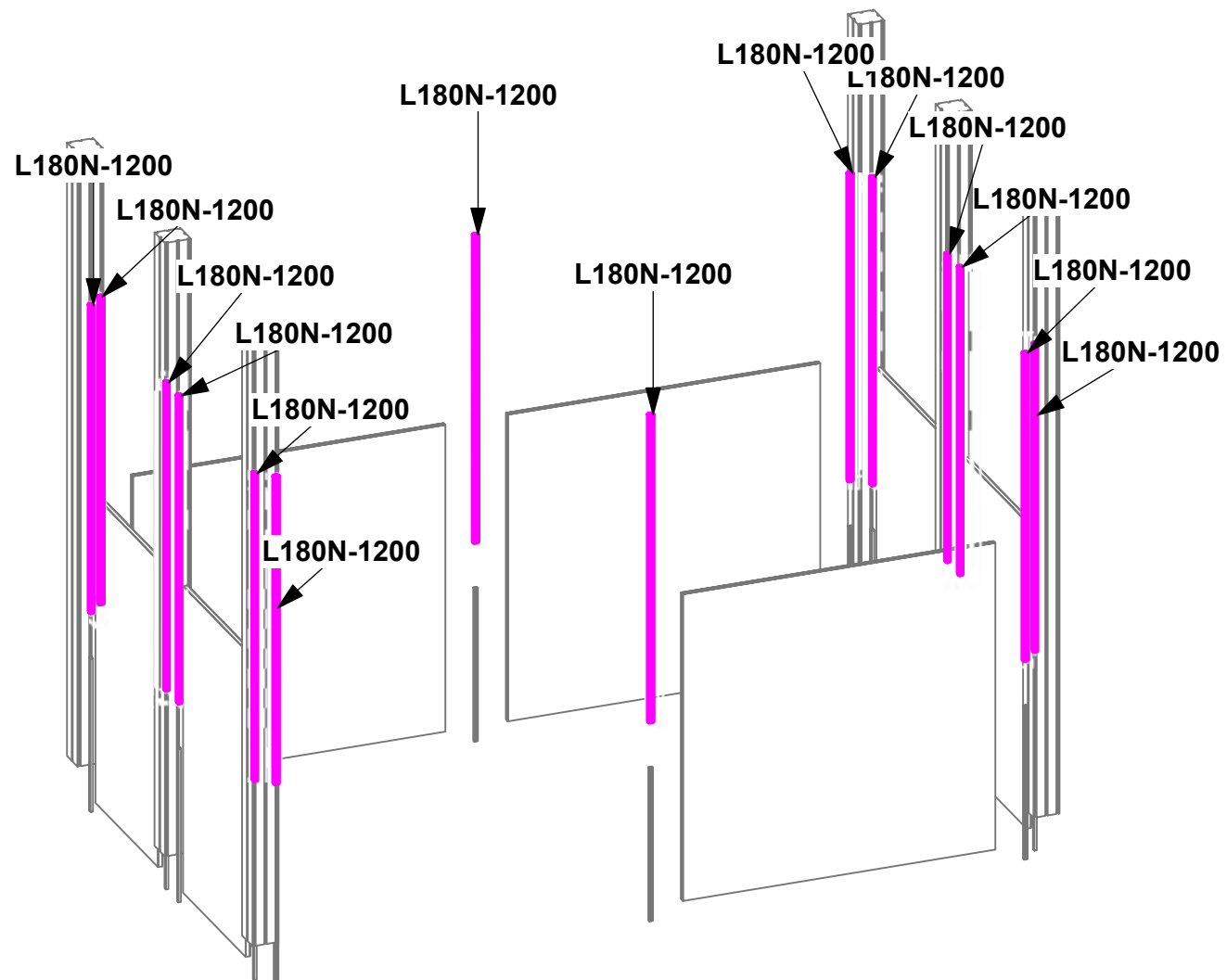
--- Wire running under carpet



HYBRID PRO RENTAL KIT

Title: SET-UP INSTRUCTIONS

Code	#	Description
L180N-1200	14	1200MM (47.24") 180N DEGREE SILVER LINK EXTRUSION

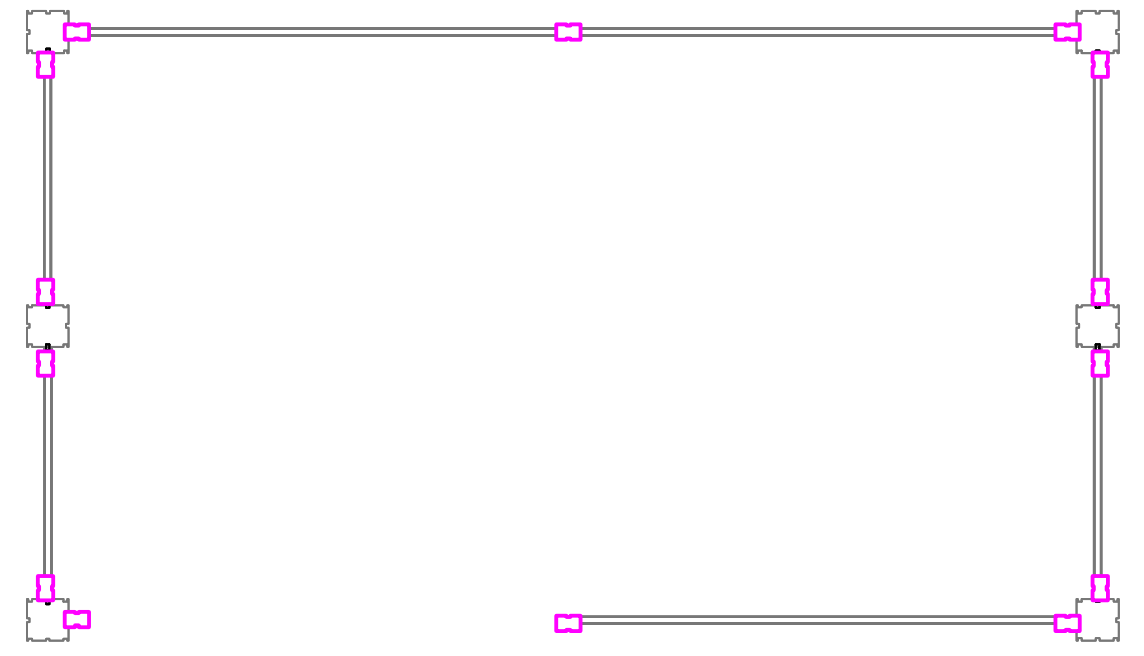
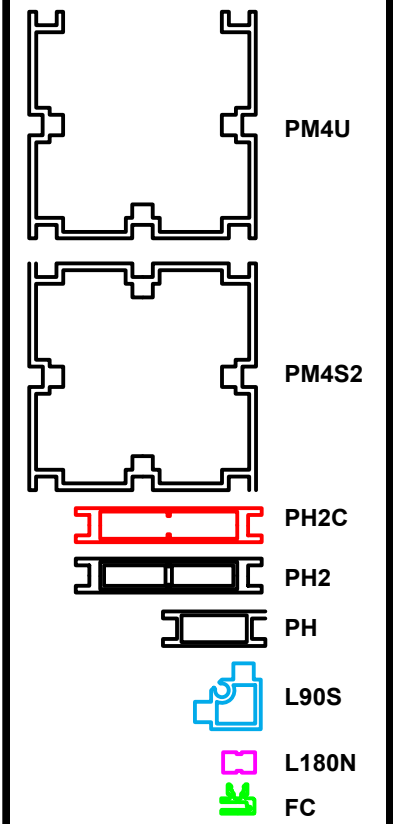


1. Redesign of this exhibit without approval by manufacturer may result in dangerous and unsafe structures. Manufacturer disclaims any responsibility for redesigned exhibits it does not approve in writing.

2. Parts and components such as panels and extrusions are manufactured to metric sizing. Where ever possible sizes have been noted in feet and inches as well as in metric. Below is the imperial to metric sizing table as reference. "Nominal" refers to approximate size.

2400mm = (94 1/2")	☒ Phone Line / Fax
2100mm = (82 5/8")	☒ Internet connection
1800mm = (70 7/8")	☒ Outlet
1500mm = (59")	☒ Main Drop (point of distrution)
1200mm = (47 1/4")	
900mm = (35 1/2")	
600mm = (23 5/8")	
300mm = (11 7/8")	

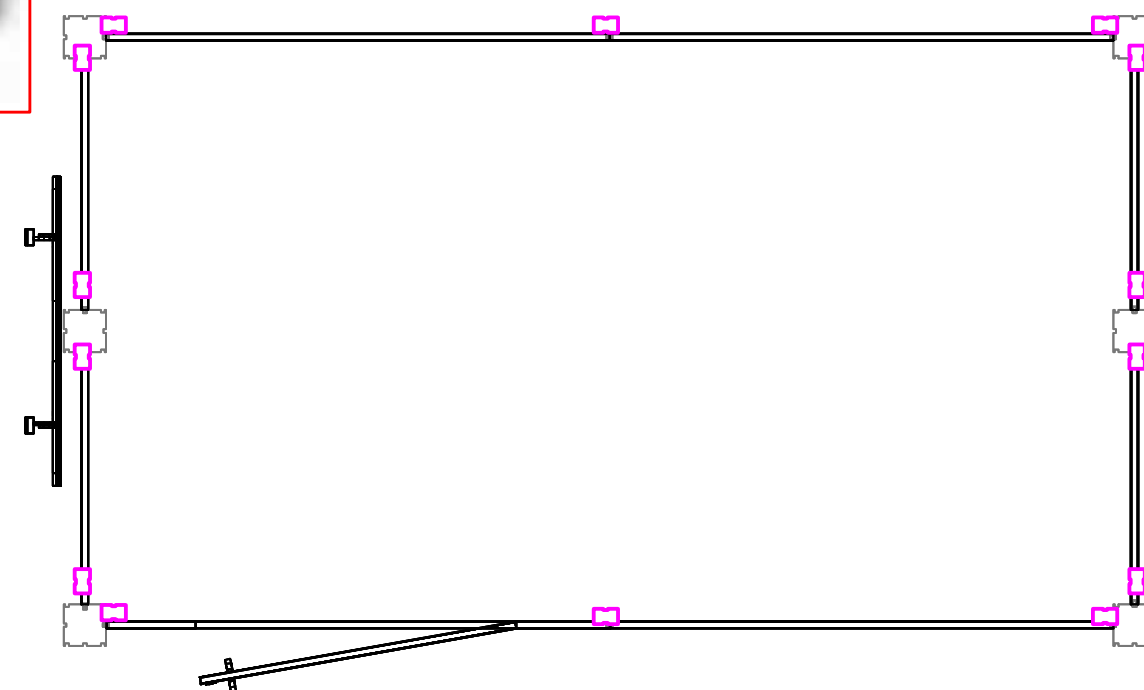
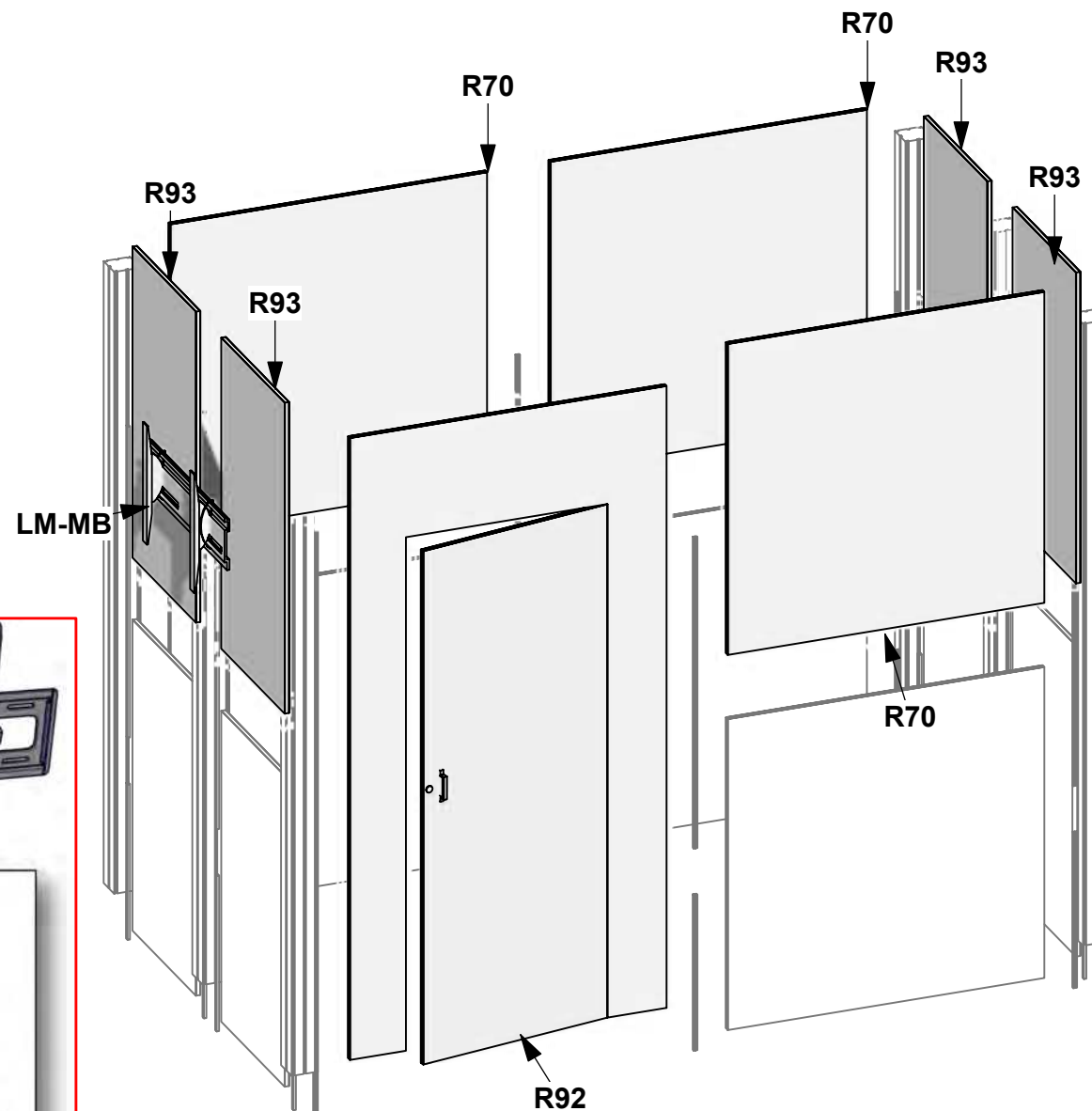
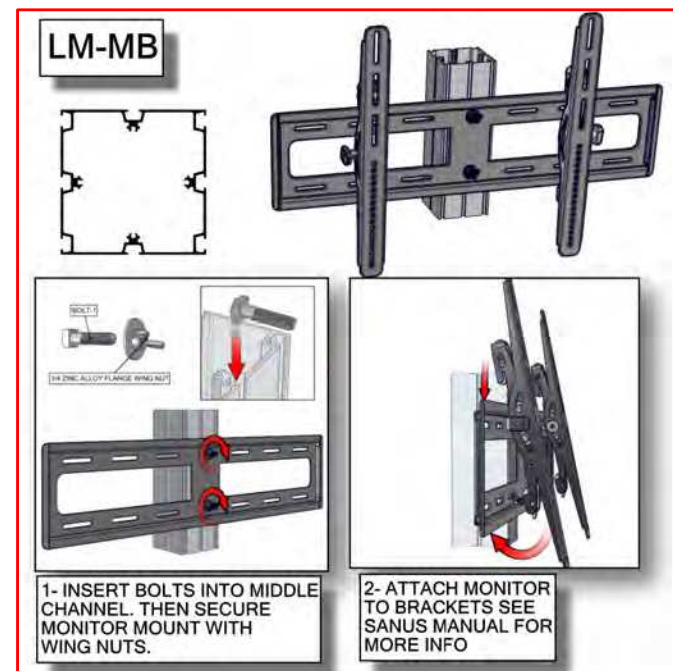

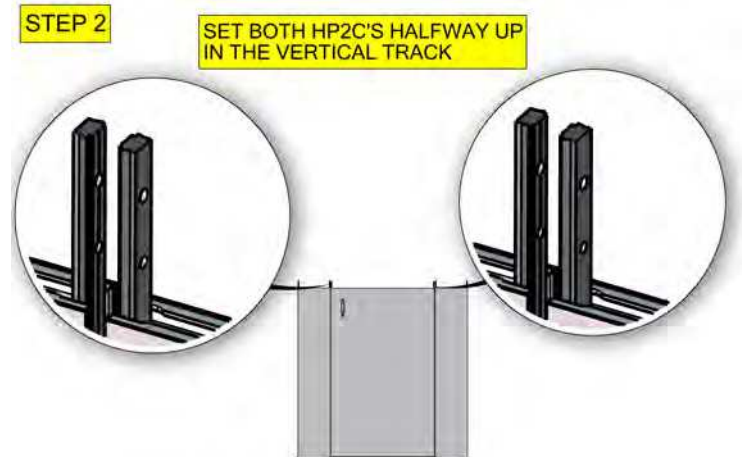
--- Wire running under carpet



HYBRID PRO RENTAL KIT

Title: SET-UP INSTRUCTIONS

Code	#	Description
R93	4	4 X 2 (1200MM X 600MM) LAMINATE PANELS
R70	3	4 X 4 (1200MM X 1200MM) LAMINATE PANELS
LM-MB	1	LARGE MONITOR MOUNTING BRACKET FOR MONITORS
R92	1	2400MM (94.49)MM H x 1200MM (47.24) W x LAMINATE DOOR

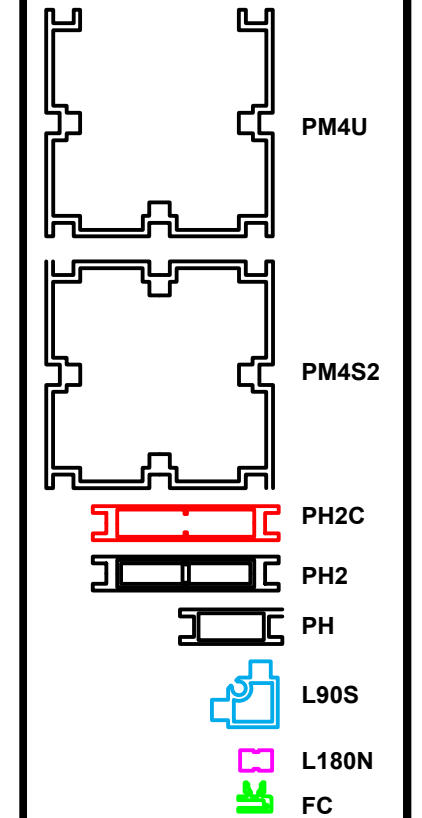


1. Redesign of this exhibit without approval by manufacturer may result in dangerous and unsafe structures. Manufacturer disclaims any responsibility for redesigned exhibits it does not approve in writing.

2. Parts and components such as panels and extrusions are manufactured to metric sizing. Where ever possible sizes have been noted in feet and inches as well as in metric. Below is the imperial to metric sizing table as reference. "Nominal" refers to approximate size.

2400mm = (94 1/2")	Phone Line / Fax
2100mm = (82 5/8")	Internet connection
1800mm = (70 7/8")	Outlet
1500mm = (59")	Main Drop (point of distrution)
1200mm = (47 1/4")	
900mm = (35 1/2")	
600mm = (23 5/8")	
300mm = (11 7/8")	

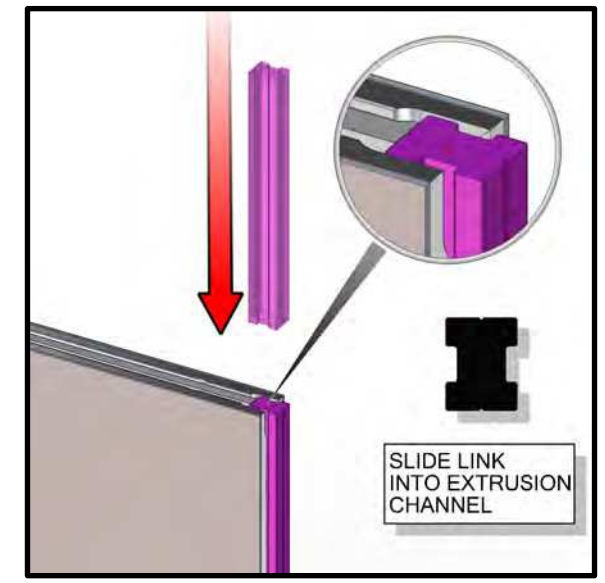
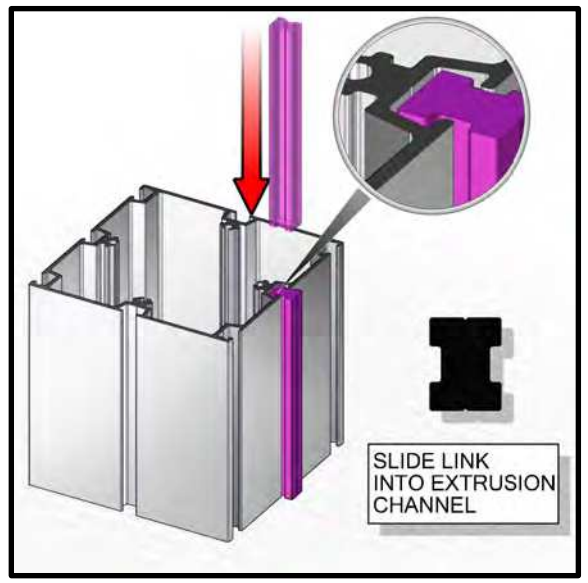
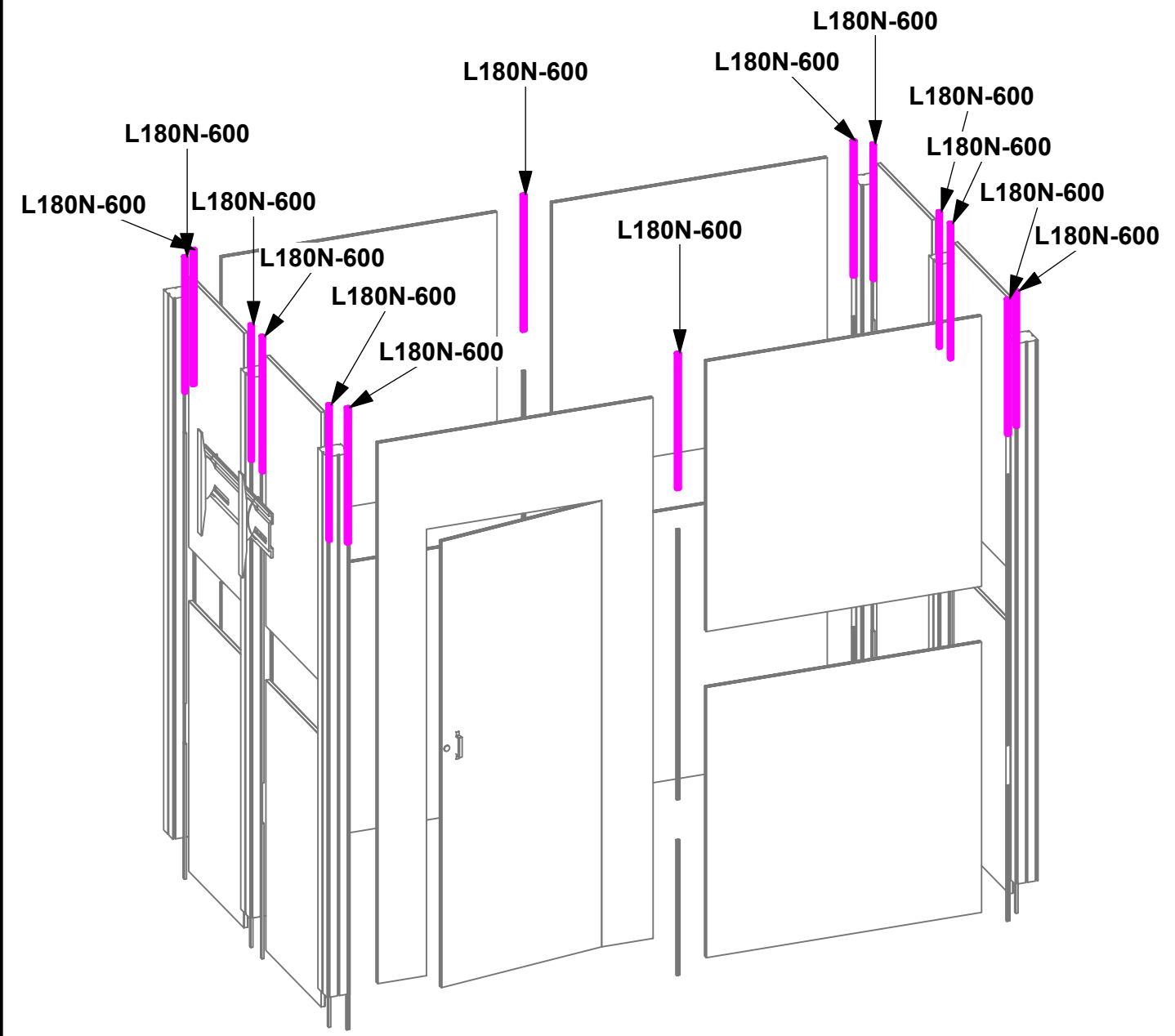
--- Wire running under carpet



HYBRID PRO RENTAL KIT

Title: SET-UP INSTRUCTIONS

Code	#	Description
L180N-600	14	600MM (23.62") 180N DEGREE SILVER LINK EXTRUSION

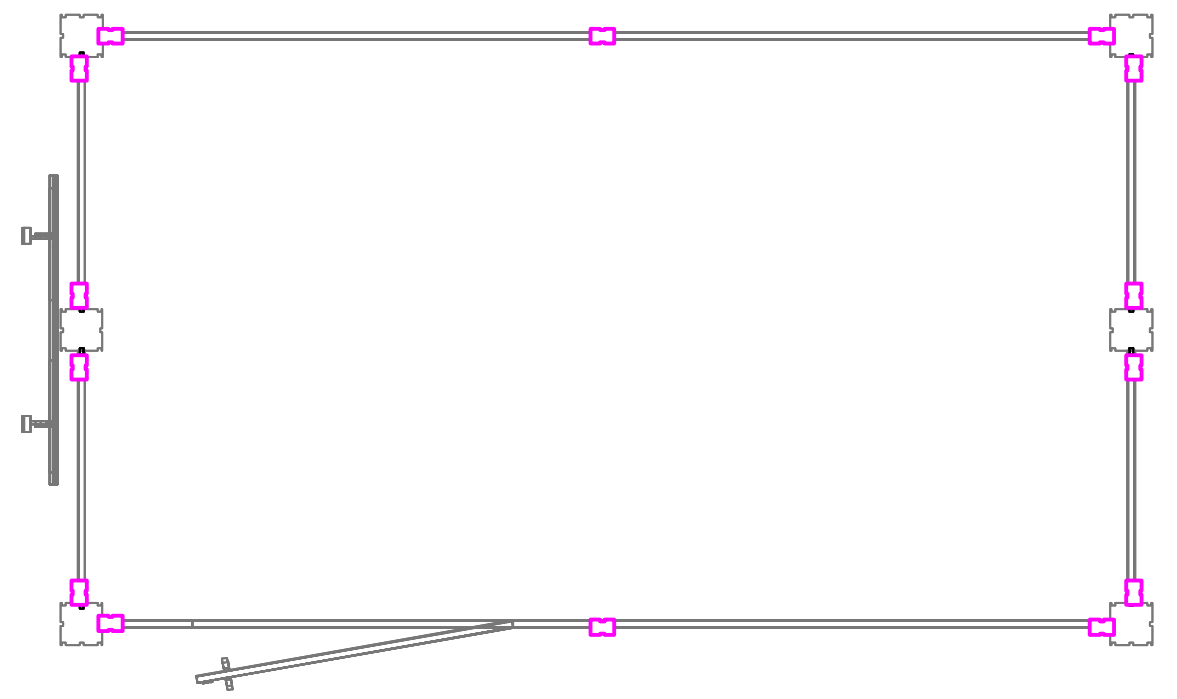
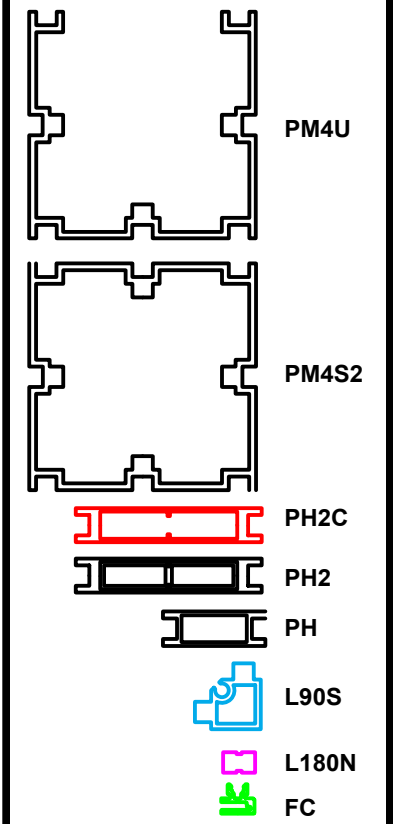


1. Redesign of this exhibit without approval by manufacturer may result in dangerous and unsafe structures. Manufacturer disclaims any responsibility for redesigned exhibits it does not approve in writing.

2. Parts and components such as panels and extrusions are manufactured to metric sizing. Where ever possible sizes have been noted in feet and inches as well as in metric. Below is the imperial to metric sizing table as reference. "Nominal" refers to approximate size.

2400mm = (94 1/2")	Phone Line / Fax
2100mm = (82 5/8")	Internet connection
1800mm = (70 7/8")	Outlet
1500mm = (59")	Main Drop (point of distrution)
1200mm = (47 1/4")	
900mm = (35 1/2")	
600mm = (23 5/8")	
300mm = (11 7/8")	

--- Wire running under carpet



HYBRID PRO RENTAL KIT

Title: SET-UP INSTRUCTIONS

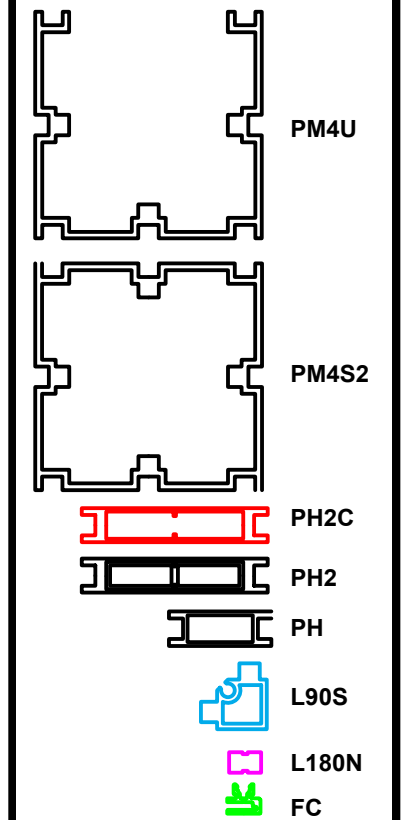
Code	#	Description
PM4BP1	4	15 3/4" X 9 7/8" ALUMINUM BASE PLATE
R75	9	2400MM (94.49") 100MM PM4S2 SQUARE EXTRUSION WITH STOPS AT 305MM BOTH
R77	4	2400MM (94.49") 100MM PM4S2 SQUARE EXTRUSION WITH LOCKS 2 ENDS
R83	4	2400MM (94.49") FABRIC CONNECTION EXTRUSION
R13	5	600MM (23.62") PM4D CONNECTOR WITH TENSION GLIDES

1. Redesign of this exhibit without approval by manufacturer may result in dangerous and unsafe structures. Manufacturer disclaims any responsibility for redesigned exhibits it does not approve in writing.

2. Parts and components such as panels and extrusions are manufactured to metric sizing. Where ever possible sizes have been noted in feet and inches as well as in metric. Below is the imperial to metric sizing table as reference. "Nominal" refers to approximate size.

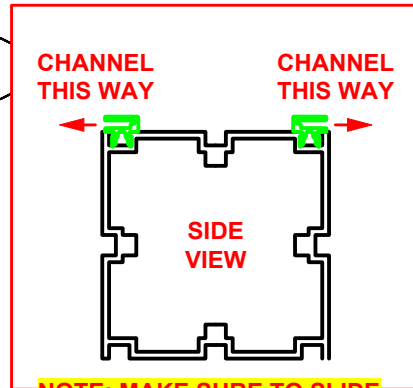
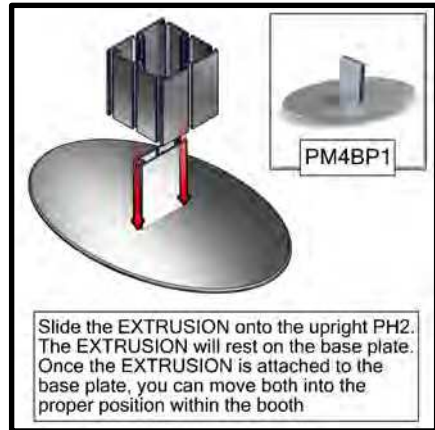
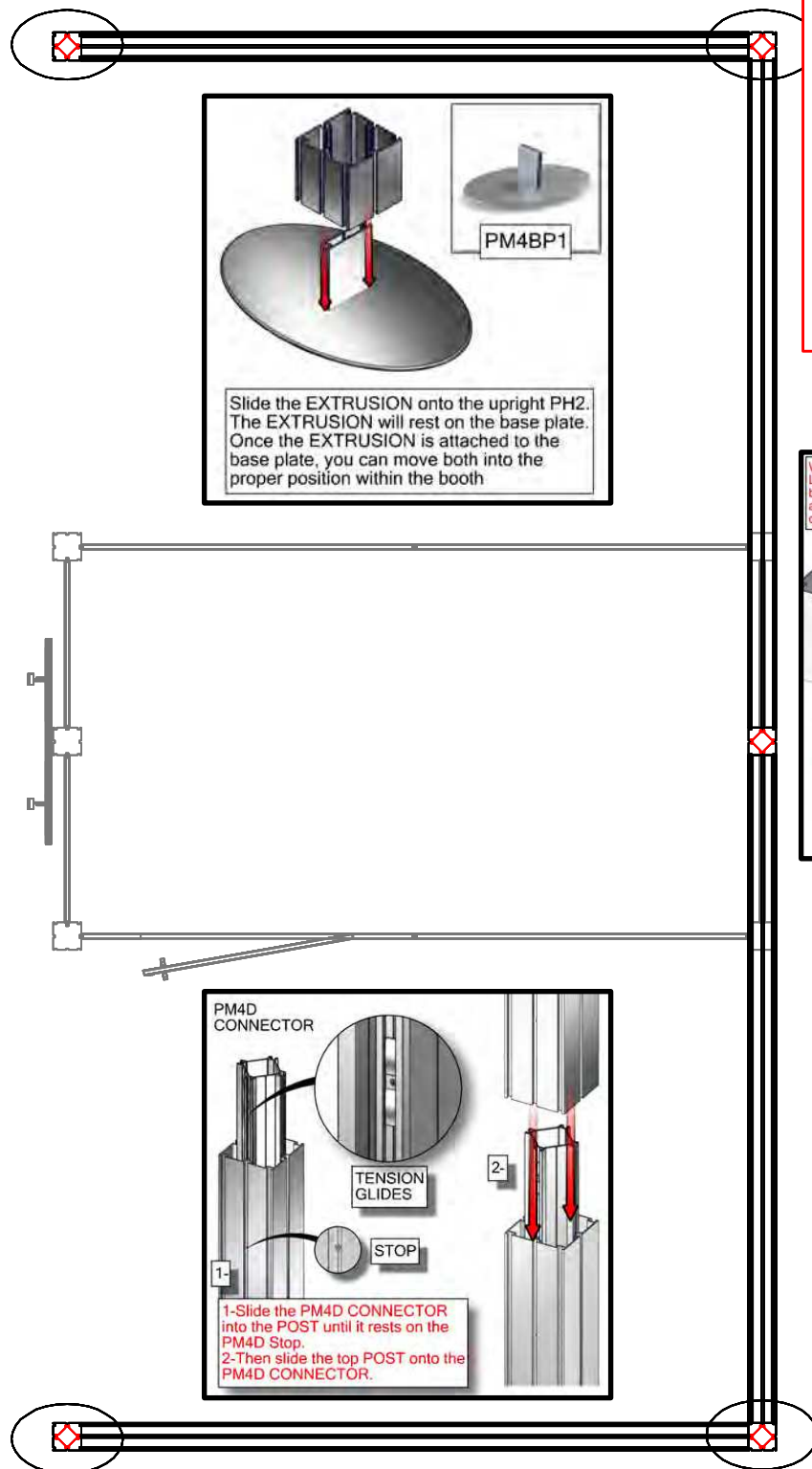
2400mm = (94 1/2")	Phone Line / Fax
2100mm = (82 5/8")	Internet connection
1800mm = (70 7/8")	Outlet
1500mm = (59")	Main Drop (point of distrution)
1200mm = (47 1/4")	
900mm = (35 1/2")	
600mm = (23 5/8")	
300mm = (11 7/8")	

--- Wire running under carpet

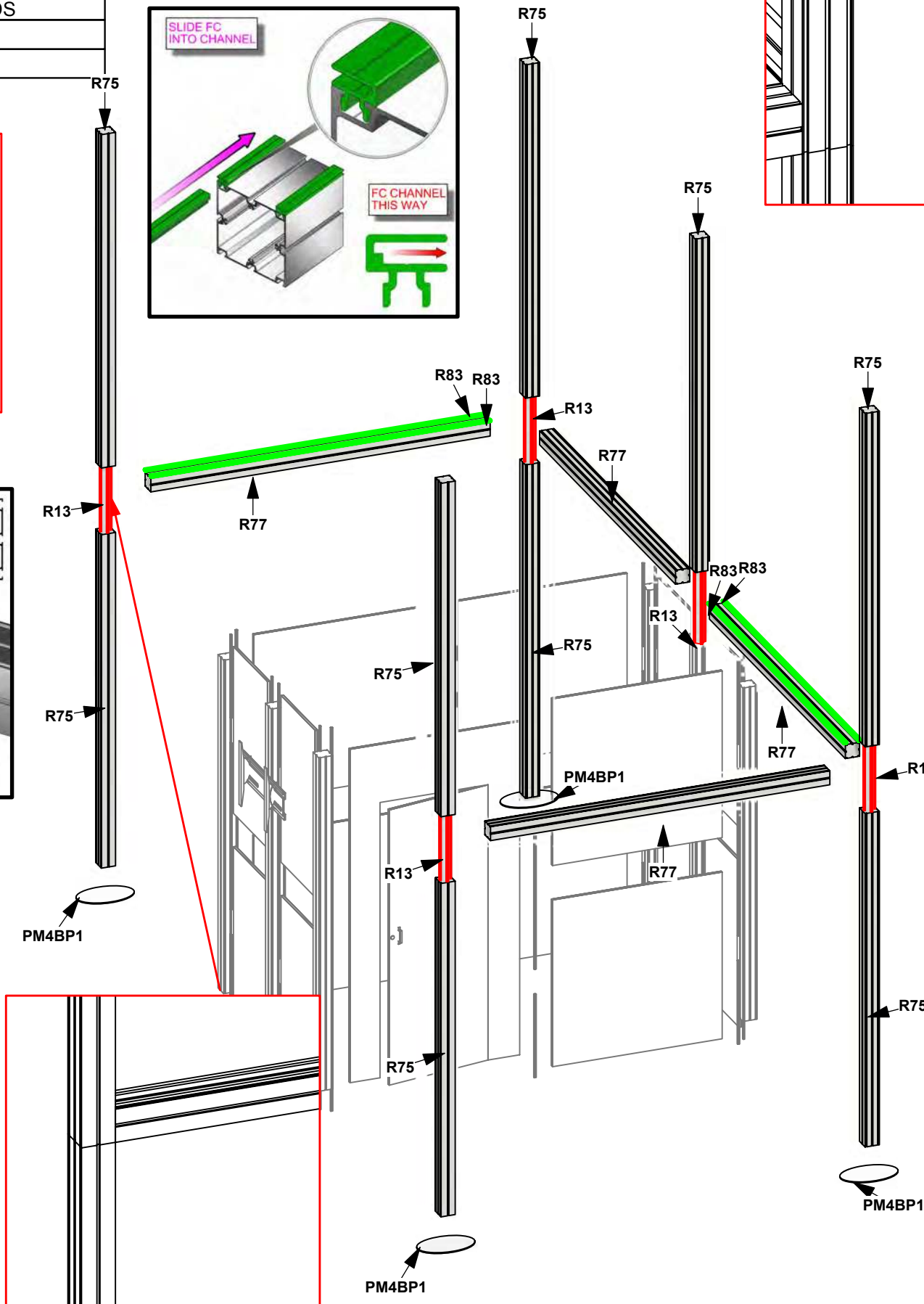
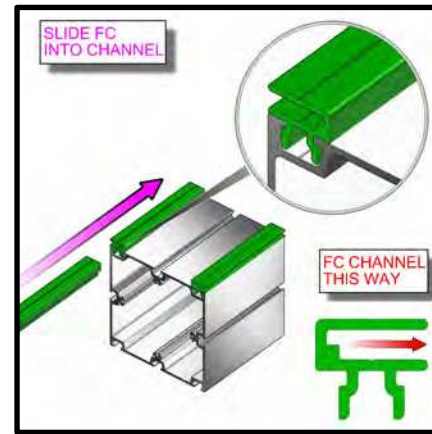
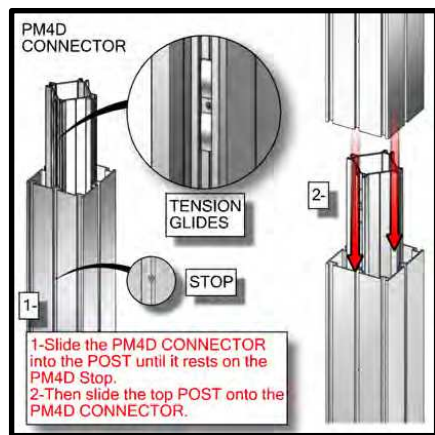
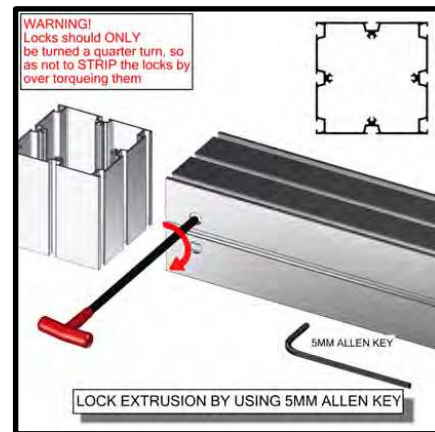


HYBRID PRO RENTAL KIT

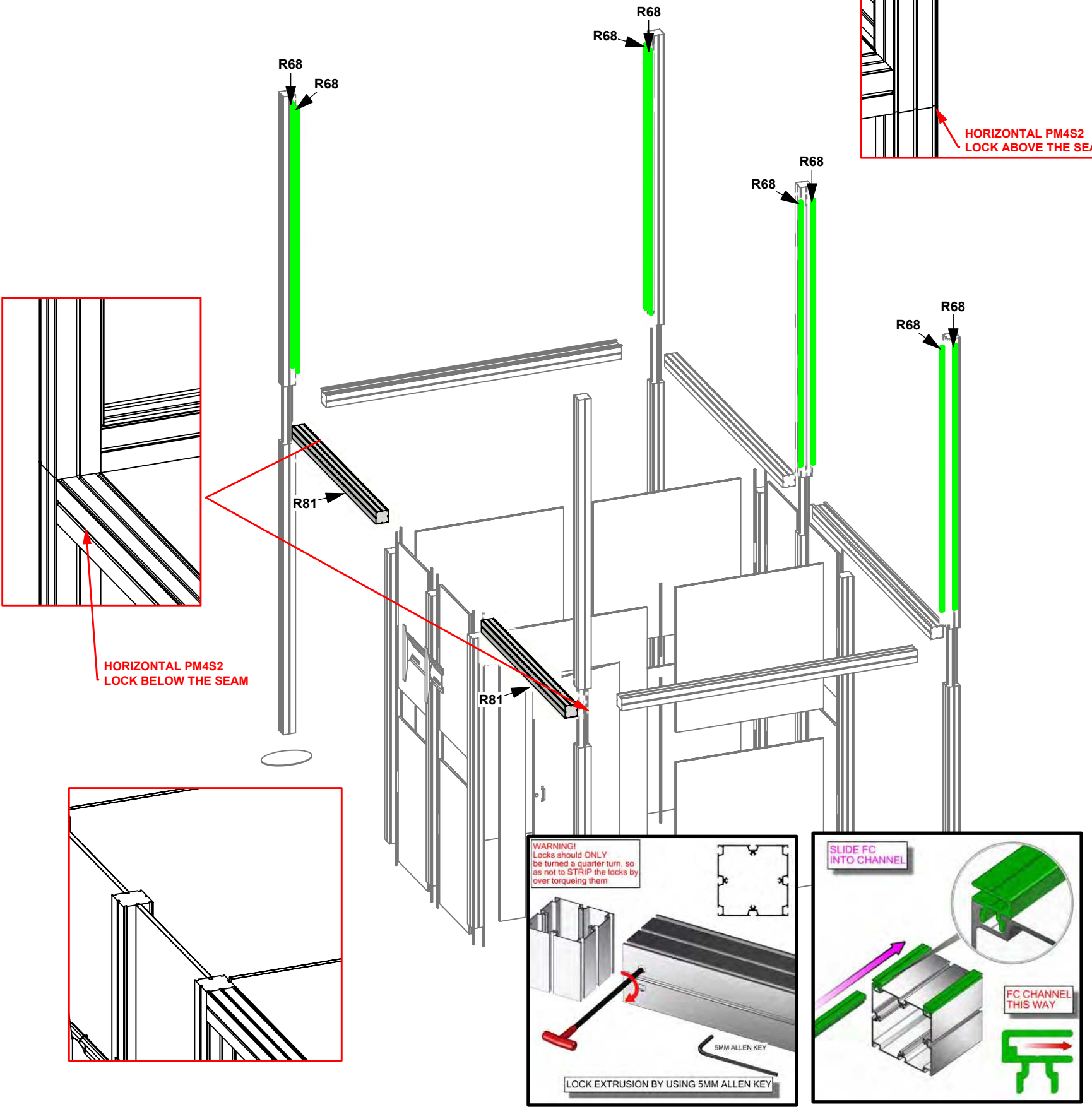
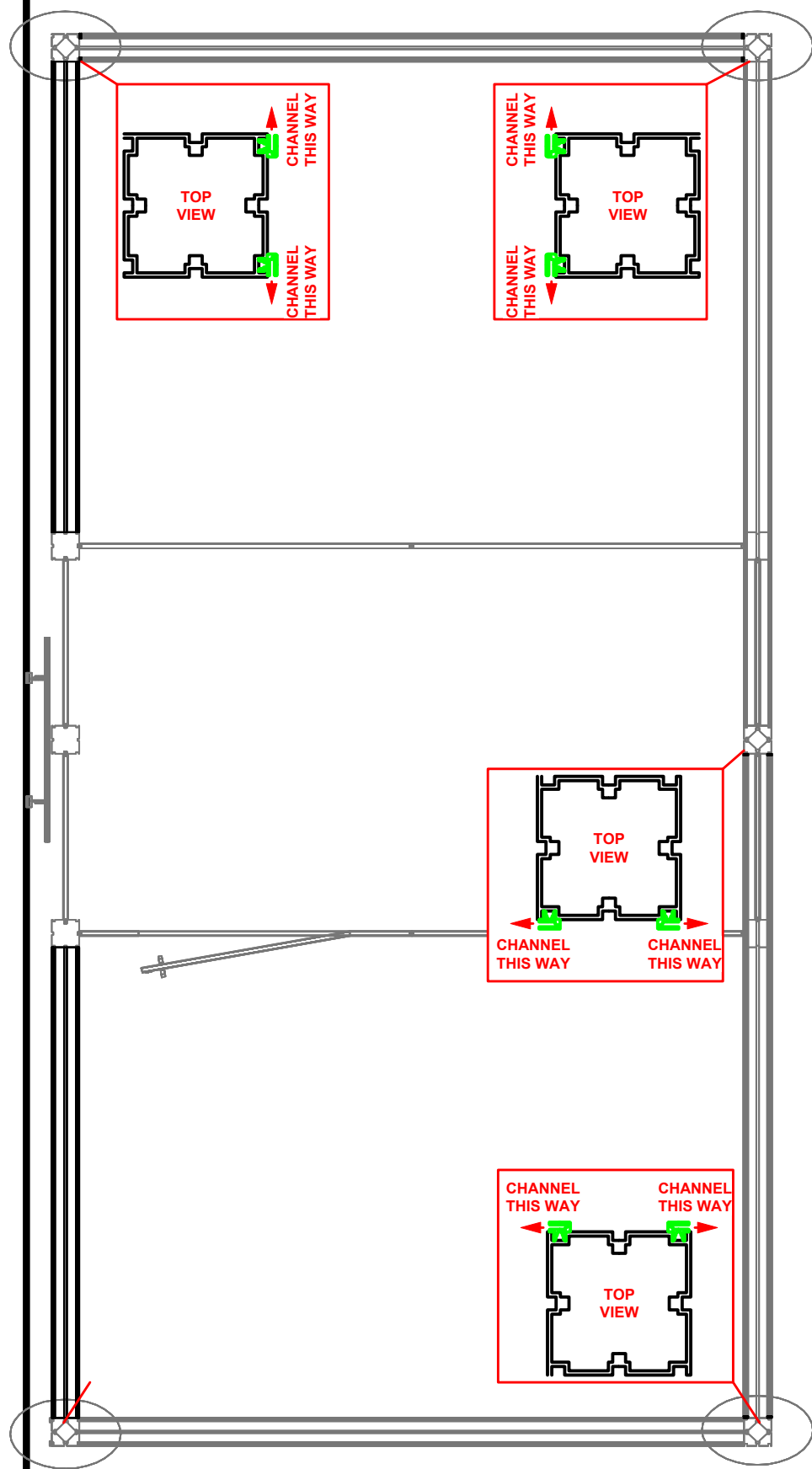
Title: SET-UP INSTRUCTIONS



NOTE: MAKE SURE TO SLIDE FC EXTRUSION BEFORE



Code	#	Description
R81	2	1700MM (66.93") 100MM PM4S2 SQUARE EXTRUSION WITH LOCKS 2 ENDS
R68	10	2186MM (86.06") FABRIC CONNECTION EXTRUSION

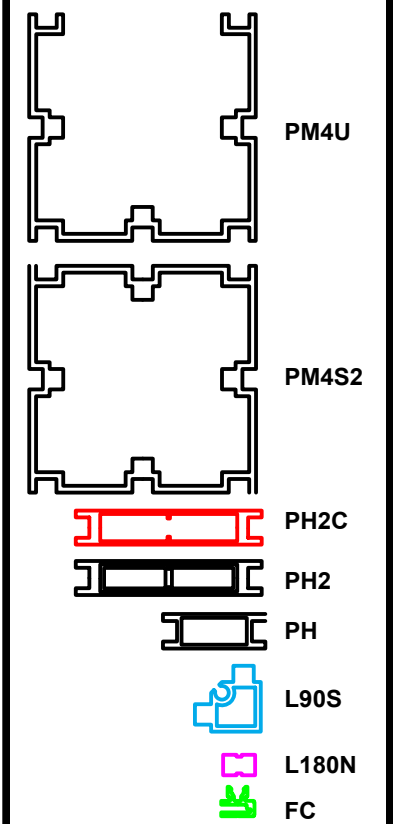


1. Redesign of this exhibit without approval by manufacturer may result in dangerous and unsafe structures. Manufacturer disclaims any responsibility for redesigned exhibits it does not approve in writing.

2. Parts and components such as panels and extrusions are manufactured to metric sizing. Where ever possible sizes have been noted in feet and inches as well as in metric. Below is the imperial to metric sizing table as reference. "Nominal" refers to approximate size.

2400mm = (94 1/2")	Phone Line / Fax
2100mm = (82 5/8")	Internet connection
1800mm = (70 7/8")	Outlet
1500mm = (59")	Main Drop (point of distrution)
1200mm = (47 1/4")	
900mm = (35 1/2")	
600mm = (23 5/8")	
300mm = (11 7/8")	

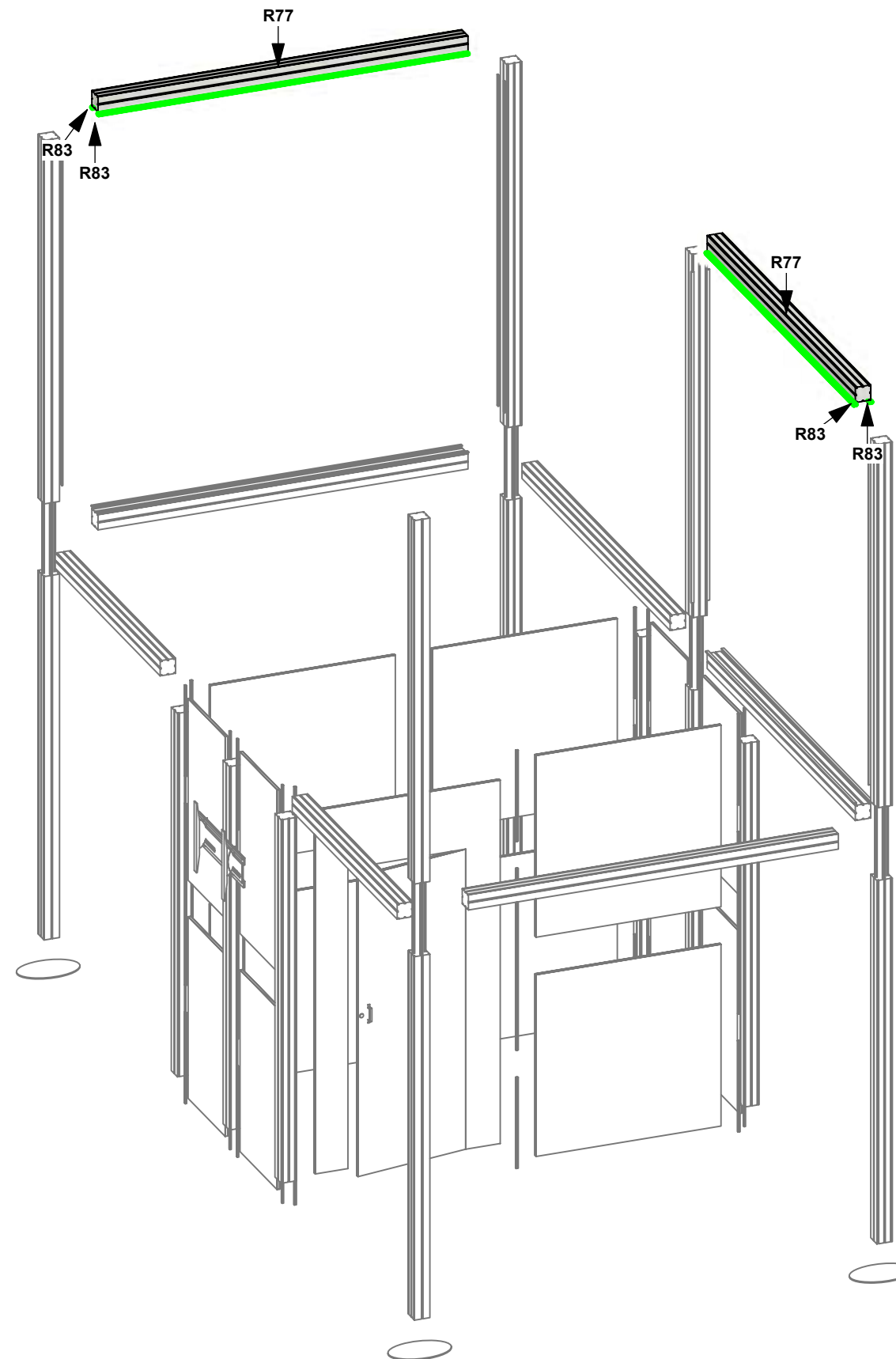
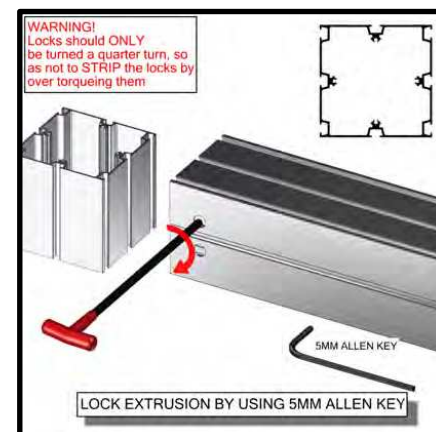
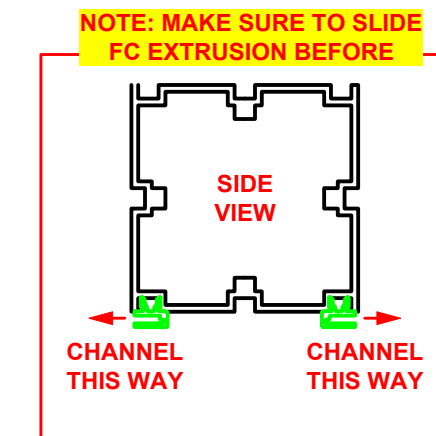
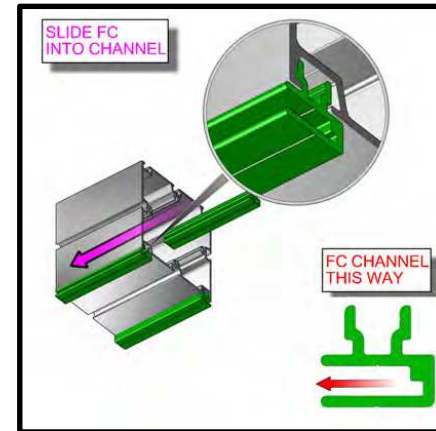
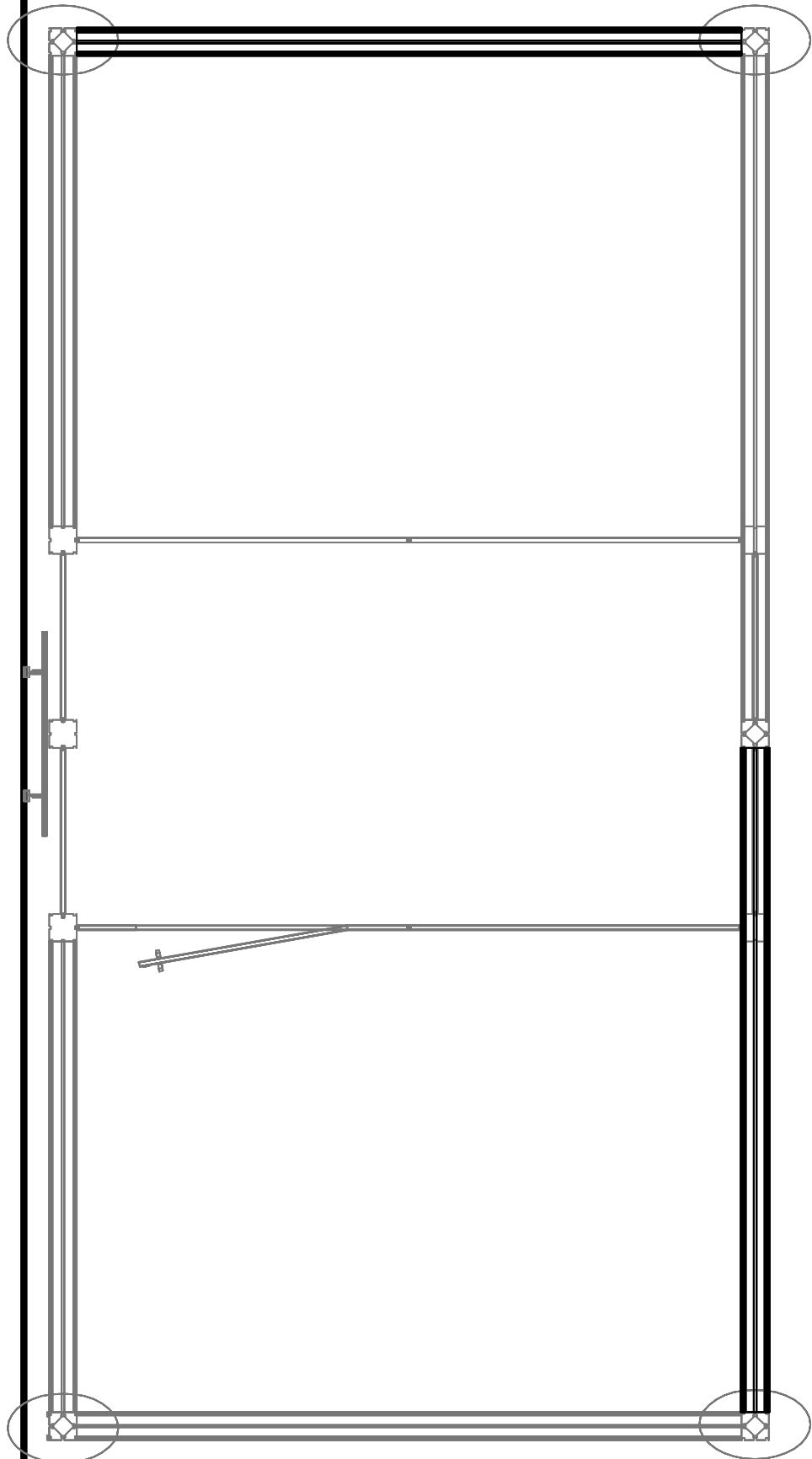
--- Wire running under carpet ---



HYBRID PRO RENTAL KIT

Title: SET-UP INSTRUCTIONS

Code	#	Description
R77	2	2400MM (94.49") 100MM PM4S2 SQUARE EXTRUSION WITH LOCKS 2 ENDS
R83	4	2400MM (94.49") FABRIC CONNECTION EXTRUSION

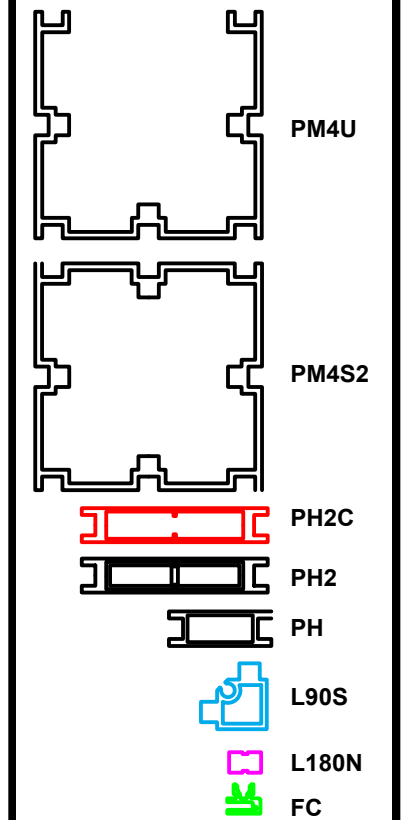


1. Redesign of this exhibit without approval by manufacturer may result in dangerous and unsafe structures. Manufacturer disclaims any responsibility for redesigned exhibits it does not approve in writing.

2. Parts and components such as panels and extrusions are manufactured to metric sizing. Where ever possible sizes have been noted in feet and inches as well as in metric. Below is the imperial to metric sizing table as reference. "Nominal" refers to approximate size.

2400mm = (94 1/2")	Phone Line / Fax
2100mm = (82 5/8")	Internet connection
1800mm = (70 7/8")	Outlet
1500mm = (59")	Main Drop (point of distrution)
1200mm = (47 1/4")	
900mm = (35 1/2")	
600mm = (23 5/8")	
300mm = (11 7/8")	

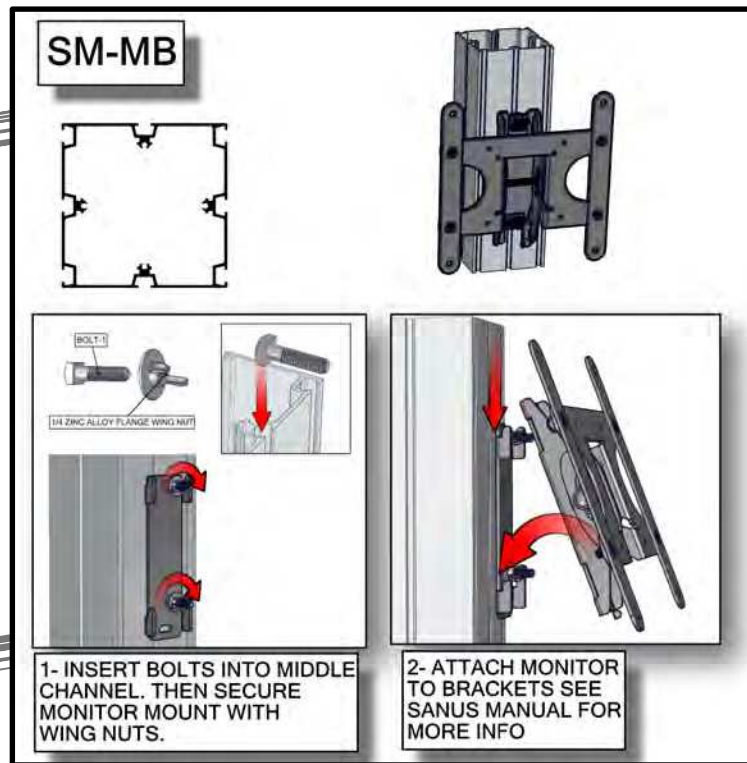
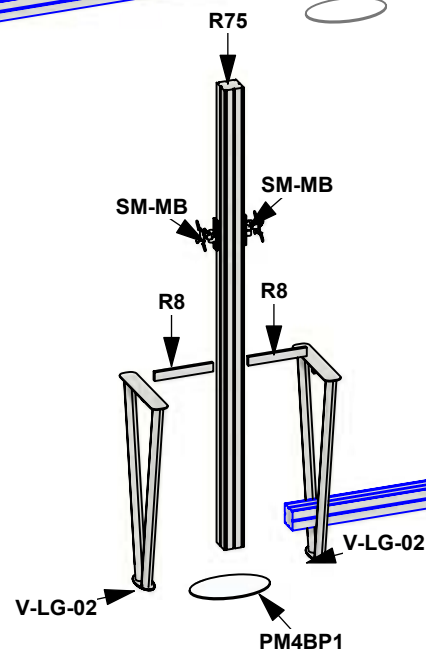
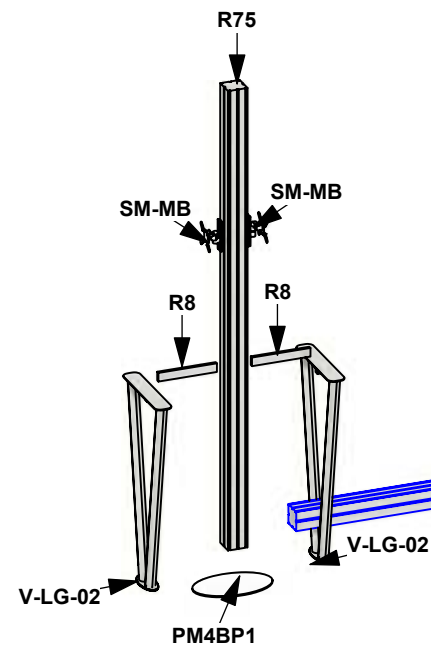
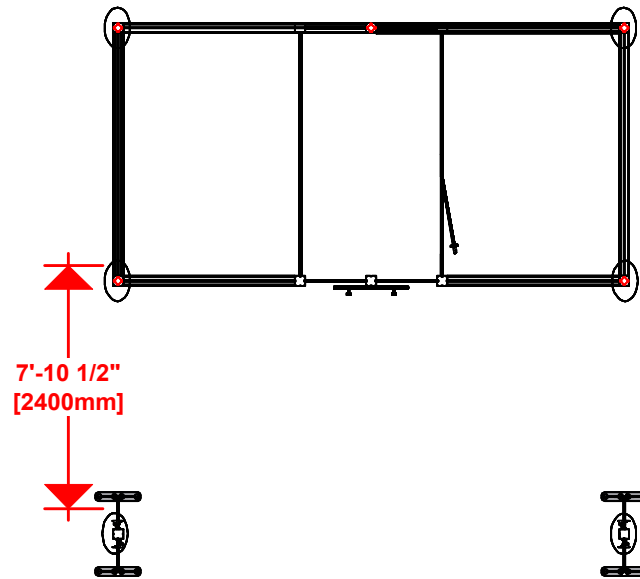
--- Wire running under carpet



HYBRID PRO RENTAL KIT

Title: SET-UP INSTRUCTIONS

Code	#	Description
R8	4	300MM (11 13/16") PH WITH SLIDE LOCK AT BOTH ENDS
V-MOD-LEG-2	4	
V-LG-02	4	1005MM X 450MM (39 9/16 " X 17 23/32") V LEG 50MM CHANNEL TUBE
PM4BP1	2	15 3/4" X 9 7/8" ALUMINUM BASE PLATE
R75	2	2400MM (94.49") 100MM PM4S2 SQUARE EXTRUSION WITH STOPS AT 305MM
SM-MB	4	SF203-S1 MONITOR BRACKET (13"-39" at 50 lbs. max.)

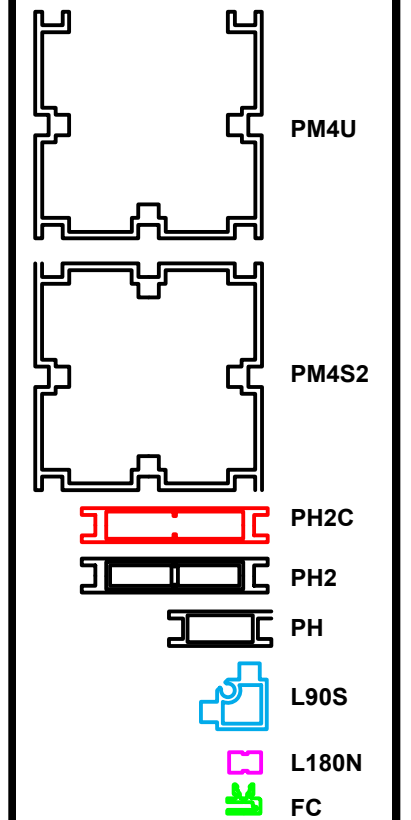


1. Redesign of this exhibit without approval by manufacturer may result in dangerous and unsafe structures. Manufacturer disclaims any responsibility for redesigned exhibits it does not approve in writing.

2. Parts and components such as panels and extrusions are manufactured to metric sizing. Where ever possible sizes have been noted in feet and inches as well as in metric. Below is the imperial to metric sizing table as reference. "Nominal" refers to approximate size.

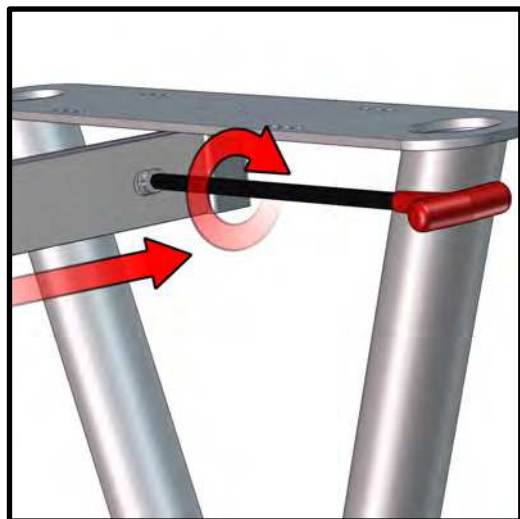
2400mm = (94 1/2")	Phone Line / Fax
2100mm = (82 5/8")	Internet connection
1800mm = (70 7/8")	Outlet
1500mm = (59")	Main Drop (point of distrution)
1200mm = (47 1/4")	
900mm = (35 1/2")	
600mm = (23 5/8")	
300mm = (11 7/8")	

--- Wire running under carpet



PLACE PM4S2-2400 [94 1/2"] FOR REFERENCE ONLY

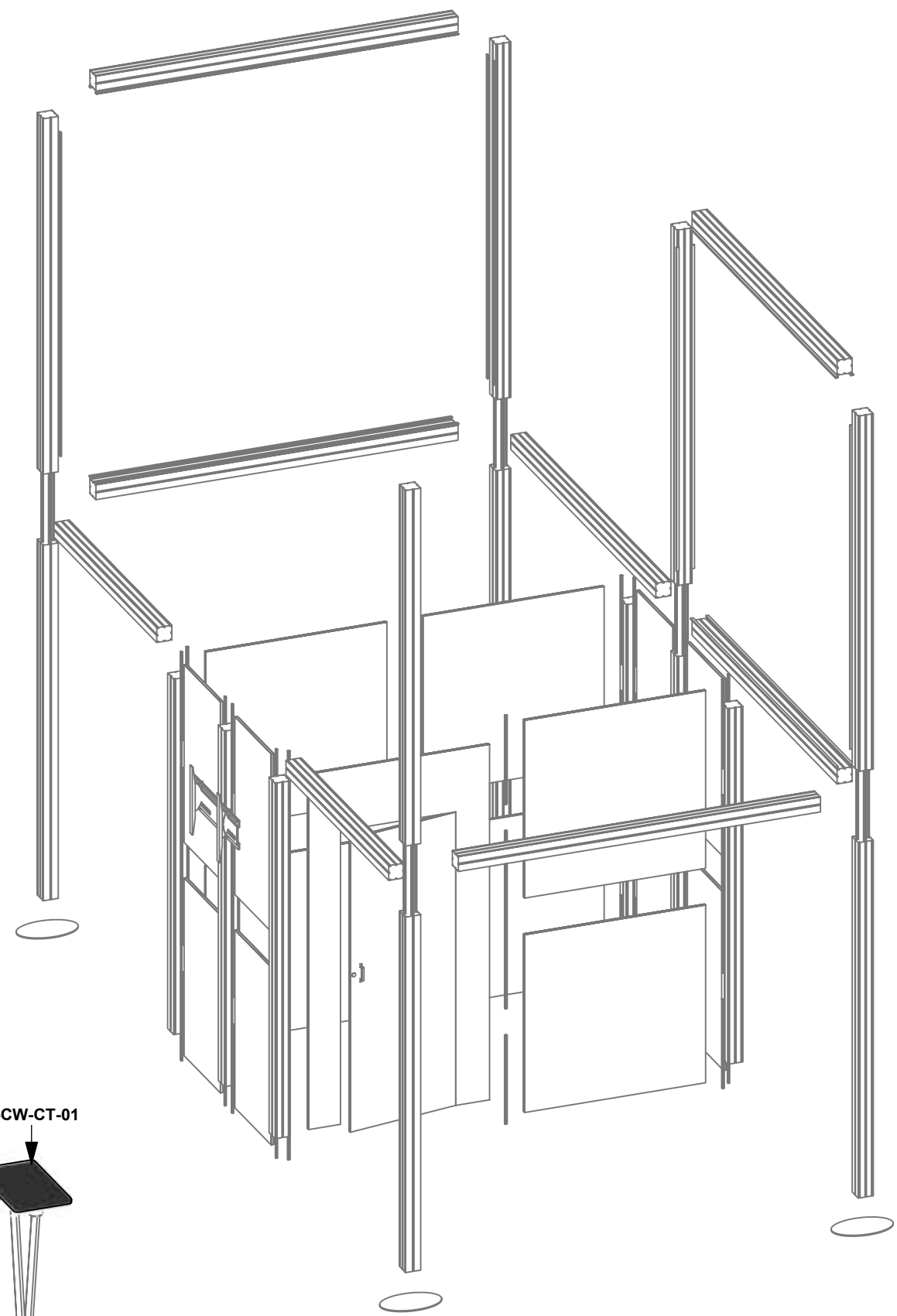
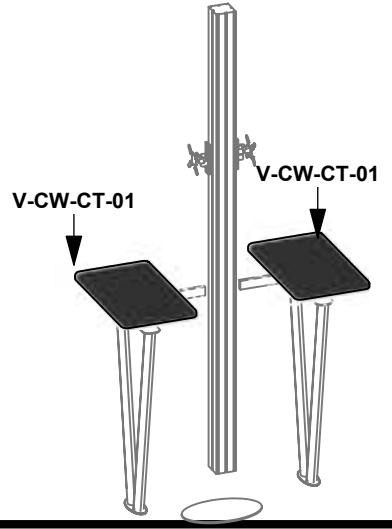
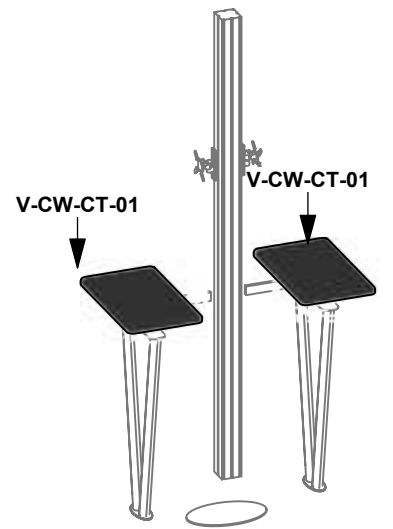
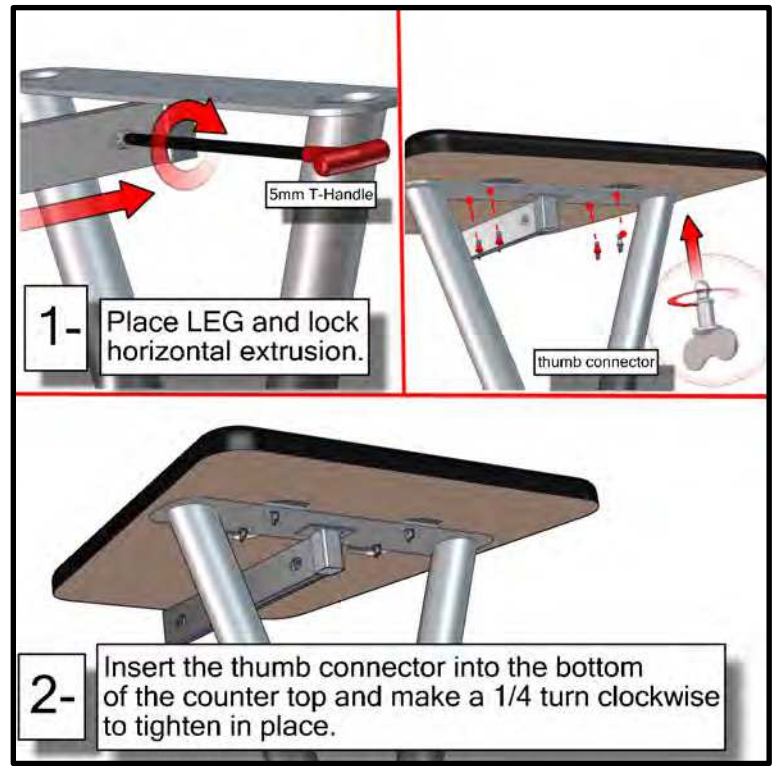
PLACE PM4S2-2400 [94 1/2"] FOR REFERENCE ONLY



HYBRID PRO RENTAL KIT

Title: SET-UP INSTRUCTIONS

Code	#	Description
V-CW-CT-01	4	384MM X 646MM (15 1/8" X 25 7/16") HYBRID RECTANGLE TOP

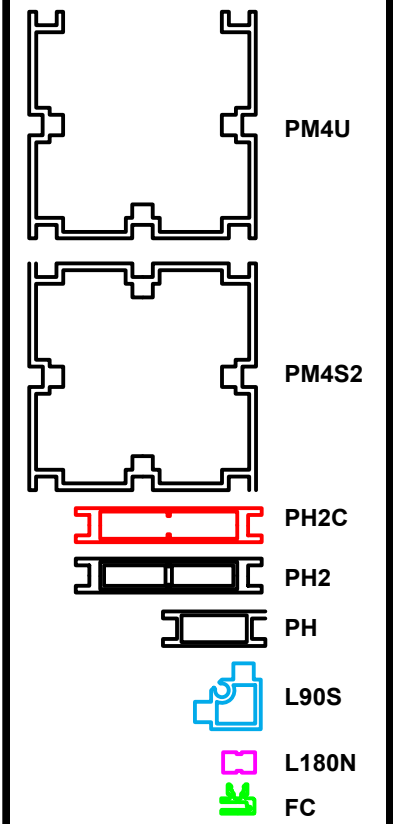


1. Redesign of this exhibit without approval by manufacturer may result in dangerous and unsafe structures. Manufacturer disclaims any responsibility for redesigned exhibits it does not approve in writing.

2. Parts and components such as panels and extrusions are manufactured to metric sizing. Where ever possible sizes have been noted in feet and inches as well as in metric. Below is the imperial to metric sizing table as reference. *Nominal" refers to approximate size.

2400mm = (94 1/2")	Phone Line / Fax
2100mm = (82 5/8")	Internet connection
1800mm = (70 7/8")	Outlet
1500mm = (59")	Main Drop (point of distrution)
1200mm = (47 1/4")	
900mm = (35 1/2")	
600mm = (23 5/8")	
300mm = (11 7/8")	

--- Wire running under carpet



HYBRID PRO RENTAL KIT

Title: SET-UP INSTRUCTIONS

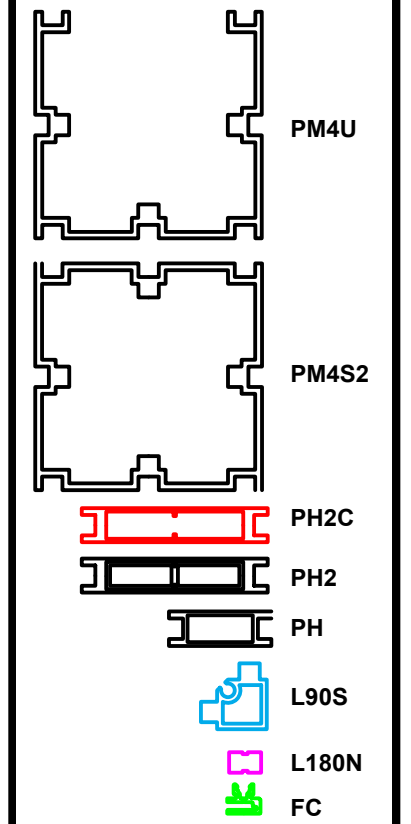
Code	#	Description
R77	2	2400MM (94.49") 100MM PM4S2 SQUARE EXTRUSION WITH LOCKS 2 ENDS
R75	2	2400MM (94.49") 100MM PM4S2 SQUARE EXTRUSION WITH STOPS AT 305MM E
R68	2	2186MM (86.06") FABRIC CONNECTION EXTRUSION
R83	2	2400MM (94.49") FABRIC CONNECTION EXTRUSION
R13	2	600MM (23.62") PM4D CONNECTOR WITH TENSION GLIDES

1. Redesign of this exhibit without approval by manufacturer may result in dangerous and unsafe structures. Manufacturer disclaims any responsibility for redesigned exhibits it does not approve in writing.

2. Parts and components such as panels and extrusions are manufactured to metric sizing. Where ever possible sizes have been noted in feet and inches as well as in metric. Below is the imperial to metric sizing table as reference. "Nominal" refers to approximate size.

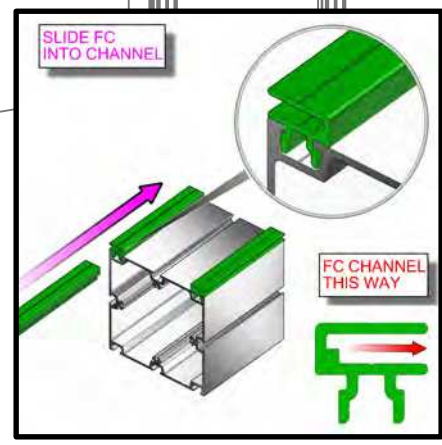
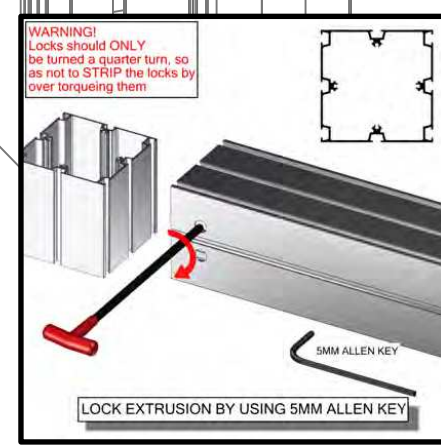
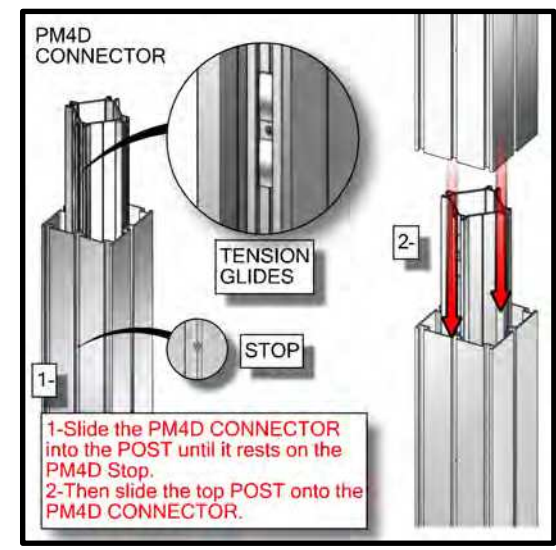
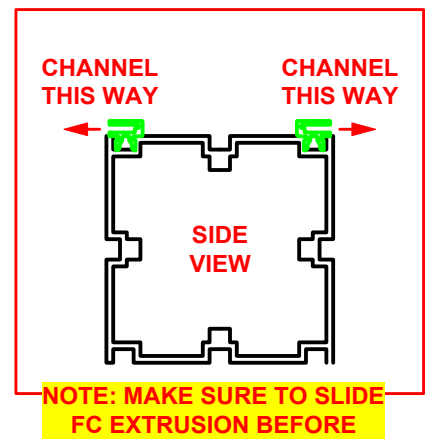
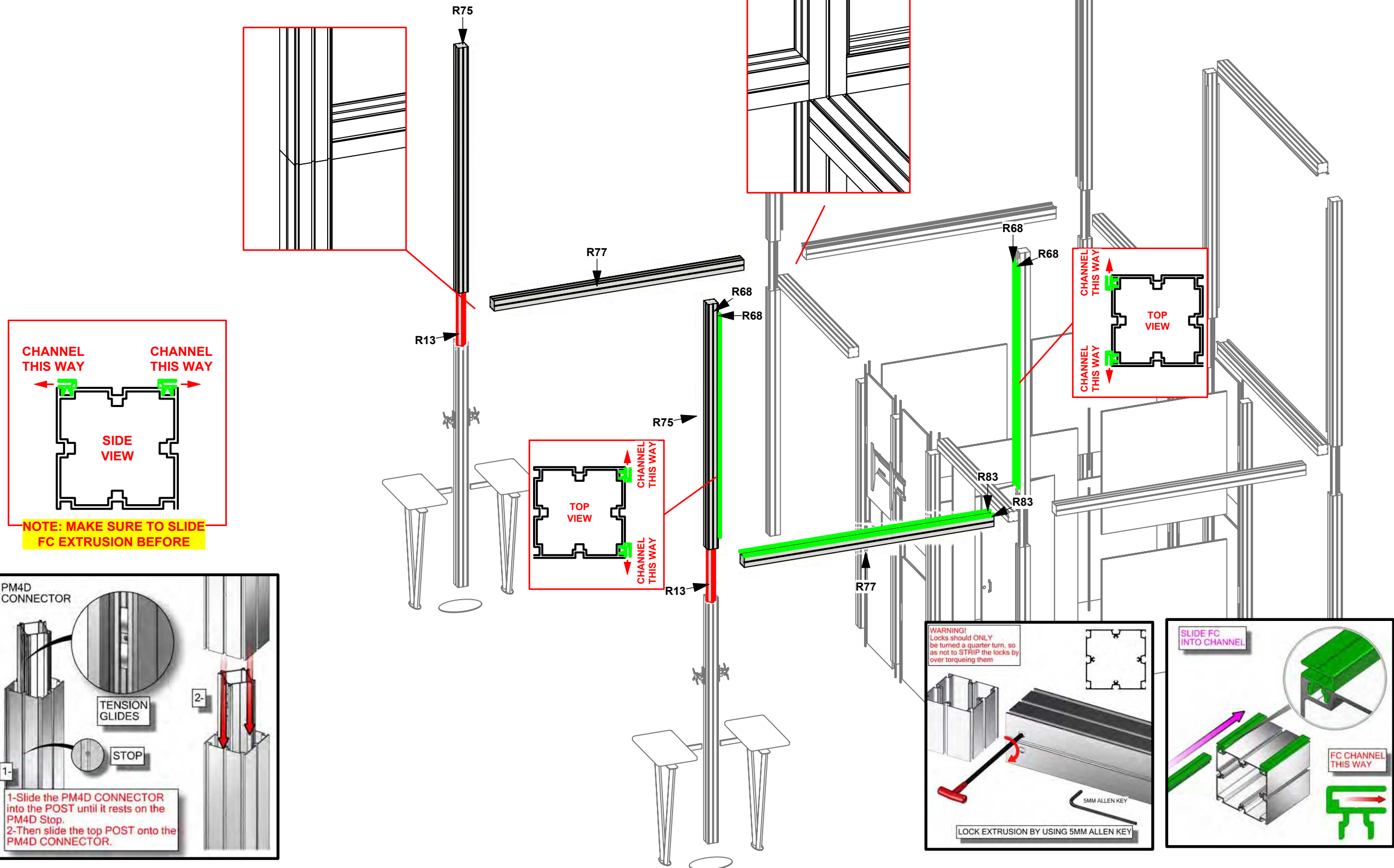
2400mm = (94 1/2")	Phone Line / Fax
2100mm = (82 5/8")	Internet connection
1800mm = (70 7/8")	Outlet
1500mm = (59")	Main Drop (point of distrution)
1200mm = (47 1/4")	
900mm = (35 1/2")	
600mm = (23 5/8")	
300mm = (11 7/8")	

--- Wire running under carpet



HYBRID PRO RENTAL KIT

Title: SET-UP INSTRUCTIONS



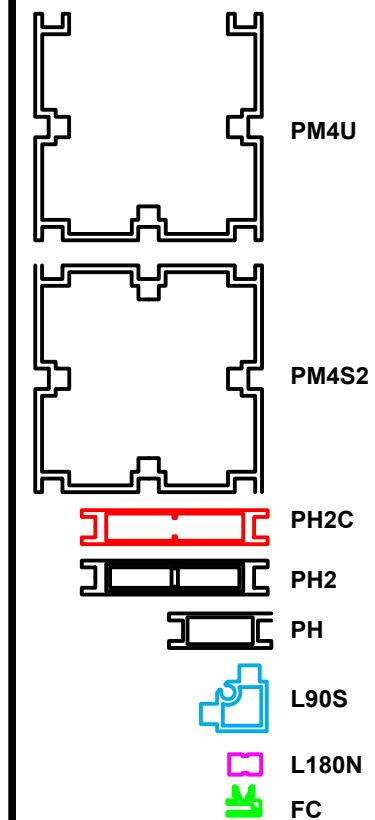
Code	#	Description
PM4BP1	1	15 3/4" X 9 7/8" ALUMINUM BASE PLATE
R77	2	2400MM (94.49") 100MM PM4S2 SQUARE EXTRUSION WITH LOCKS 2 ENDS
R68	4	2186MM (86.06") FABRIC CONNECTION EXTRUSION
R83	2	2400MM (94.49") FABRIC CONNECTION EXTRUSION
R75	2	2400MM (94.49") 100MM PM4S2 SQUARE EXTRUSION WITH STOPS AT 305MM
R13	1	600MM (23.62") PM4D CONNECTOR WITH TENSION GLIDES

1. Redesign of this exhibit without approval by manufacturer may result in dangerous and unsafe structures. Manufacturer disclaims any responsibility for redesigned exhibits it does not approve in writing.

2. Parts and components such as panels and extrusions are manufactured to metric sizing. Where ever possible sizes have been noted in feet and inches as well as in metric. Below is the imperial to metric sizing table as reference. "Nominal" refers to approximate size.

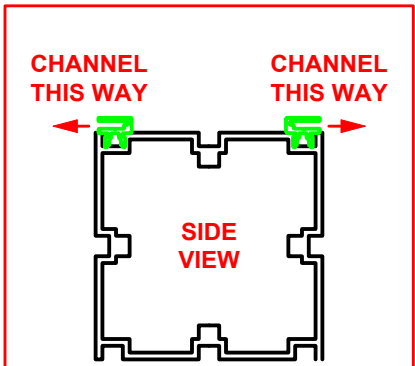
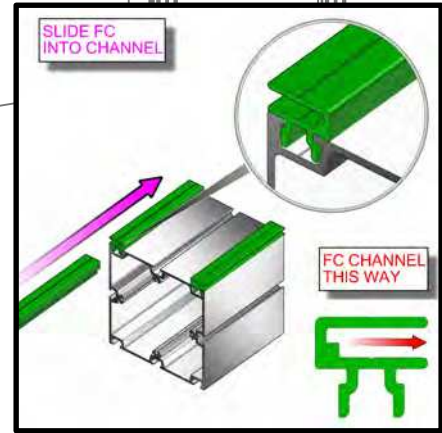
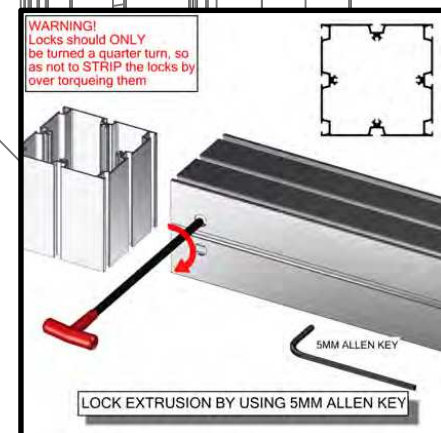
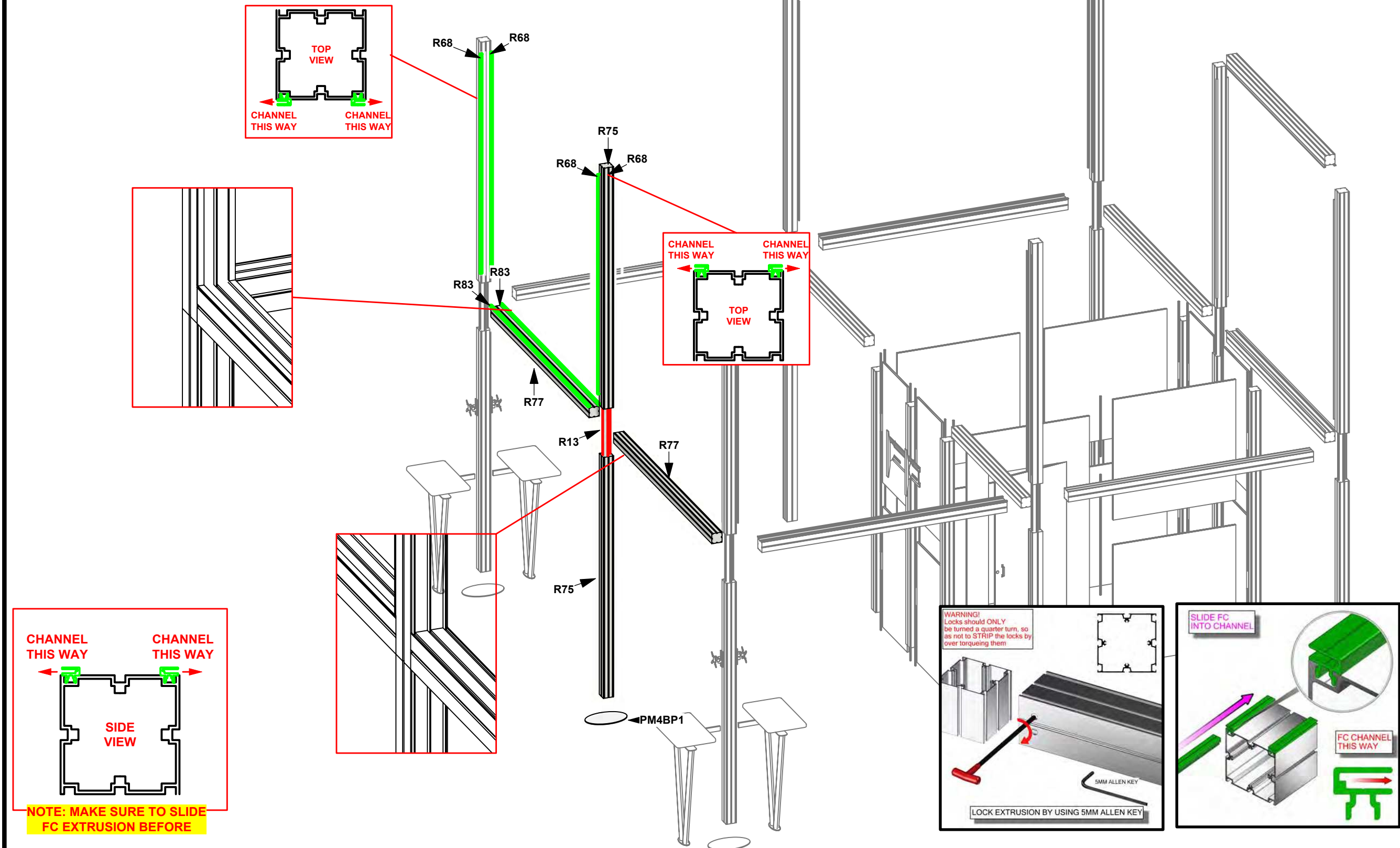
2400mm = (94 1/2")	Phone Line / Fax
2100mm = (82 5/8")	Internet connection
1800mm = (70 7/8")	Outlet
1500mm = (59")	Main Drop (point of distrution)
1200mm = (47 1/4")	
900mm = (35 1/2")	
600mm = (23 5/8")	
300mm = (11 7/8")	

--- Wire running under carpet



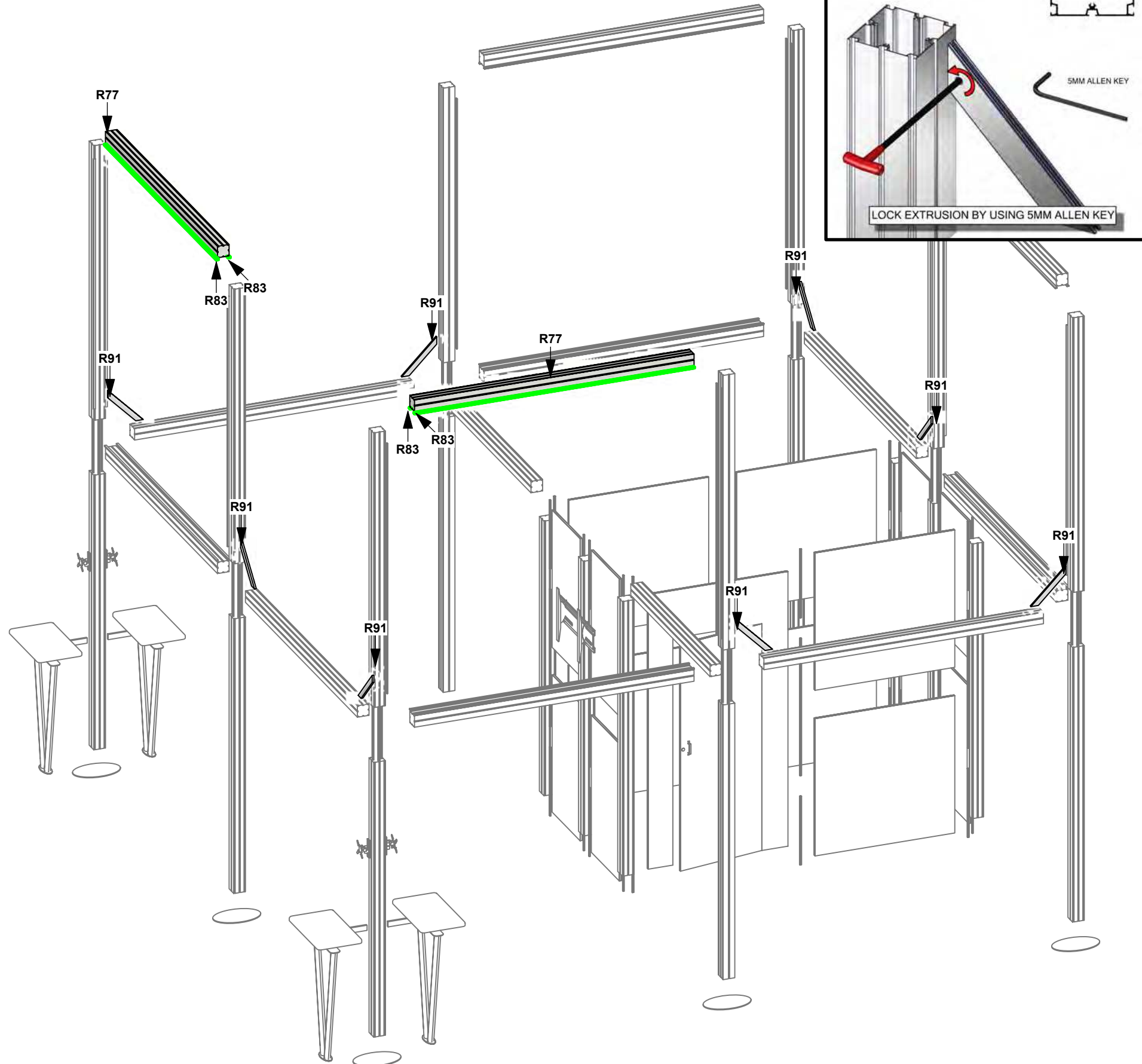
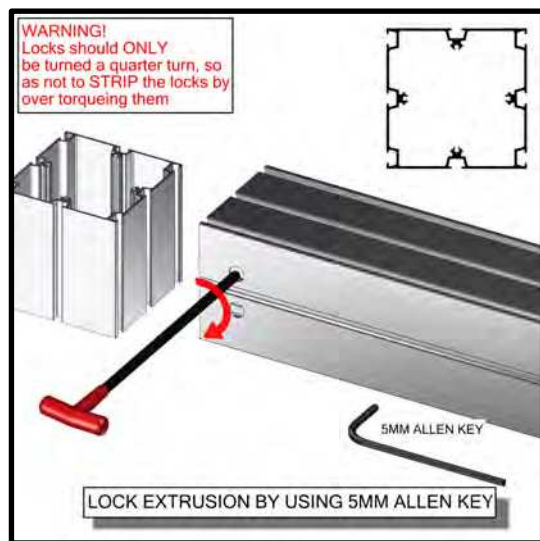
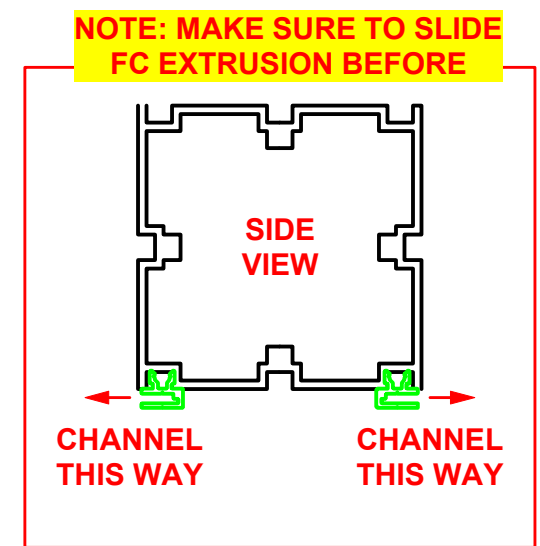
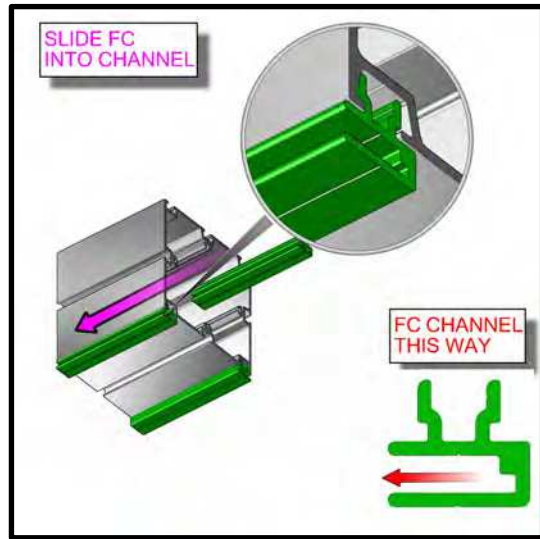
HYBRID PRO RENTAL KIT

Title: SET-UP INSTRUCTIONS



NOTE: MAKE SURE TO SLIDE FC EXTRUSION BEFORE

Code	#	Description
R77	2	2400MM (94.49") 100MM PM4S2 SQUARE EXTRUSION WITH LOCKS 2 ENDS
R91	8	300MM PH SILVER EXTRUSION WITH MITER CUTS & 45 DEGREE LOCKS B
R83	4	2400MM (94.49") FABRIC CONNECTION EXTRUSION

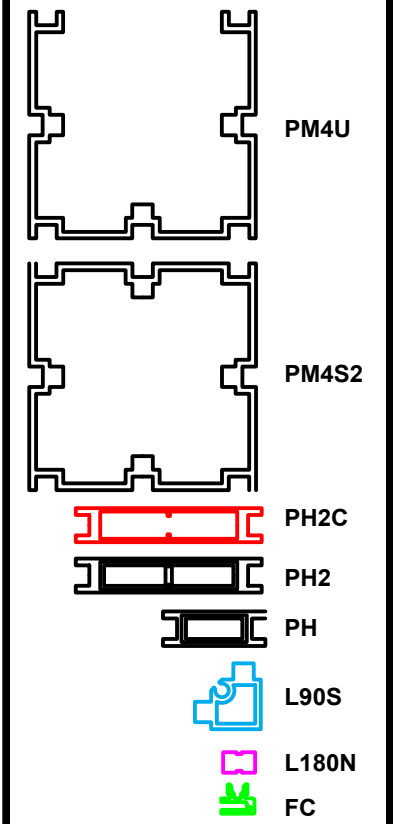


1. Redesign of this exhibit without approval by manufacturer may result in dangerous and unsafe structures. Manufacturer disclaims any responsibility for redesigned exhibits it does not approve in writing.

2. Parts and components such as panels and extrusions are manufactured to metric sizing. Where ever possible sizes have been noted in feet and inches as well as in metric. Below is the imperial to metric sizing table as reference. *Nominal" refers to approximate size.

2400mm = (94 1/2")	☎ Phone Line / Fax
2100mm = (82 5/8")	🌐 Internet connection
1800mm = (70 7/8")	🔌 Outlet
1500mm = (59")	⚡ Main Drop (point of distrution)
1200mm = (47 1/4")	
900mm = (35 1/2")	
600mm = (23 5/8")	
300mm = (11 7/8")	

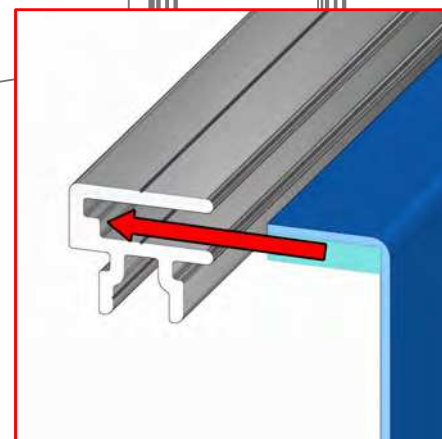
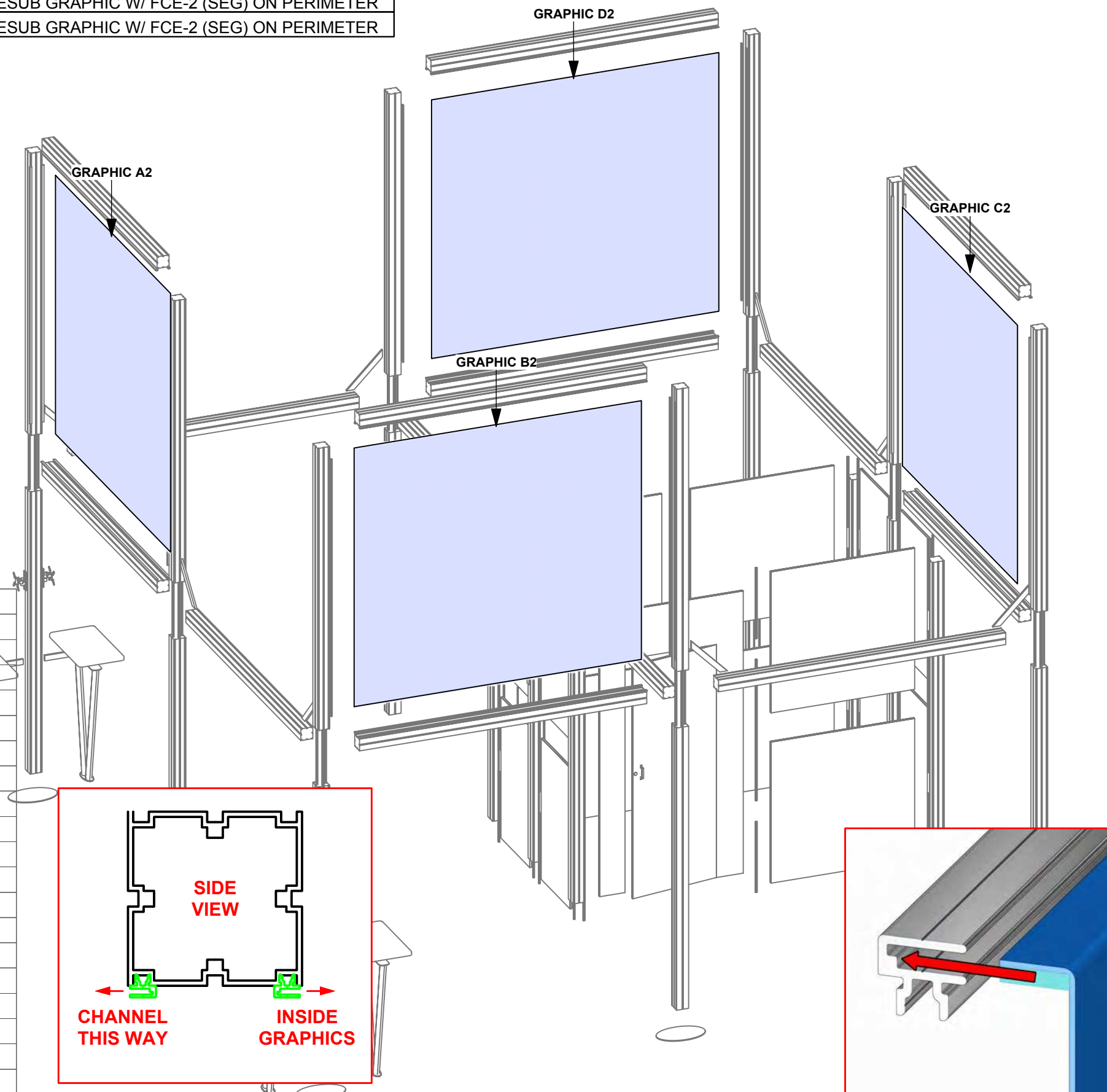
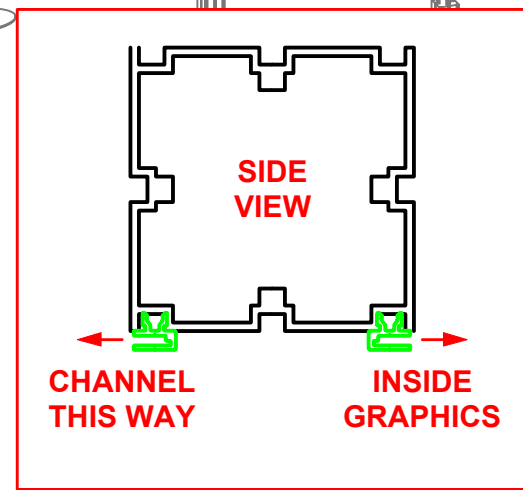
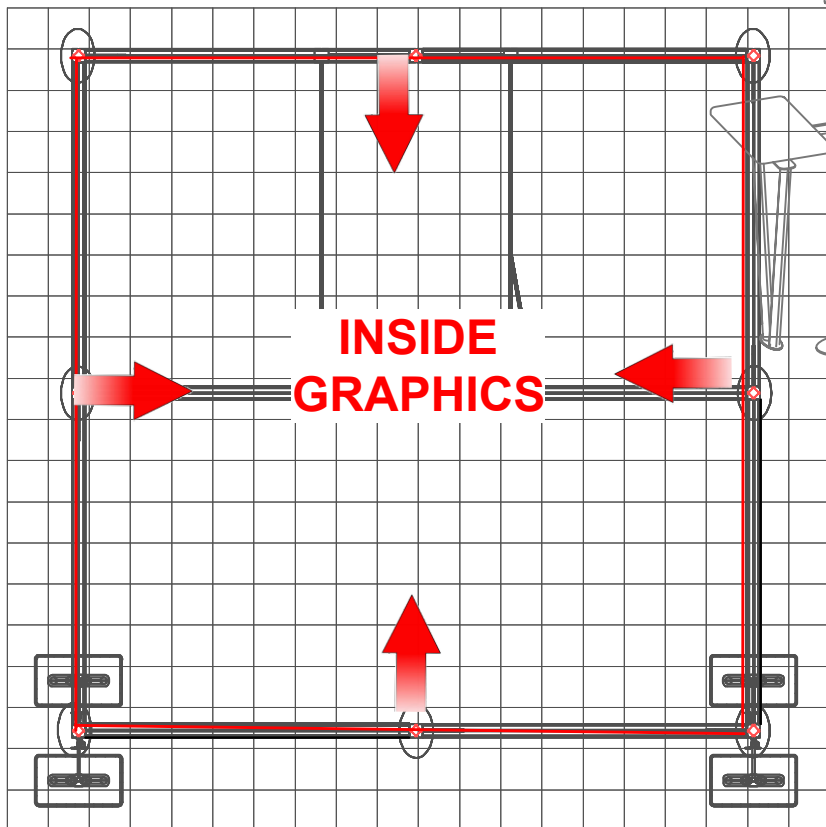
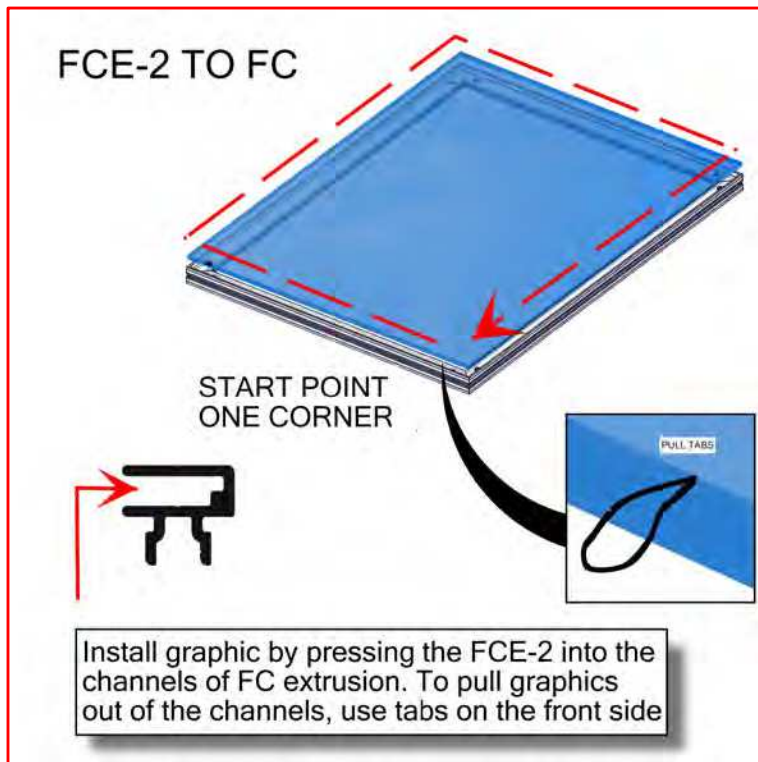
--- Wire running under carpet



HYBRID PRO RENTAL KIT

Title: SET-UP INSTRUCTIONS

Code	#	Description
GRAPHIC C2	1	86 5/8" (H) X 94 1/2" (W) SINGLE SIDED DYESUB GRAPHIC W/ FCE-2 (SEG) ON PERIMETER
GRAPHIC D2	1	86 5/8" (H) X 94 1/2" (W) SINGLE SIDED DYESUB GRAPHIC W/ FCE-2 (SEG) ON PERIMETER
GRAPHIC A2	1	86 5/8" (H) X 94 1/2" (W) SINGLE SIDED DYESUB GRAPHIC W/ FCE-2 (SEG) ON PERIMETER
GRAPHIC B2	1	86 5/8" (H) X 94 1/2" (W) SINGLE SIDED DYESUB GRAPHIC W/ FCE-2 (SEG) ON PERIMETER

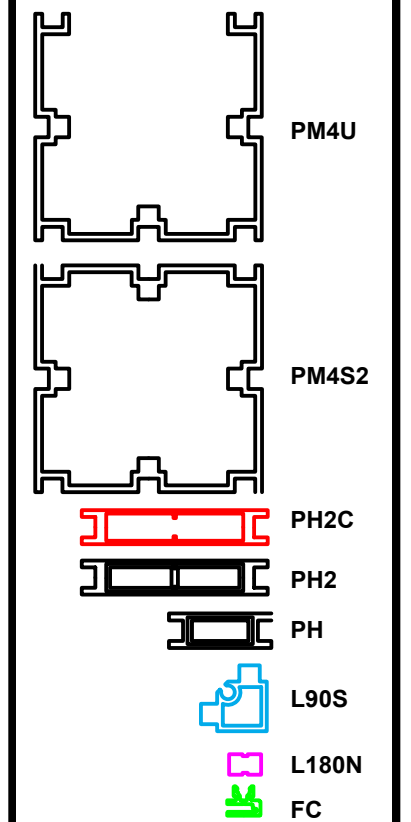


1. Redesign of this exhibit without approval by manufacturer may result in dangerous and unsafe structures. Manufacturer disclaims any responsibility for redesigned exhibits it does not approve in writing.

2. Parts and components such as panels and extrusions are manufactured to metric sizing. Where ever possible sizes have been noted in feet and inches as well as in metric. Below is the imperial to metric sizing table as reference. "Nominal" refers to approximate size.

2400mm = (94 1/2")	Phone Line / Fax
2100mm = (82 5/8")	Internet connection
1800mm = (70 7/8")	Outlet
1500mm = (59")	Main Drop (point of distrution)
1200mm = (47 1/4")	
900mm = (35 1/2")	
600mm = (23 5/8")	
300mm = (11 7/8")	

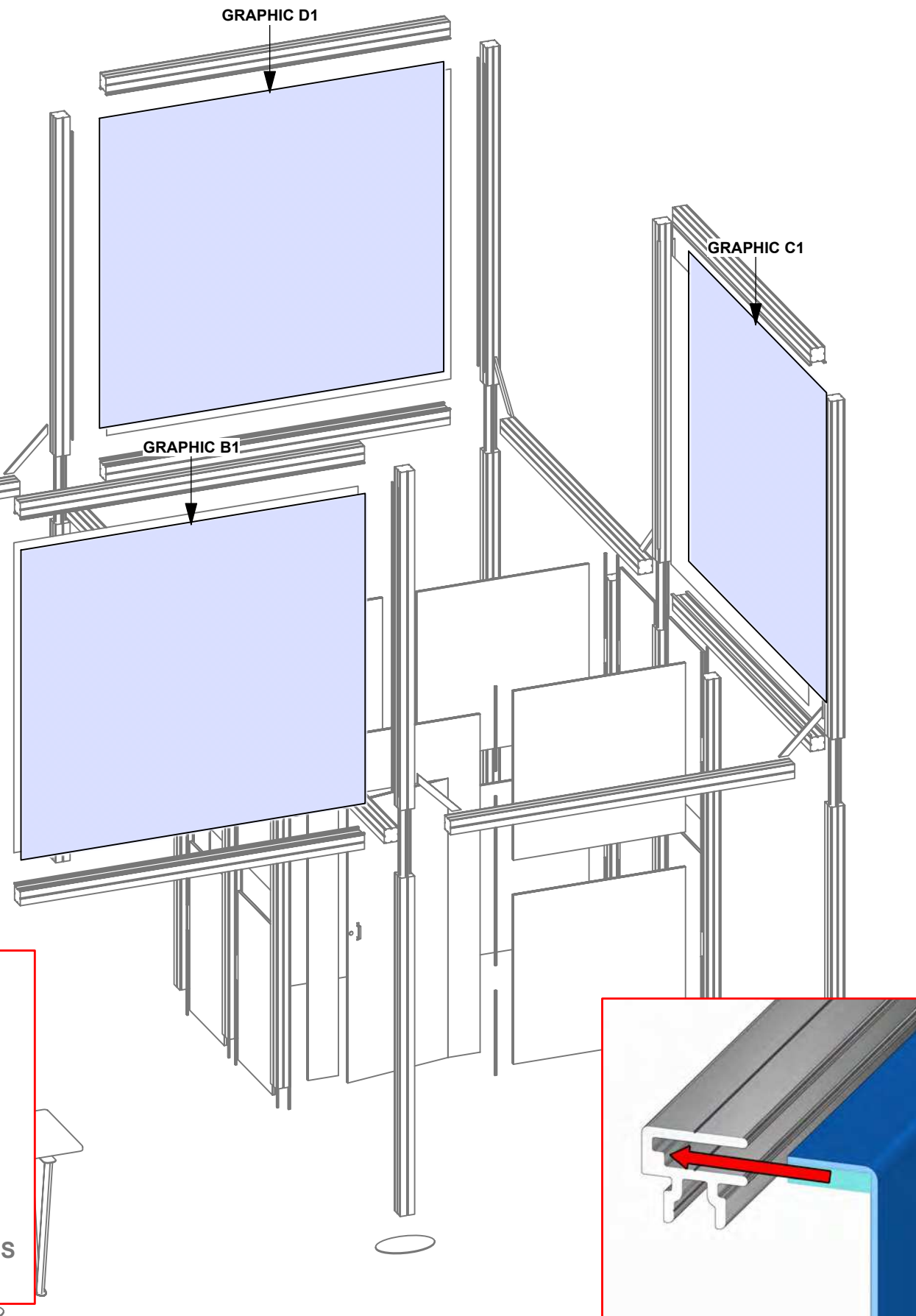
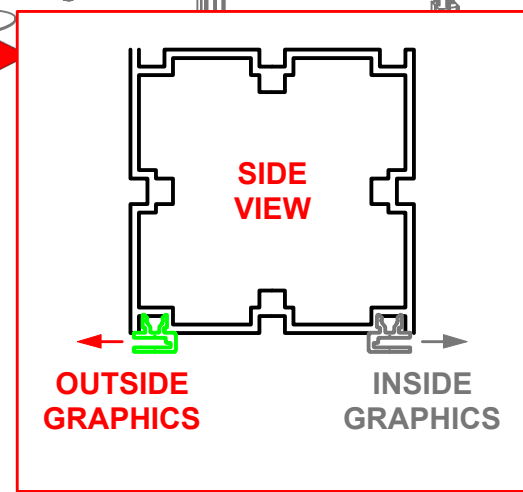
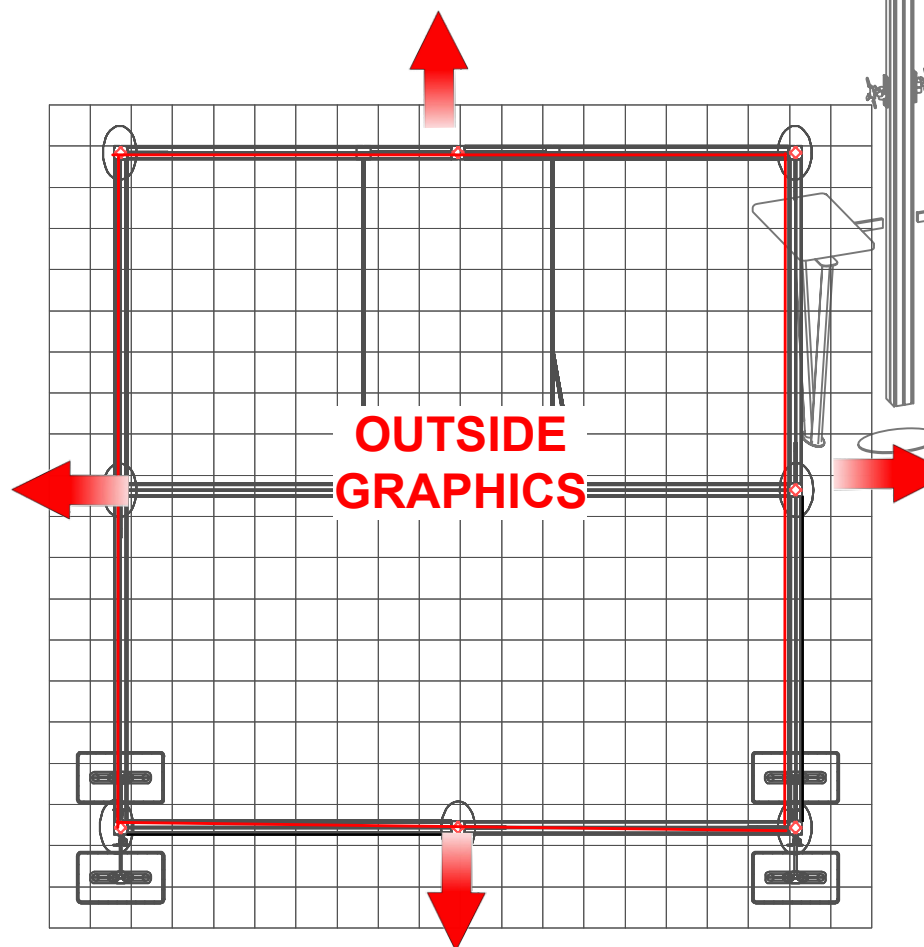
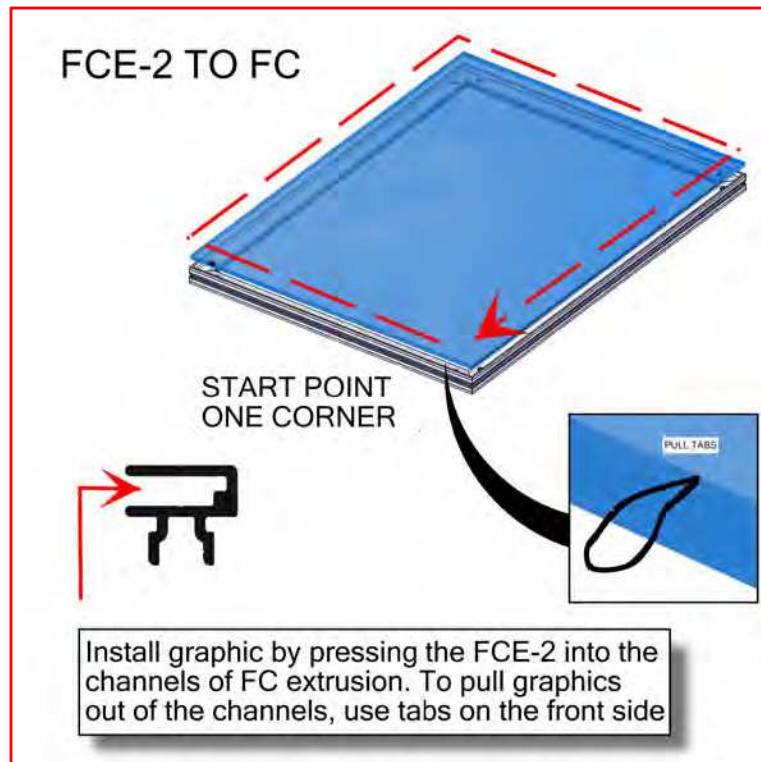
--- Wire running under carpet



HYBRID PRO RENTAL KIT

Title: SET-UP INSTRUCTIONS

Code	#	Description
GRAPHIC C1	1	86 5/8" (H) X 94 1/2" (W) SINGLE SIDED DYESUB GRAPHIC W/ FCE-2
GRAPHIC D1	1	86 5/8" (H) X 94 1/2" (W) SINGLE SIDED DYESUB GRAPHIC W/ FCE-2
GRAPHIC A1	1	86 5/8" (H) X 94 1/2" (W) SINGLE SIDED DYESUB GRAPHIC W/ FCE-2
GRAPHIC B1	1	86 5/8" (H) X 94 1/2" (W) SINGLE SIDED DYESUB GRAPHIC W/ FCE-2

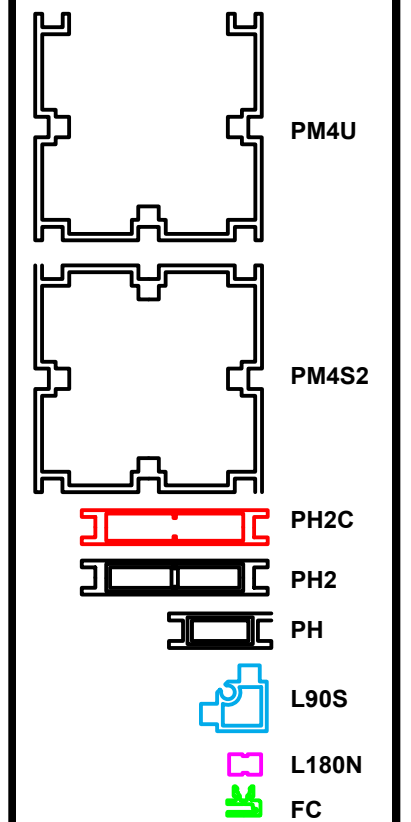


1. Redesign of this exhibit without approval by manufacturer may result in dangerous and unsafe structures. Manufacturer disclaims any responsibility for redesigned exhibits it does not approve in writing.

2. Parts and components such as panels and extrusions are manufactured to metric sizing. Where ever possible sizes have been noted in feet and inches as well as in metric. Below is the imperial to metric sizing table as reference. "Nominal" refers to approximate size.

2400mm = (94 1/2")	Phone Line / Fax
2100mm = (82 5/8")	Internet connection
1800mm = (70 7/8")	Outlet
1500mm = (59")	Main Drop (point of distrution)
1200mm = (47 1/4")	
900mm = (35 1/2")	
600mm = (23 5/8")	
300mm = (11 7/8")	

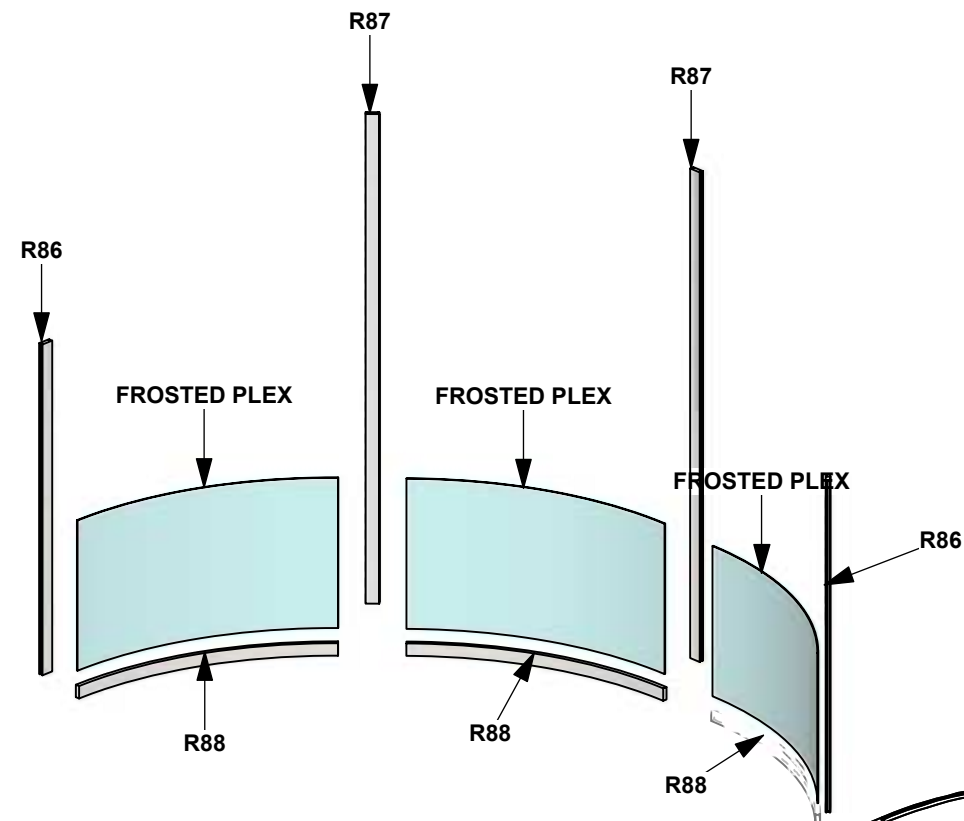
Wire running under carpet



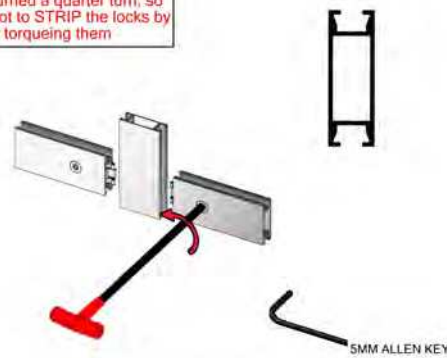
HYBRID PRO RENTAL KIT

Title: SET-UP INSTRUCTIONS

Code	#	Description
R88	6	RADIUS PH-4RN PH EXTRUSION WITH LOCKS BOTH ENDS (LO
R86	4	1200MM (47.24") PH EXTRUSION
R87	4	1779MM (70.04") PH EXTRUSION
FROSTED PLE	6	545MM (V) X 965MM X 1/8" P95 SINGLE SIDED FROSTED PLEX

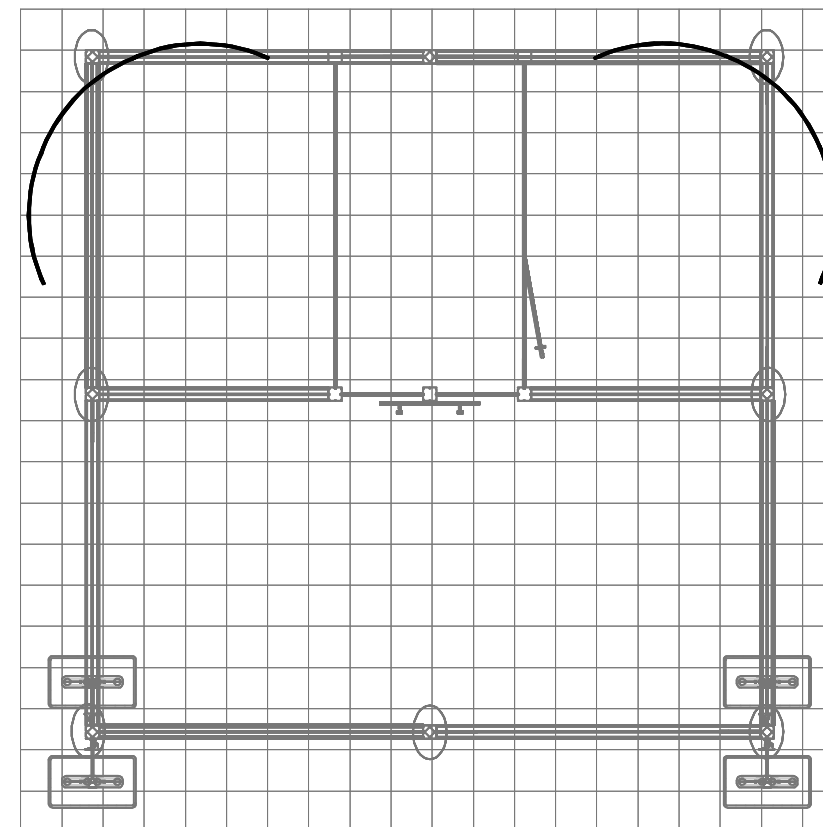
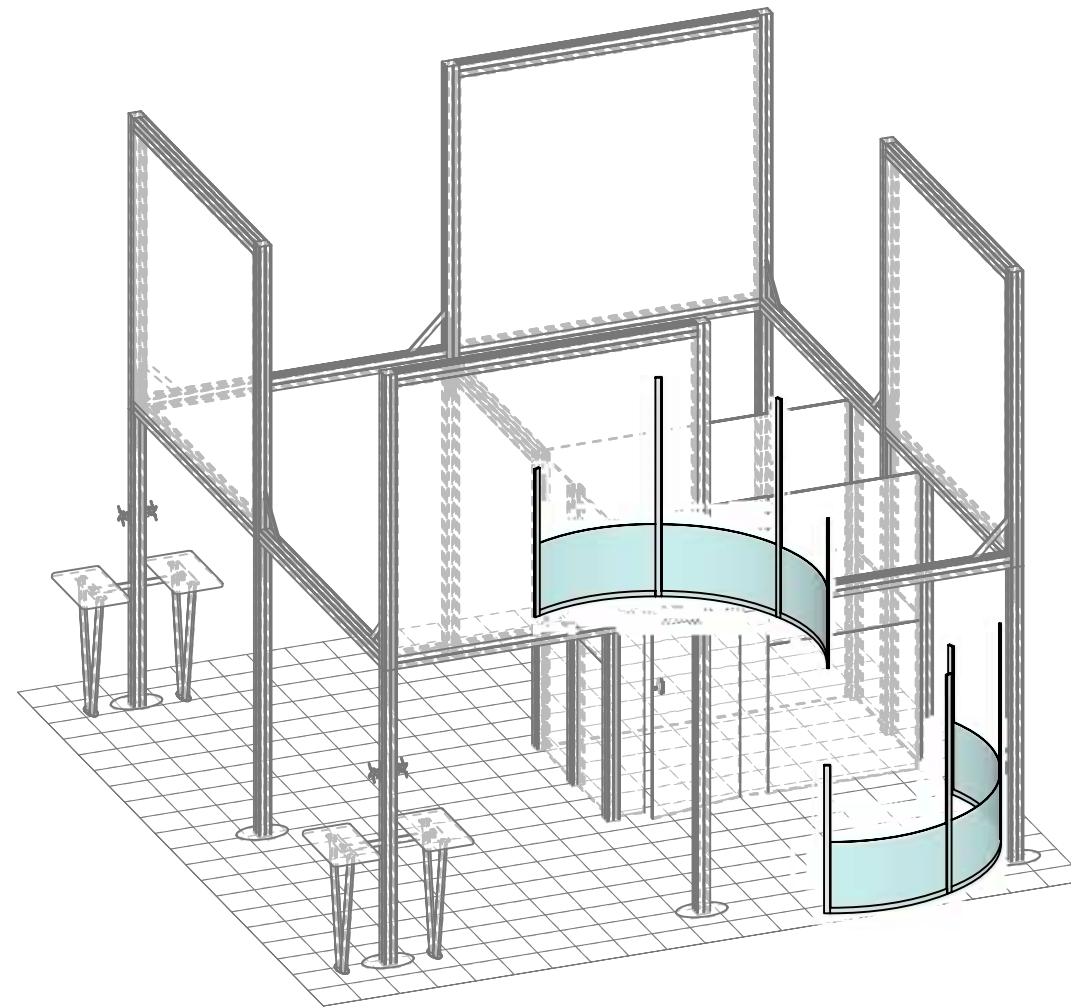


WARNING!
Locks should ONLY be turned a quarter turn, so as not to STRIP the locks by over torquing them



LOCK EXTRUSION BY USING 5MM ALLEN KEY

BUILD 2 UNITS

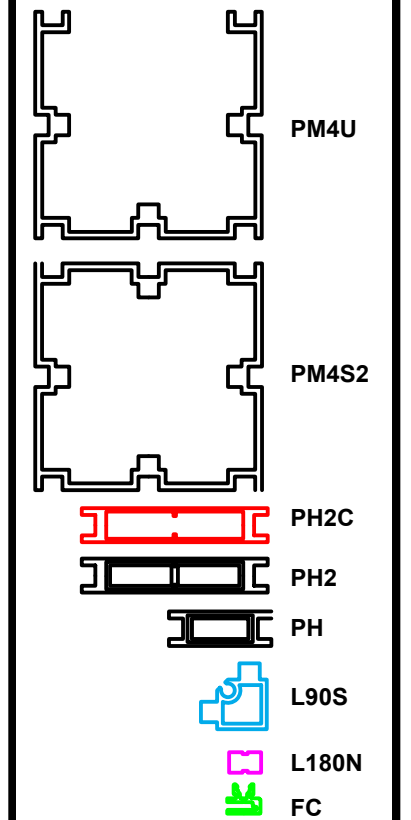


1. Redesign of this exhibit without approval by manufacturer may result in dangerous and unsafe structures. Manufacturer disclaims any responsibility for redesigned exhibits it does not approve in writing.

2. Parts and components such as panels and extrusions are manufactured to metric sizing. Where ever possible sizes have been noted in feet and inches as well as in metric. Below is the imperial to metric sizing table as reference. "Nominal" refers to approximate size.

2400mm = (94 1/2")	Phone Line / Fax
2100mm = (82 5/8")	Internet connection
1800mm = (70 7/8")	Outlet
1500mm = (59")	Main Drop (point of distrution)
1200mm = (47 1/4")	
900mm = (35 1/2")	
600mm = (23 5/8")	
300mm = (11 7/8")	

--- Wire running under carpet



HYBRID PRO RENTAL KIT

Title: SET-UP INSTRUCTIONS

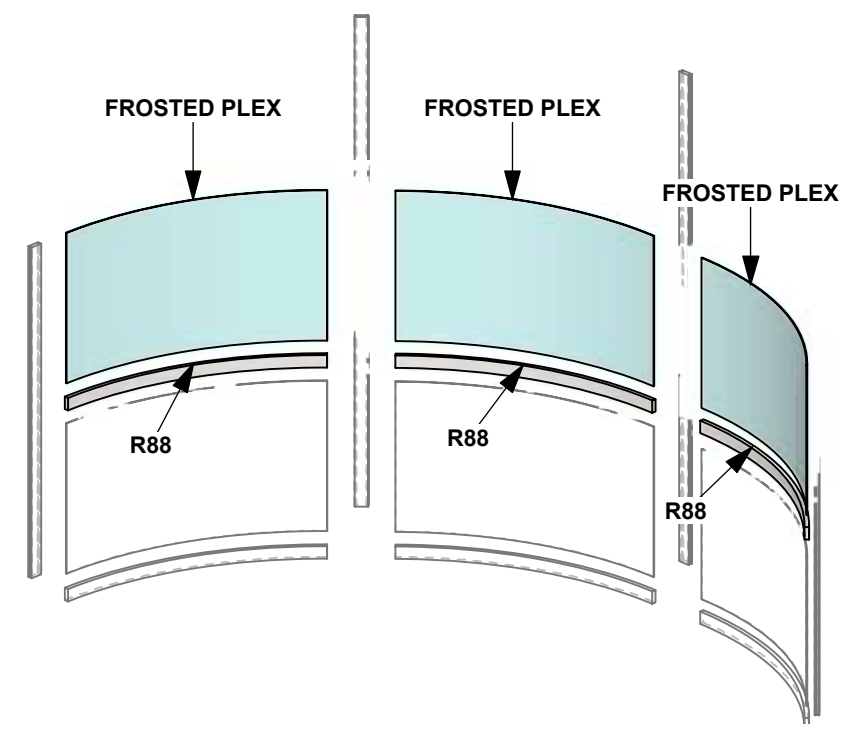
Code	#	Description
R88	6	RADIUS PH-4RN PH EXTRUSION WITH LOCKS BO
FROSTED PLE	6	545MM (V) X 965MM X 1/8" P95 SINGLE SIDED FR

1. Redesign of this exhibit without approval by manufacturer may result in dangerous and unsafe structures. Manufacturer disclaims any responsibility for redesigned exhibits it does not approve in writing.

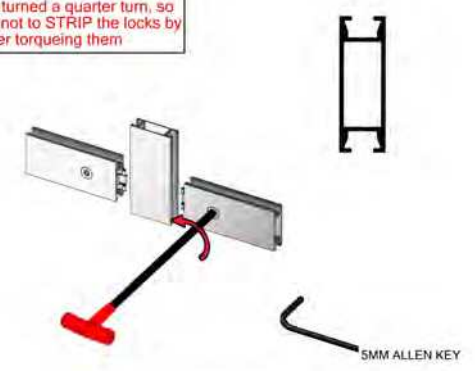
2. Parts and components such as panels and extrusions are manufactured to metric sizing. Where ever possible sizes have been noted in feet and inches as well as in metric. Below is the imperial to metric sizing table as reference. "Nominal" refers to approximate size.

2400mm = (94 1/2")	Phone Line / Fax
2100mm = (82 5/8")	Internet connection
1800mm = (70 7/8")	Outlet
1500mm = (59")	Main Drop (point of distrution)
1200mm = (47 1/4")	
900mm = (35 1/2")	
600mm = (23 5/8")	
300mm = (11 7/8")	

--- Wire running under carpet

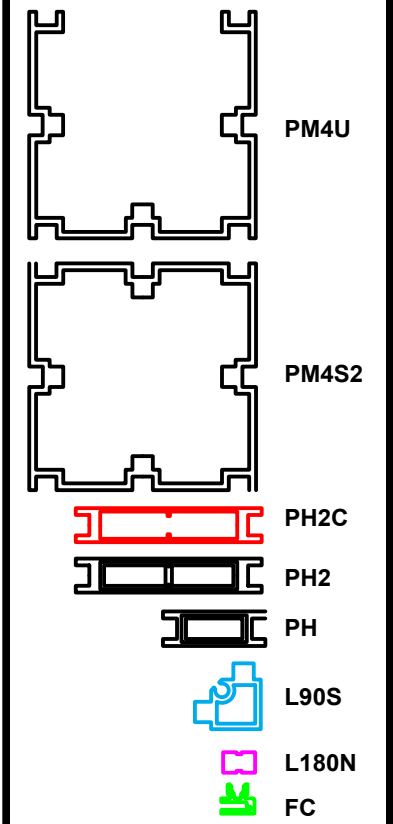
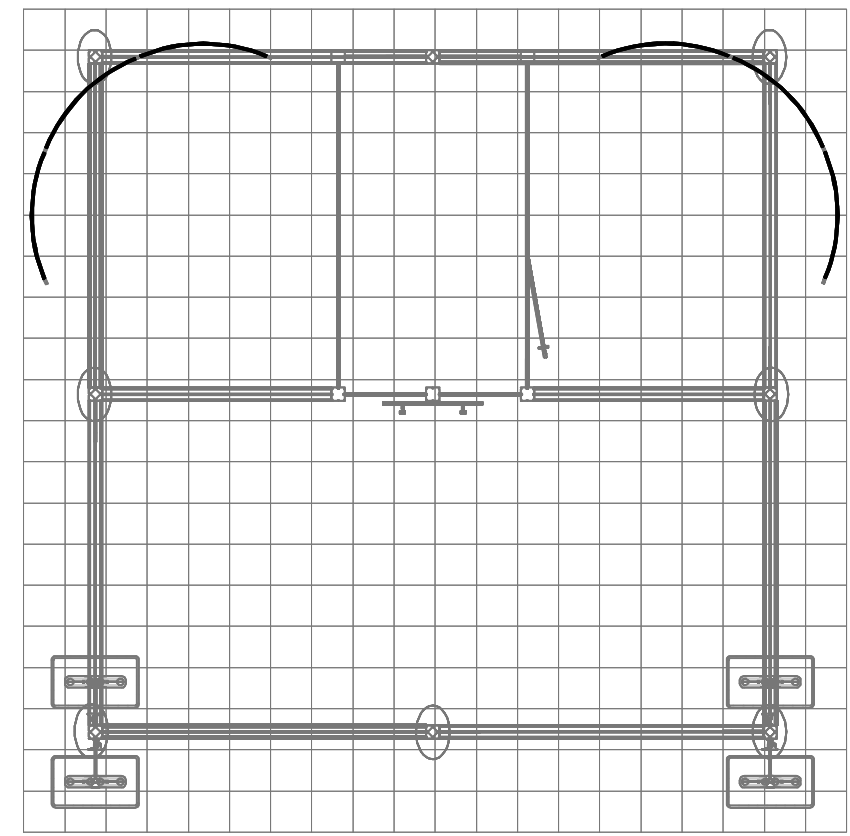
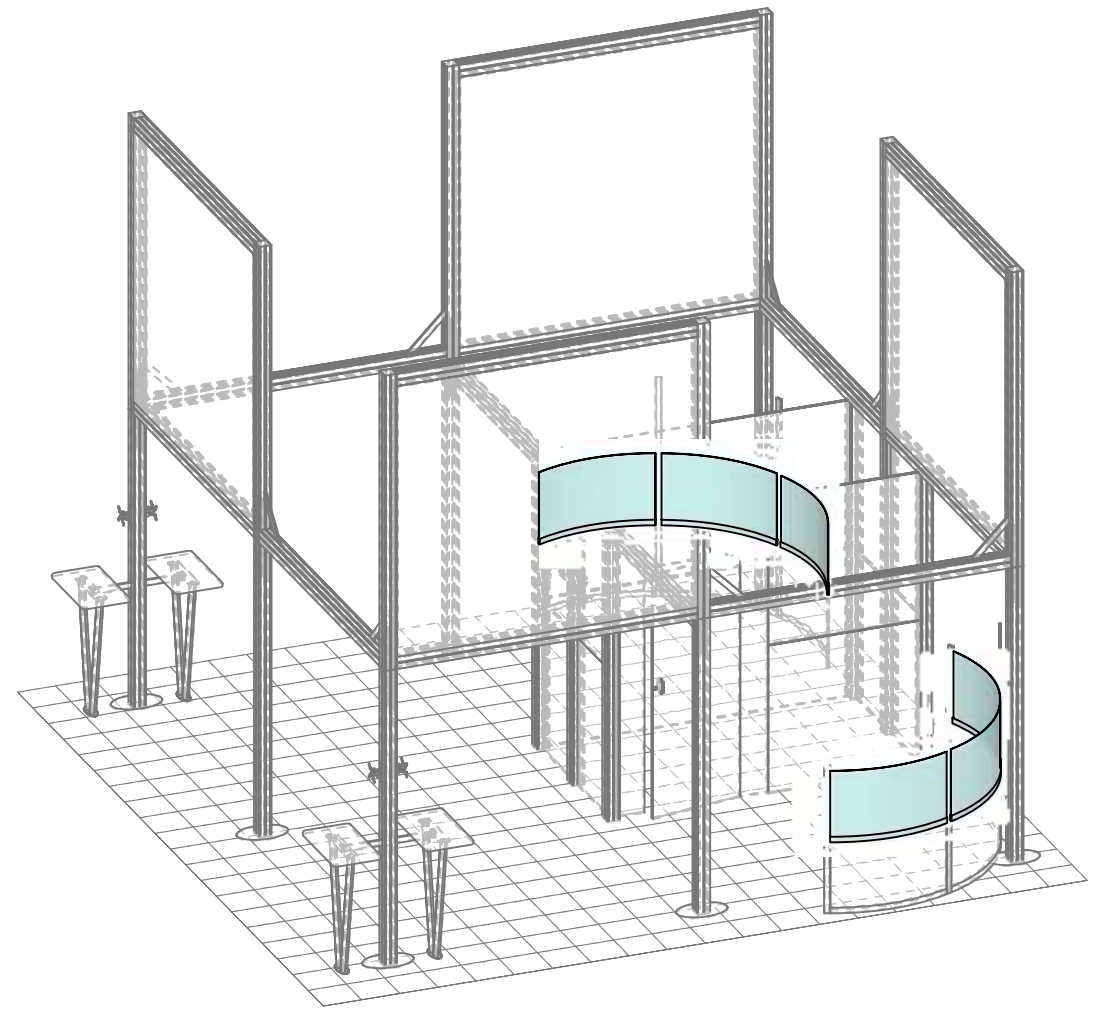


WARNING!
Locks should ONLY be turned a quarter turn, so as not to STRIP the locks by over torquing them



LOCK EXTRUSION BY USING 5MM ALLEN KEY

BUILD 2 UNITS



HYBRID PRO RENTAL KIT

Title: SET-UP INSTRUCTIONS

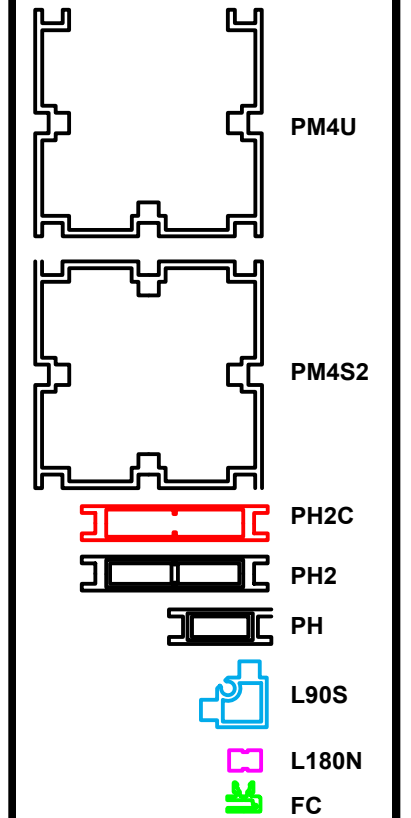
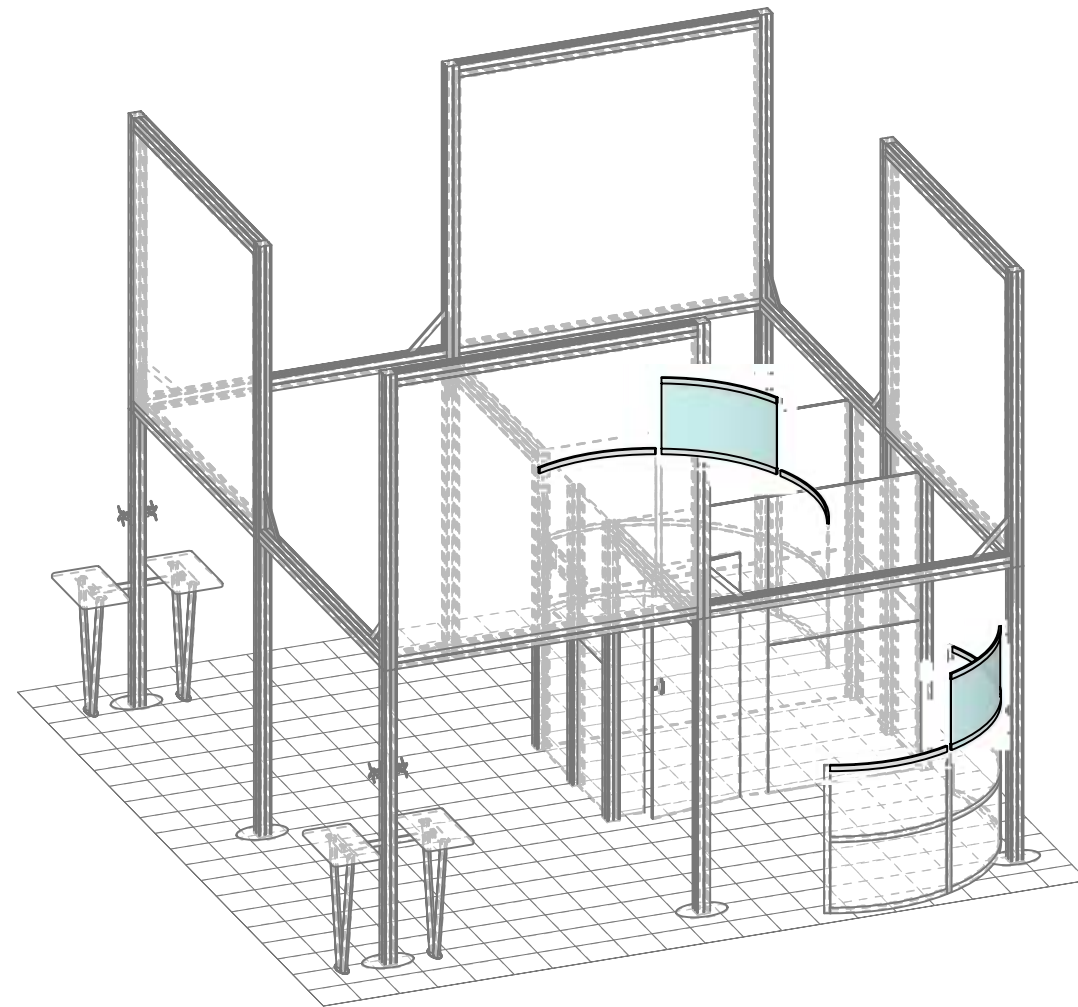
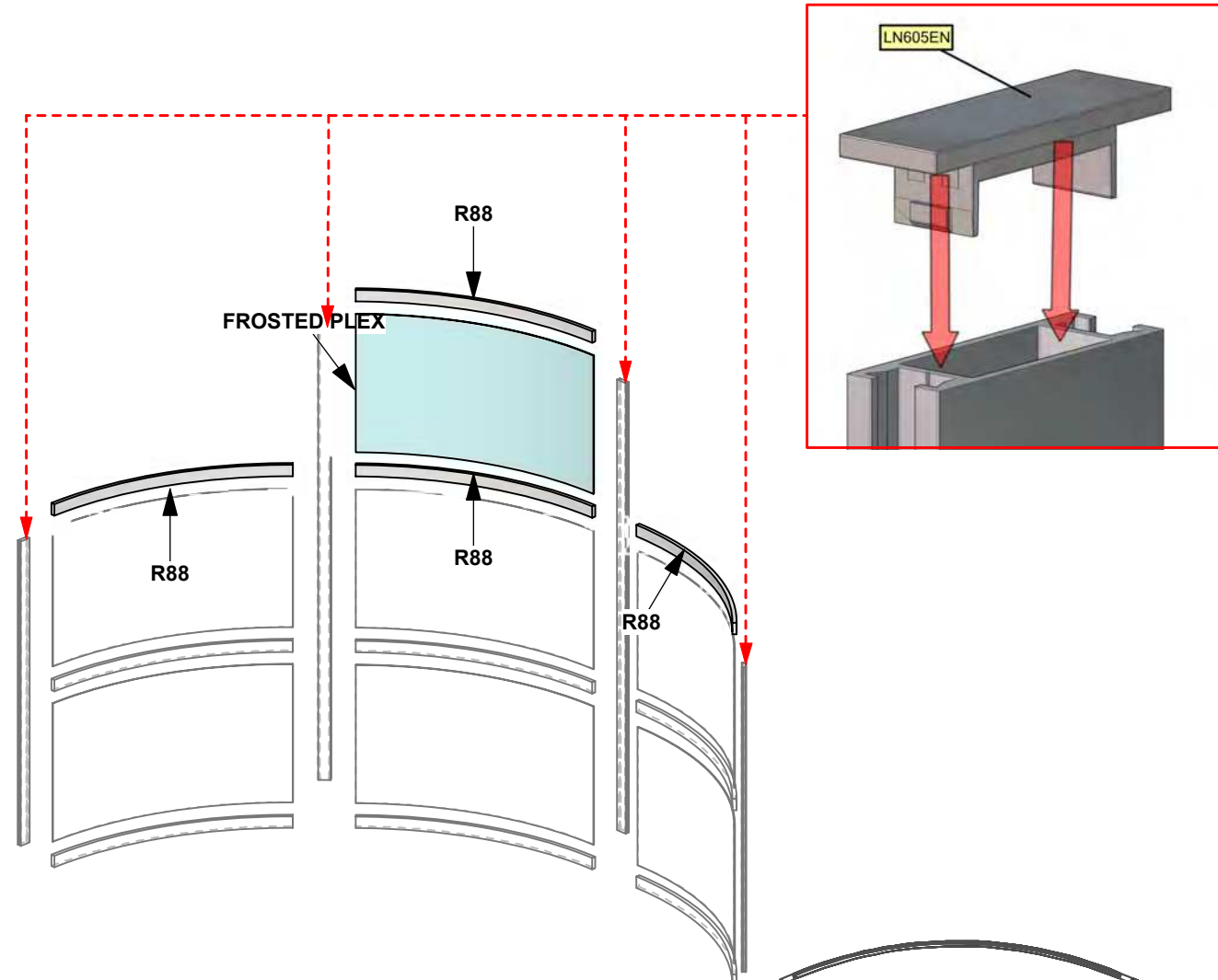
Code	#	Description
R88	8	RADIUS PH-4RN PH EXTRUSION WITH LOCKS BOTH ENDS (LOC
FROSTED PLEX	2	545MM (V) X 965MM X 1/8" P95 SINGLE SIDED FROSTED PLEX

1. Redesign of this exhibit without approval by manufacturer may result in dangerous and unsafe structures. Manufacturer disclaims any responsibility for redesigned exhibits it does not approve in writing.

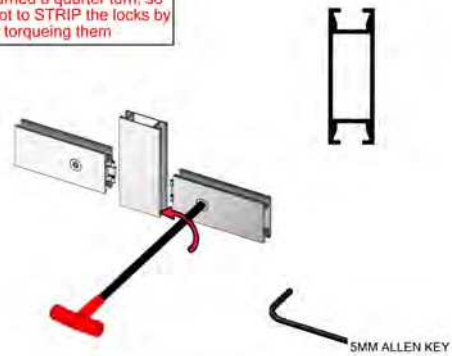
2. Parts and components such as panels and extrusions are manufactured to metric sizing. Where ever possible sizes have been noted in feet and inches as well as in metric. Below is the imperial to metric sizing table as reference. "Nominal" refers to approximate size.

2400mm = (94 1/2")	Phone Line / Fax
2100mm = (82 5/8")	Internet connection
1800mm = (70 7/8")	Outlet
1500mm = (59")	Main Drop (point of distrution)
1200mm = (47 1/4")	
900mm = (35 1/2")	
600mm = (23 5/8")	
300mm = (11 7/8")	

--- Wire running under carpet

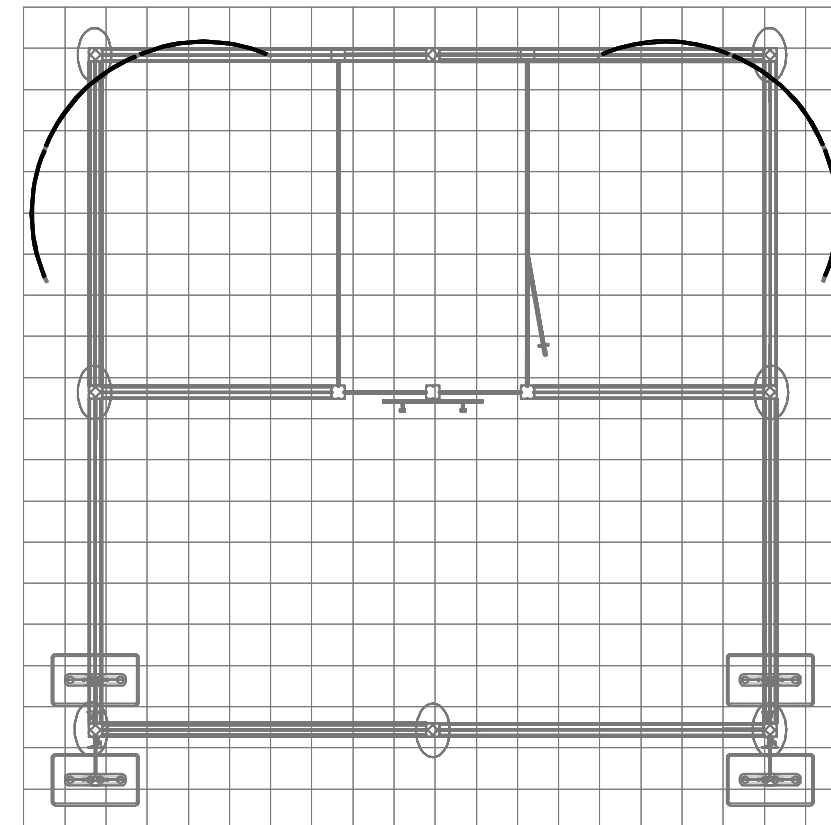


WARNING!
Locks should ONLY be turned a quarter turn, so as not to STRIP the locks by over torquing them



LOCK EXTRUSION BY USING 5MM ALLEN KEY

BUILD 2 UNITS



HYBRID PRO RENTAL KIT

Title: SET-UP INSTRUCTIONS

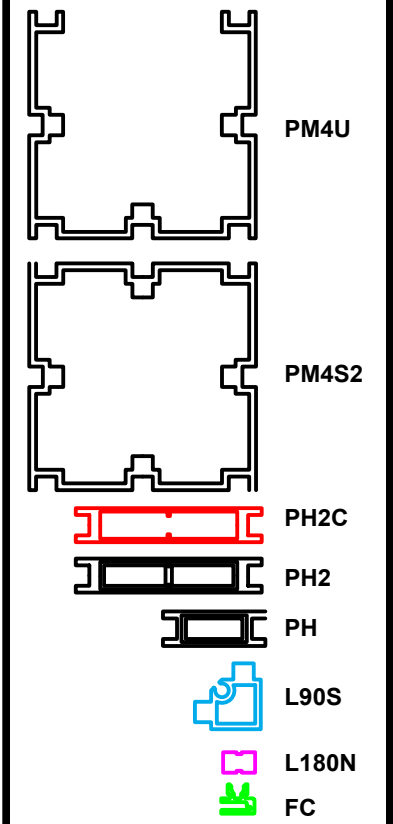
Code	#	Description
LEDL10S	12	LED SPOTLIGHT,3M,UL PLUG W/TRANSFORMER

1. Redesign of this exhibit without approval by manufacturer may result in dangerous and unsafe structures. Manufacturer disclaims any responsibility for redesigned exhibits it does not approve in writing.

2. Parts and components such as panels and extrusions are manufactured to metric sizing. Where ever possible sizes have been noted in feet and inches as well as in metric. Below is the imperial to metric sizing table as reference. "Nominal" refers to approximate size.

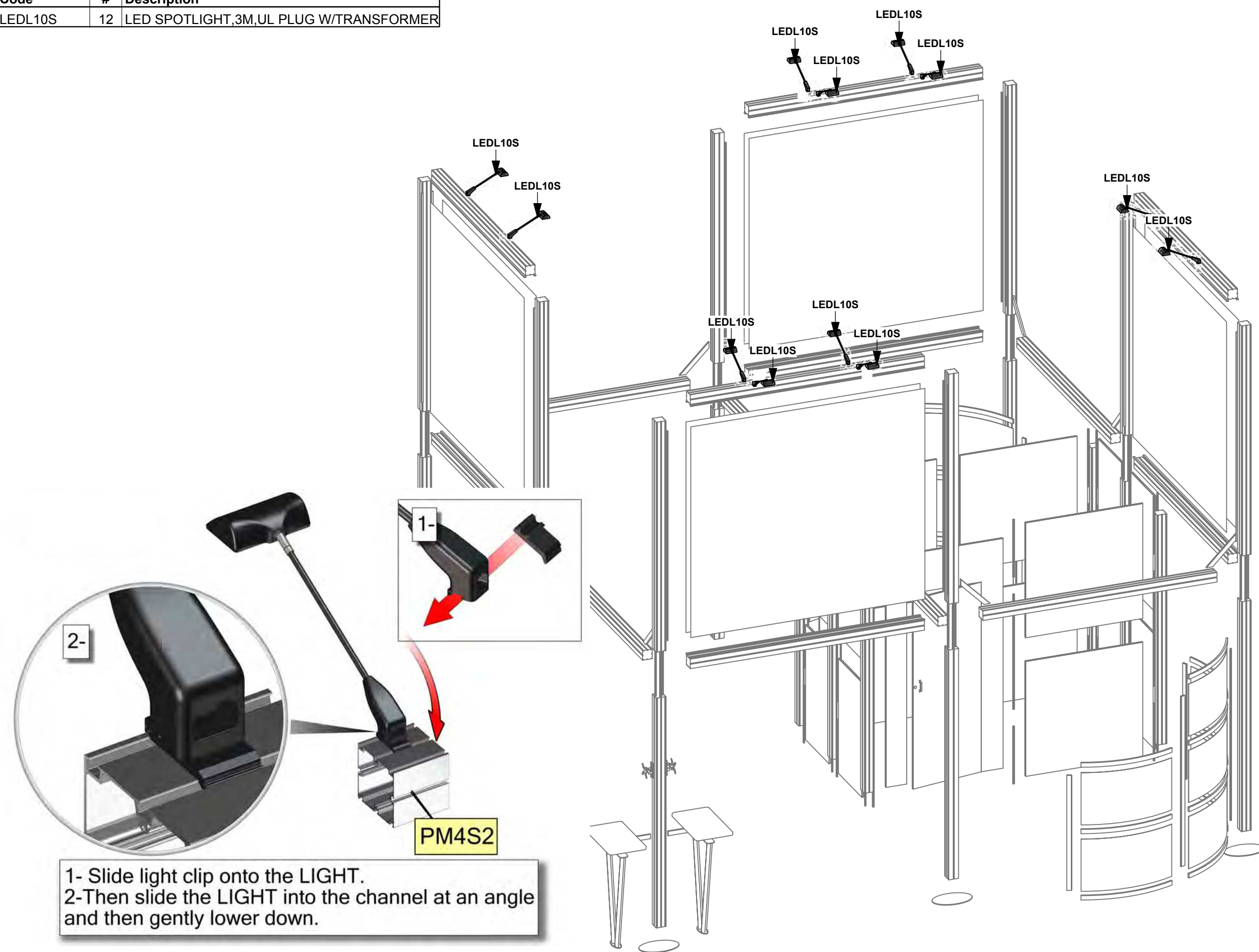
2400mm = (94 1/2")	Phone Line / Fax
2100mm = (82 5/8")	Internet connection
1800mm = (70 7/8")	Outlet
1500mm = (59")	Main Drop (point of distrution)
1200mm = (47 1/4")	
900mm = (35 1/2")	
600mm = (23 5/8")	
300mm = (11 7/8")	

--- Wire running under carpet



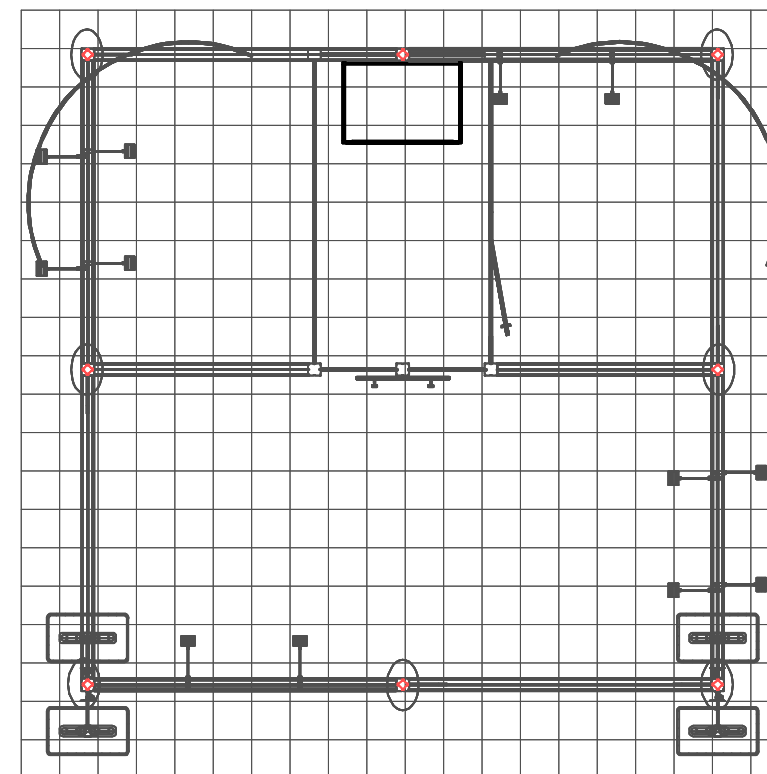
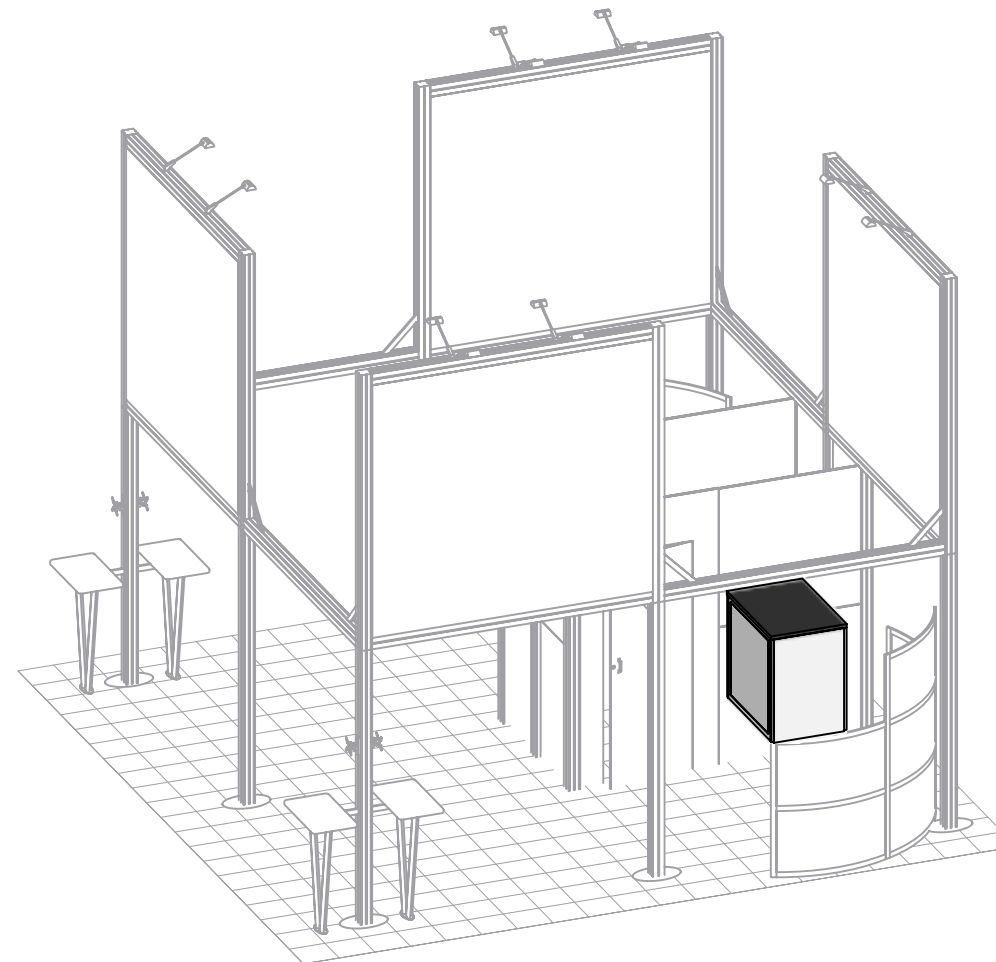

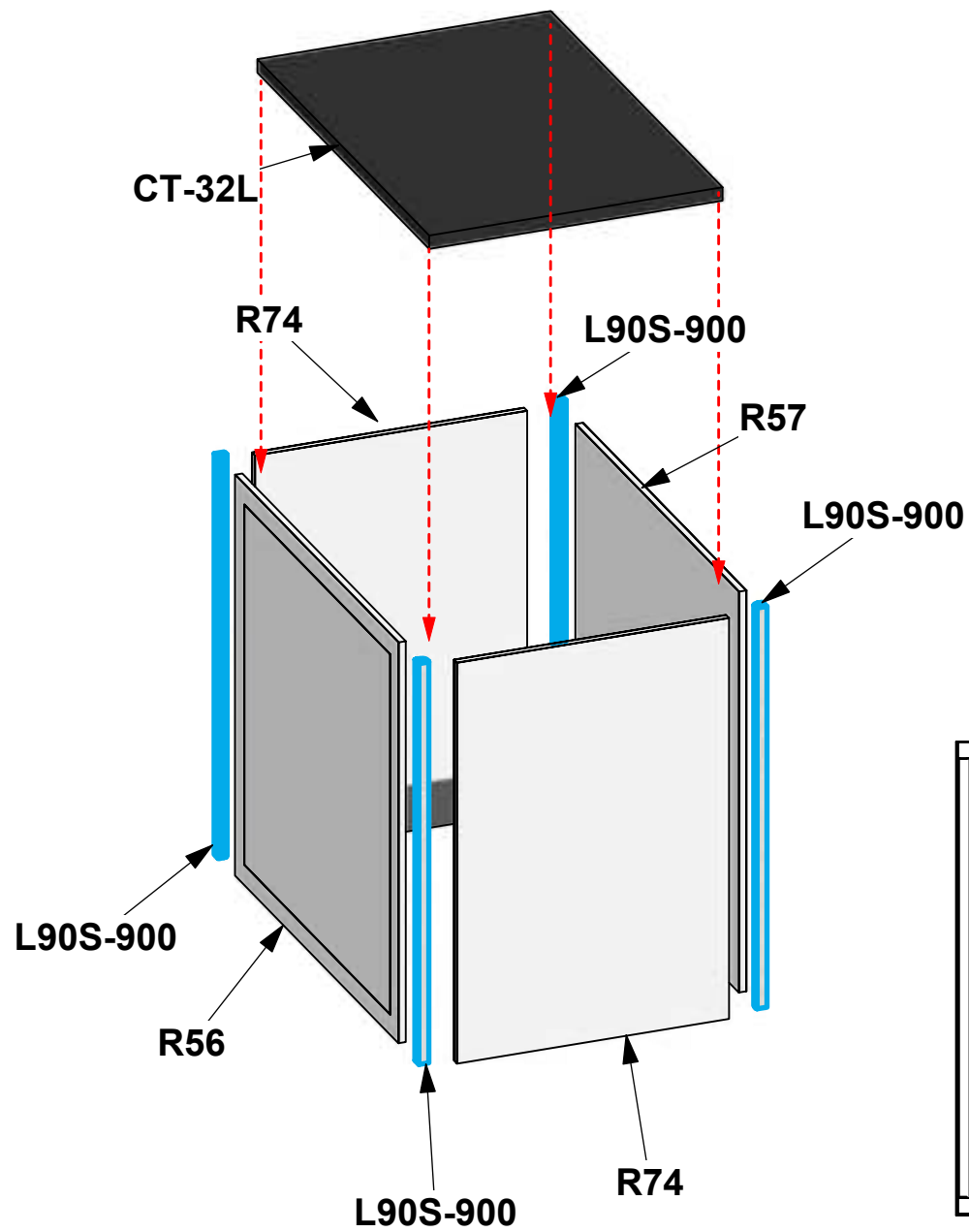
HYBRID PRO RENTAL KIT

Title: SET-UP INSTRUCTIONS



1- Slide light clip onto the LIGHT.
 2-Then slide the LIGHT into the channel at an angle and then gently lower down.

Code	#	Description
R74	2	3 X 2 (900MM X 600MM) LAMINATE PANEL
R57	1	3 X 3 (900MM X 900MM) LAMINATE PANEL
CT-32L	1	3' X 2' LAMINATE COUNTER TOP
R56	1	900MM V x 900MM W LAMINATE CABNET DOOR
L90S-900	4	900MM (35.43") 90 DEGREE SILVER LINK EXTRUSION90 DEGREE

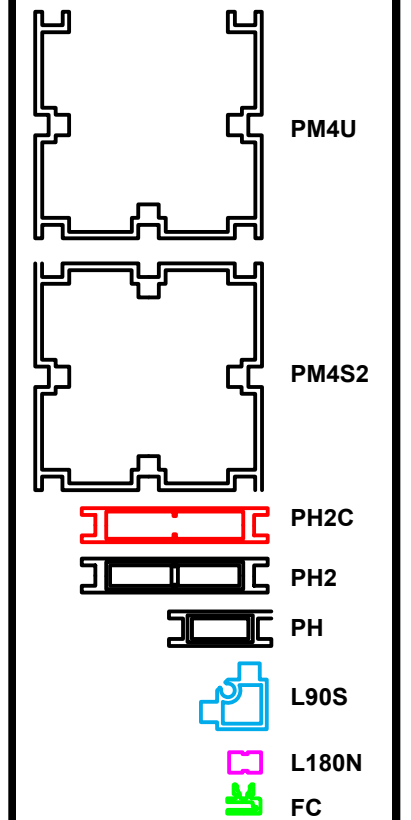


1. Redesign of this exhibit without approval by manufacturer may result in dangerous and unsafe structures. Manufacturer disclaims any responsibility for redesigned exhibits it does not approve in writing.

2. Parts and components such as panels and extrusions are manufactured to metric sizing. Where ever possible sizes have been noted in feet and inches as well as in metric. Below is the imperial to metric sizing table as reference. "Nominal" refers to approximate size.

2400mm = (94 1/2")	Phone Line / Fax
2100mm = (82 5/8")	Internet connection
1800mm = (70 7/8")	Outlet
1500mm = (59")	Main Drop (point of distrution)
1200mm = (47 1/4")	
900mm = (35 1/2")	
600mm = (23 5/8")	
300mm = (11 7/8")	

--- Wire running under carpet



HYBRID PRO RENTAL KIT

Title: SET-UP INSTRUCTIONS

PACKING INSTRUCTIONS




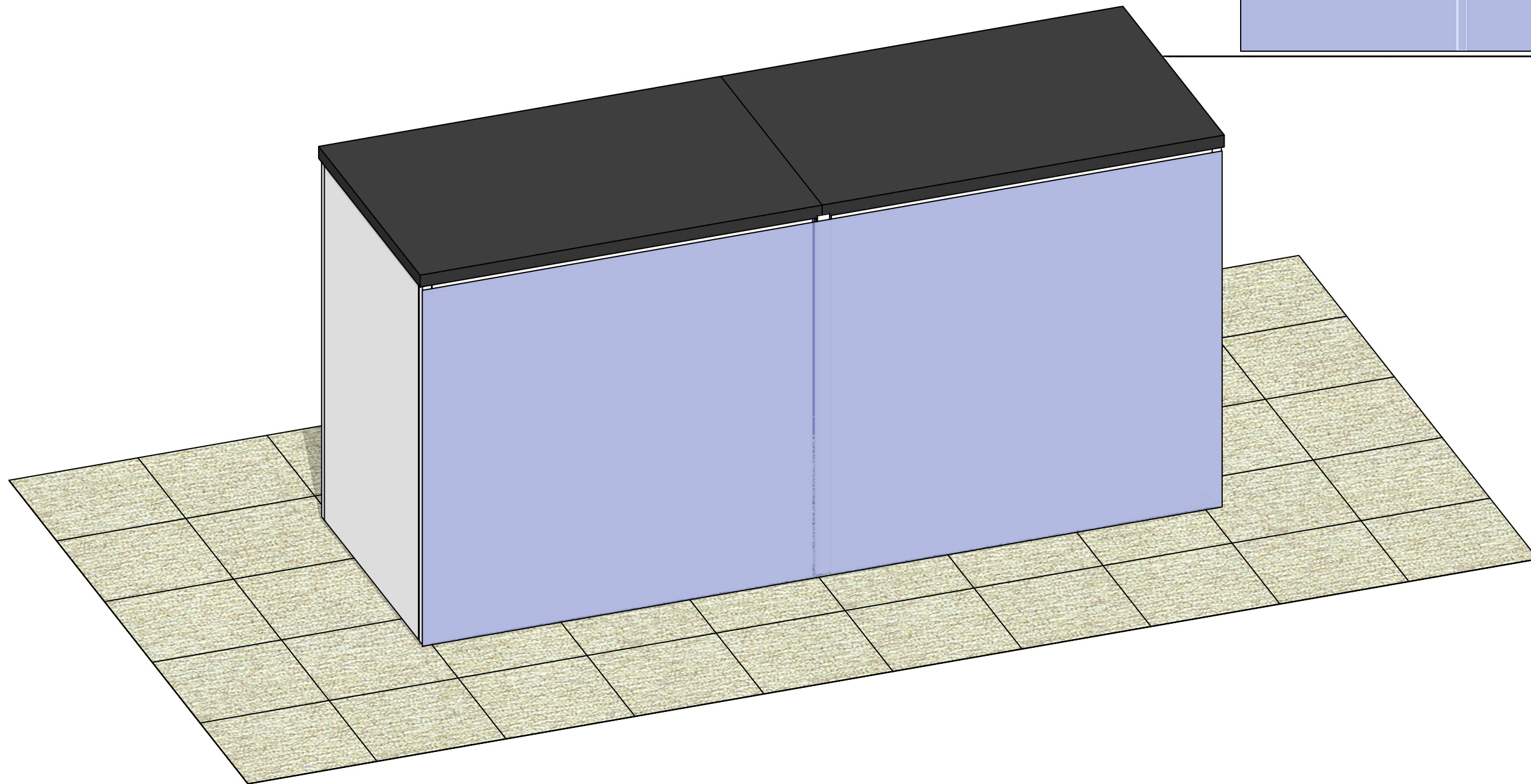
- 13** (1) R92
- 12** (2) V-CW-CT-01, (1) CT-32L
- 11** (1) R56, (2) V-CW-CT-01
- 10** (2) R74, (1) R57
- 9** (4) R93
- 8** (4) R93
- 7** (2) R70
- 6** (2) R70
- 5** (2) R70
- 4** (14) L180N-1200, (32) L180N-600, (16) R68, (16) R83, (2) R81, (4) 87
(3) MM-MB, (8) R13, (4) L90S-900, (20) R88, (8) R91, (4) R8, (4) R86
- 3** (11) R75
- 2** (1) R77, (10) R75
- 1** (11) R57

CASE # 1

LEGEND		GREY FOAM FOLDED TO FILL EMPTY SPACES OR USED AS PROTECTION
		1/8" CARDBOARD SPACER (PUT IN BETWEEN EVERY PANEL)
		DIVIDER
		1/4" WHITE FOAM (USED AS PROTECTION DOOR PANELS W/ LOCKS)



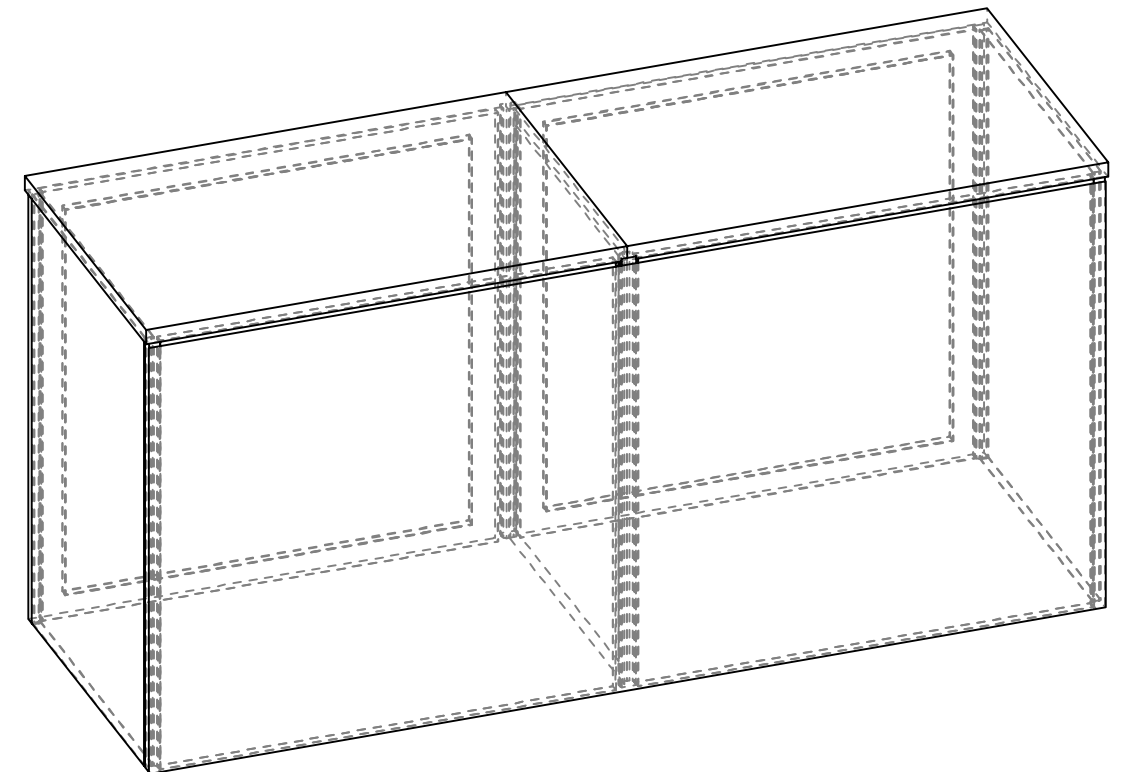

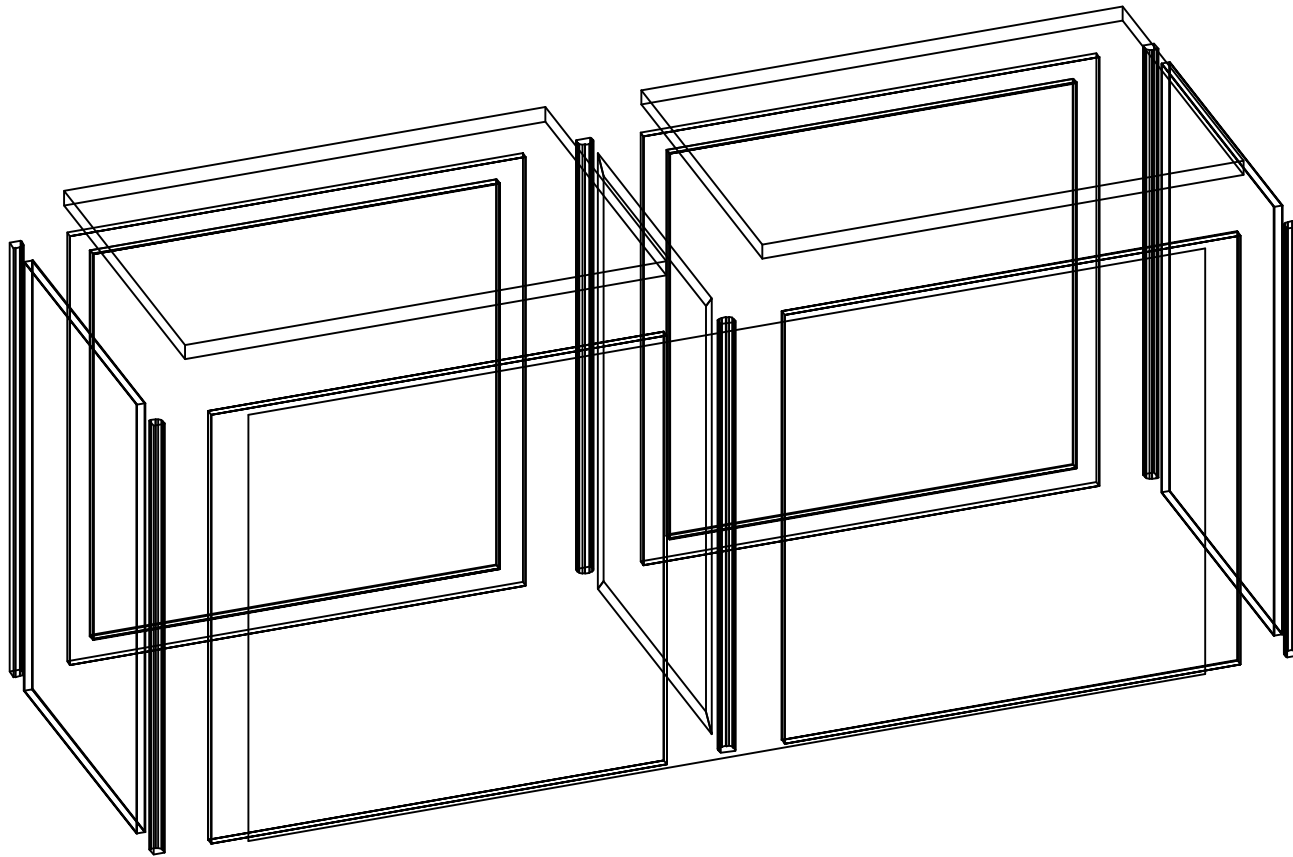
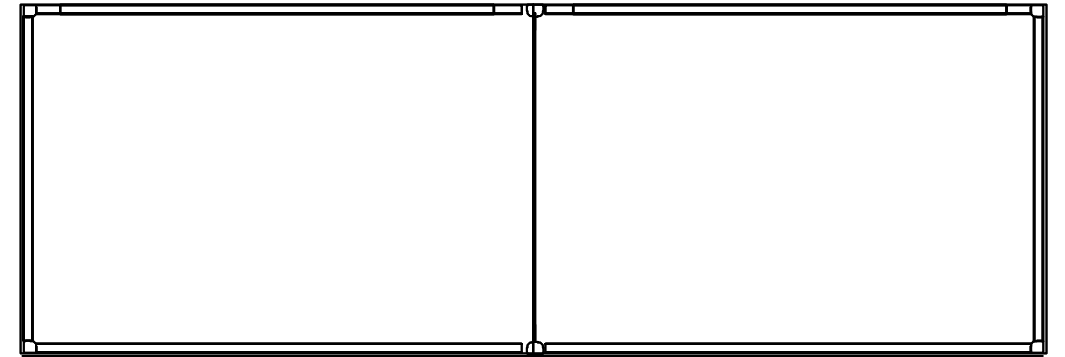
R-HPC-04



Code	#	Description
R74	2	3 X 2 (900MM X 600MM) LAMINATE PANEL
R57	2	3 X 3 (900MM X 900MM) LAMINATE PANEL
CT-32L	2	3' X 2' LAMINATE COUNTER TOP
R56	2	900MM V x 900MM W LAMINATE CABNET DOOR
L90S-900	4	900MM (35.43") 90 DEGREE SILVER LINK EXTRUSION90 DEGREE
GRAPHIC 1	1	35 3/16" (H) X 74.40" (W) ROLLABLE DETACHABLE DSG GRAPHIC WITH MAGNET ON BACK PERIMETER
R112	1	900MM X 600MM AF9P FRAME ONLY
LT-900	2	900MM (35.43") 3 WAY SILVER LINK EXTRUSION

BOM

R-HPC-04

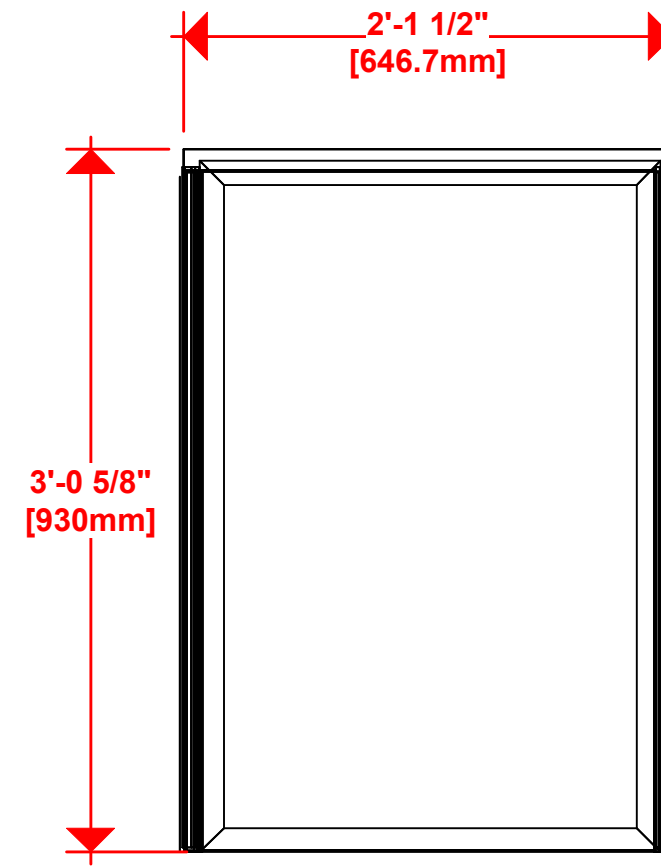
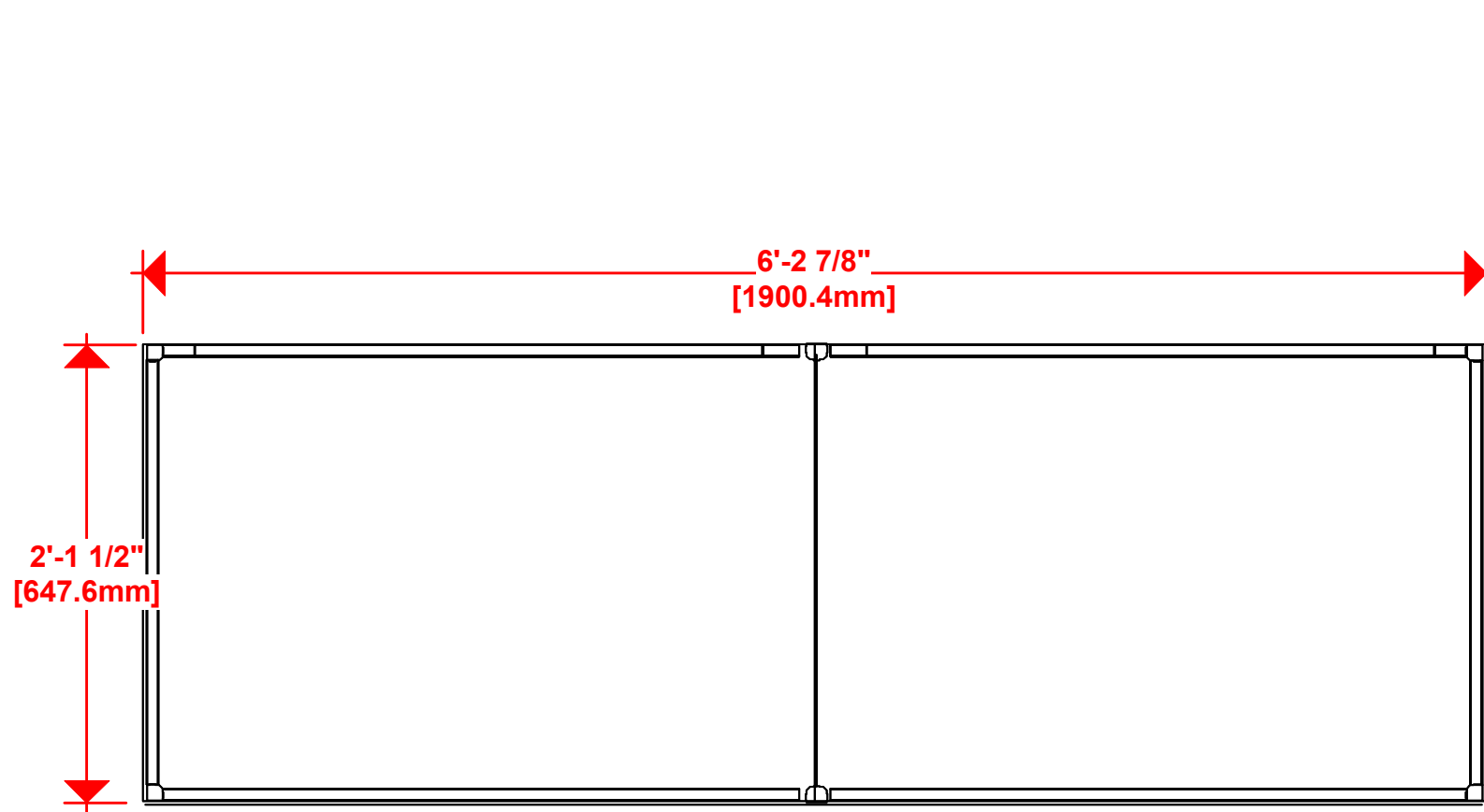


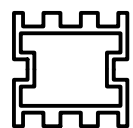
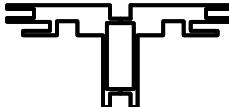
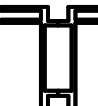




1. Redesign of this exhibit without approval by manufacturer may result in dangerous and unsafe structures. Manufacturer disclaims any responsibility for redesigned exhibits it does not approve in writing.

2. Parts and components such as panels and extrusions are manufactured to metric sizing. Where ever possible sizes have been noted in feet and inches as well as in metric. Below is the imperial to metric sizing table as reference. "Nominal" refers to approximate size.

2400mm = (94 1/2")	☒ Phone Line / Fax
2100mm = (82 5/8")	☒ Internet connection
1800mm = (70 7/8")	☒ Outlet
1500mm = (59")	☒ Main Drop (point of distrution)
1200mm = (47 1/4")	
900mm = (35 1/2")	
600mm = (23 5/8")	
300mm = (11 7/8")	

--- Wire running under carpet



-  PM2S2
-  PHFC4
-  PHFC2
-  PH
-  PH4SC
-  L90S
-  LT

HYBRID PRO RENTAL KIT

Title: SET-UP INSTRUCTIONS

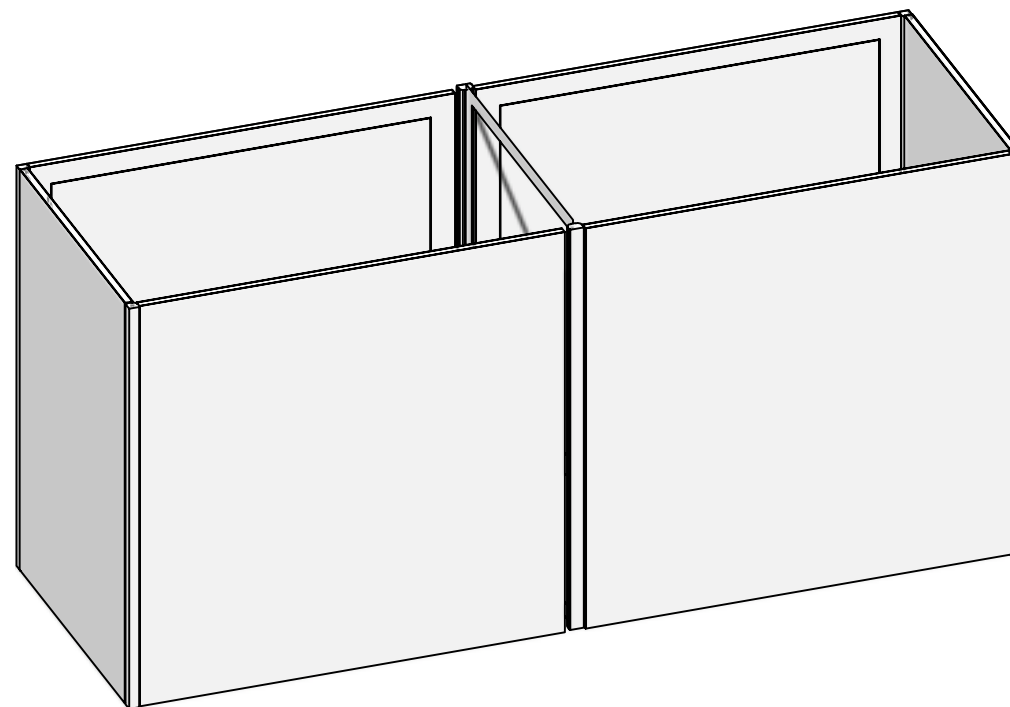
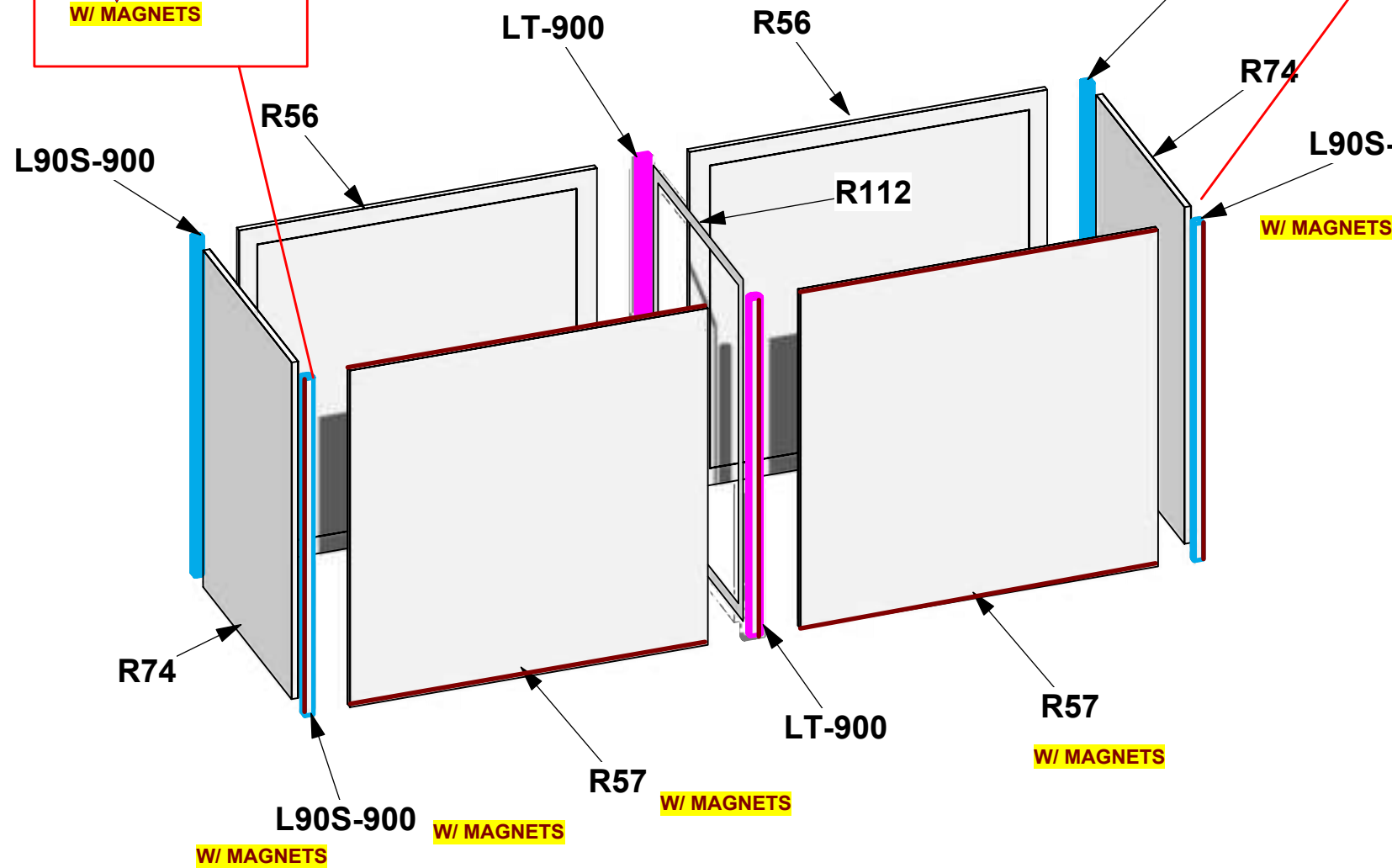

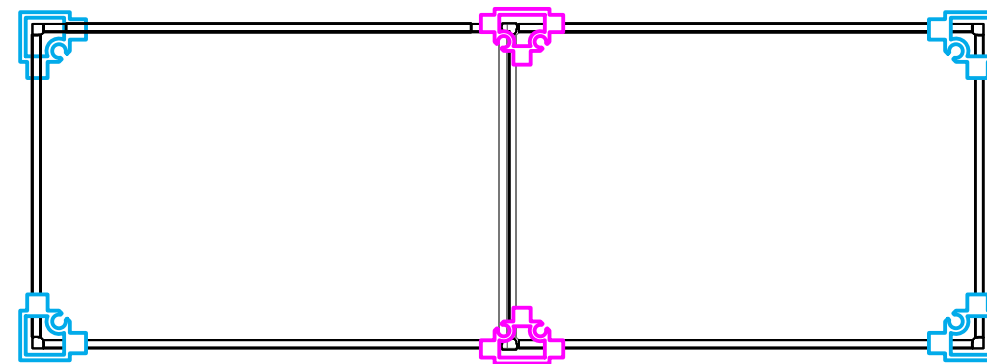
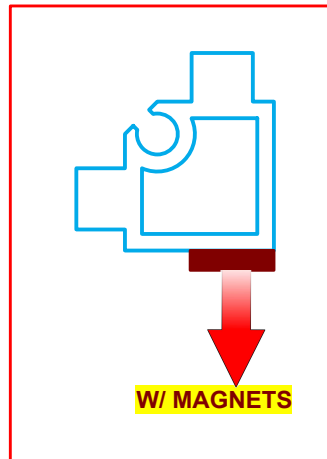
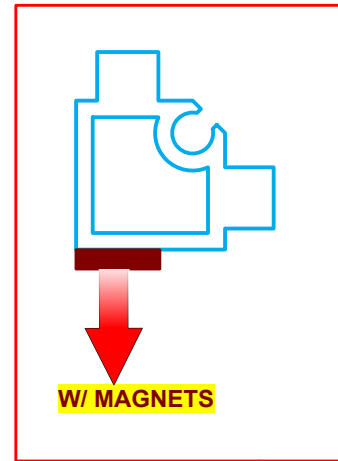
Code	#	Description
R74	2	3 X 2 (900MM X 600MM) LAMINATE PANEL
R57	2	3 X 3 (900MM X 900MM) LAMINATE PANEL
R56	2	900MM V x 900MM W LAMINATE CABNET DOOR
L90S-900	4	900MM (35.43") 90 DEGREE SILVER LINK EXTRUSION90 DEGREE
R112	1	900MM X 600MM AF9P FRAME ONLY
LT-900	2	900MM (35.43") 3 WAY SILVER LINK EXTRUSION

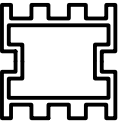
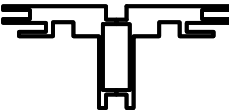




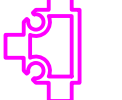
1. Redesign of this exhibit without approval by manufacturer may result in dangerous and unsafe structures. Manufacturer disclaims any responsibility for redesigned exhibits it does not approve in writing.

2. Parts and components such as panels and extrusions are manufactured to metric sizing. Where ever possible sizes have been noted in feet and inches as well as in metric. Below is the imperial to metric sizing table as reference. "Nominal" refers to approximate size.

2400mm = (94 1/2")	Phone Line / Fax
2100mm = (82 5/8")	Internet connection
1800mm = (70 7/8")	Outlet
1500mm = (59")	Main Drop (point of distrution)
1200mm = (47 1/4")	
900mm = (35 1/2")	
600mm = (23 5/8")	
300mm = (11 7/8")	

--- Wire running under carpet

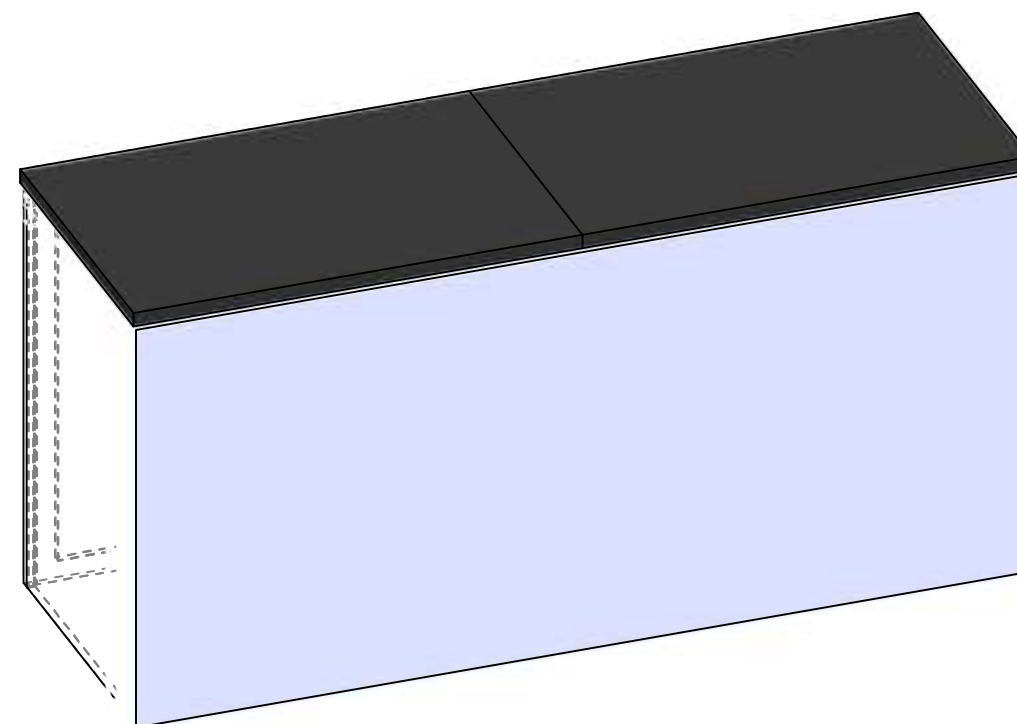


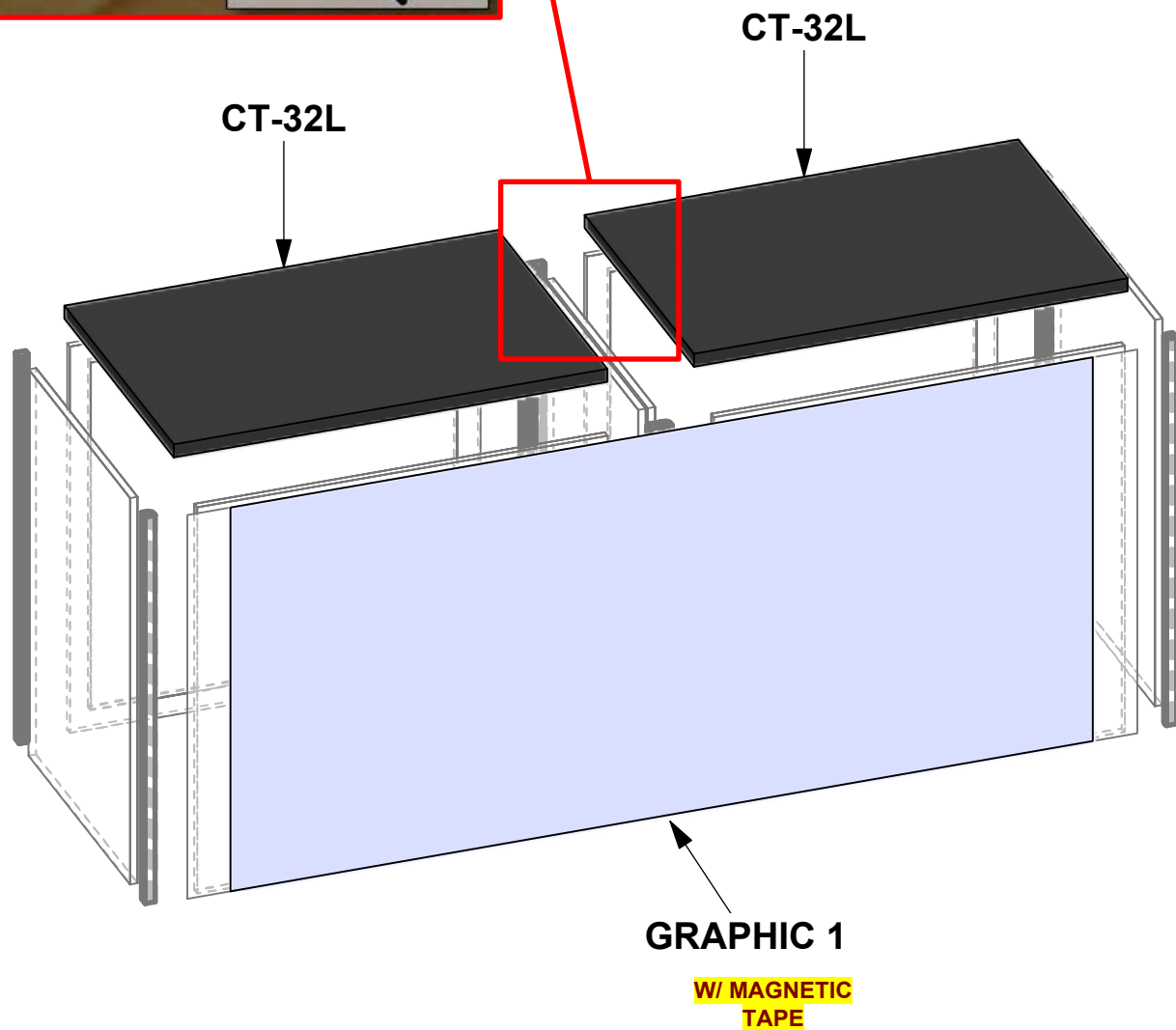
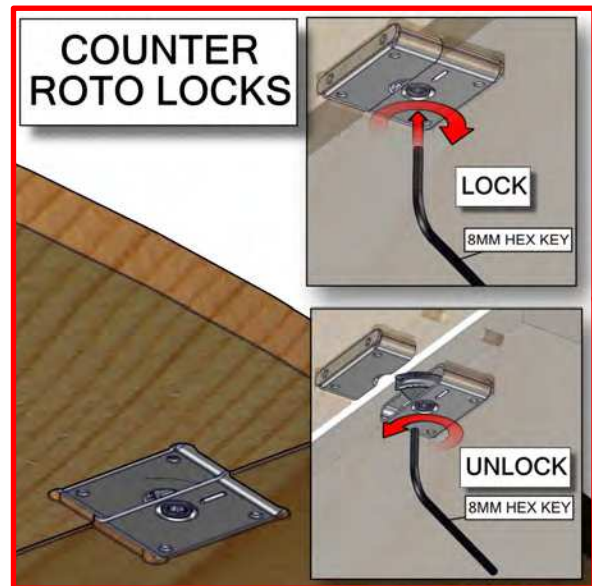


-  PM2S2
-  PHFC4
-  PHFC2
-  PH
-  PH4SC
-  L90S
-  LT

HYBRID PRO RENTAL KIT

Title: SET-UP INSTRUCTIONS

Code	#	Description
CT-32L	2	3' X 2' LAMINATE COUNTER TOP
GRAPHIC 1	1	35 3/16" (H) X 74.40" (W) ROLLABLE DETACHABLE DSG GRAPHIC WITH MAGNET ON BACK PERIMET



1. Redesign of this exhibit without approval by manufacturer may result in dangerous and unsafe structures. Manufacturer disclaims any responsibility for redesigned exhibits it does not approve in writing.

2. Parts and components such as panels and extrusions are manufactured to metric sizing. Where ever possible sizes have been noted in feet and inches as well as in metric. Below is the imperial to metric sizing table as reference. *Nominal" refers to approximate size.

- 2400mm = (94 1/2")
 - 2100mm = (82 5/8")
 - 1800mm = (70 7/8")
 - 1500mm = (59")
 - 1200mm = (47 1/4")
 - 900mm = (35 1/2")
 - 600mm = (23 5/8")
 - 300mm = (11 7/8")
- Phone Line / Fax
 - Internet connection
 - Outlet
 - Main Drop (point of distrution)
- Wire running under carpet

- PM2S2
- PHFC4
- PHFC2
- PH
- PH4SC
- L90S
- LT

HYBRID PRO RENTAL KIT

Title: SET-UP INSTRUCTIONS

PACKING INSTRUCTIONS



1 (1) R57



2 (1) R57



3 (1) R112



4 (1) R74



5 (1) R74



6 (1) R56



7 (1) R56



8 (2) CT-32L, (4) L90S-900,
(1) LT-900

CASE # 1

LEGEND	
	GREY FOAM FOLDED TO FILL EMPTY SPACES OR USED AS PROTECTION
	1/8" CARDBOARD SPACER (PUT IN BETWEEN EVERY PANEL)
	DIVIDER
	1/4" WHITE FOAM (USED AS PROTECTION DOOR PANELS W/ LOCKS)

