


Hopup

HOP-1x1-S
 HOP-2x1-S / HOP-2x1-C
 HOP-2x2-S / HOP-2x2-C
 HOP-3x2-S / HOP-3x2-C
 HOP-1x3-S

HOP-2x3-S / HOP-2x3-C
 HOP-3x3-S / HOP-3x3-C
 HOP-4x3-S / HOP-4x3-C
 HOP-5x3-S / HOP-5x3-C

Hopup tension fabric displays are simple, versatile and can be set up in seconds. Hopups feature a lightweight, durable frame that holds a curved or straight fabric mural. Simply attach the graphic, pop (expand) the frame and you have an exhibit. All curved and straight Hopups are available with and without end caps.



features and benefits:

- Lightweight anodized silver frame
- Supports an integrated fabric graphic mural (end caps also available)
- Easy assembly
- Rolling carry bag included with all units
- LED lighting available
- Lifetime hardware warranty against manufacturer defects

dimensions:

Hardware

Straight Frames:

- 1x1:** 31" w x 31" h x 12" d
- 2x1:** 60" w x 31" h x 12" d
- 2x2:** 60" w x 60" h x 12" d
- 3x2:** 89.375" w x 60" h x 12" d
- 1x3:** 31" w x 89.375" h x 12" d
- 2x3:** 60" w x 89.375" h x 12" d
- 3x3:** 89.375" w x 89.375" h x 12" d
- 4x3:** 118.375" w x 89.375" h x 12" d
- 5x3:** 139" w x 89.375" h x 12" d

Curved Frames:

- 2x1:** 63.5" w x 31" h x 18.5" d
- 2x2:** 63" w x 60" h x 18.5" d
- 3x2:** 91" w x 60" h x 23.25" d
- 2x3:** 63.5" w x 89.375" h x 18.5" d
- 3x3:** 91" w x 89.375" h x 23.25" d
- 4x3:** 115" w x 89.375" h x 33.5" d
- 5x3:** 139" w x 89.375" h x 47" d

Shipping-All kits ship in one box

Straight Frames:

- 1x1:** 38" w x 13" h x 10" d / 12 lbs.
- 2x1:** 38" w x 13" h x 10" d / 14 lbs.
- 2x2:** 38" w x 13" h x 10" d / 19 lbs.
- 3x2:** 38" w x 17" h x 13" d / 25 lbs
- 1x3:** 38" w x 13" h x 13" d / 16 lbs.
- 2x3:** 38" w x 17" h x 13" d / 24 lbs.
- 3x3:** 38" w x 17" h x 13" d / 30 lbs.
- 4x3:** 38" w x 19" h x 13" d / 36 lbs.
- 5x3:** 38" w x 19" h x 13" d / 42 lbs.

Curved Frames:

- 2x1:** 38" w x 13" h x 10" d / 14 lbs.
- 2x2:** 38" w x 16" h x 13" d / 20 lbs.
- 3x2:** 36" w x 16" h x 13" d / 24 lbs.
- 2x3:** 36" w x 16" h x 13" d / 23 lbs.
- 3x3:** 36" w x 16" h x 13" d / 30 lbs.
- 4x3:** 36" w x 19" h x 13" d / 36 lbs.
- 5x3:** 36" w x 19" h x 13" d / 42 lbs.

Graphic with end caps:

Total Visible Area:

- Straight Frames:**
- 1x1:** 56" w x 31" h
- 2x1:** 85.0625" w x 31" h
- 2x2:** 85.0625" w x 60.0625" h
- 3x2:** 114.125" w x 60.0625" h
- 1x3:** 56" w x 89.125" h
- 2x3:** 85.0625" w x 89.125" h
- 3x3:** 114.125" w x 89.125" h
- 4x3:** 143.1875" w x 89.125" h
- 5x3:** 172" w x 89.125" h

Curved Frames:

- 2x1:** 81" w x 31" h
- 2x2:** 81" w x 60.0625" h
- 3x2:** 108" w x 60.0625" h
- 2x3:** 81" w x 93.125" h
- 3x3:** 108" w x 89.125" h
- 4x3:** 135" w x 89.125" h
- 5x3:** 162" w x 89.125" h

Graphic with no end caps:

Straight Frames:

- 1x1:** 31" w x 31" h
- 2x1:** 60.0625" w x 31" h
- 2x2:** 60.0625" w x 60.0625" h
- 3x2:** 89.125" w x 60.0625" h
- 1x3:** 31" w x 89.125" h
- 2x3:** 60.0625" w x 89.125" h
- 3x3:** 89.125" w x 89.125" h
- 4x3:** 118.125" w x 89.125" h
- 5x3:** 147" w x 89.125" h

Curved Frames:

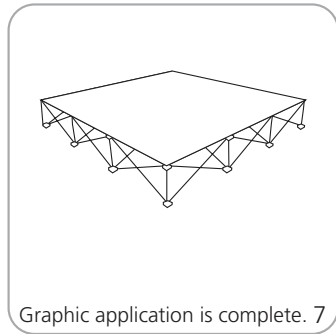
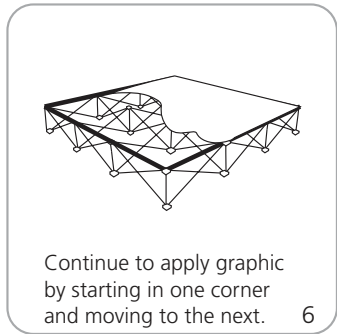
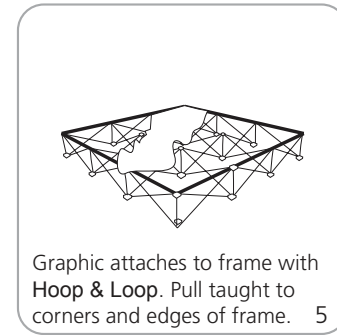
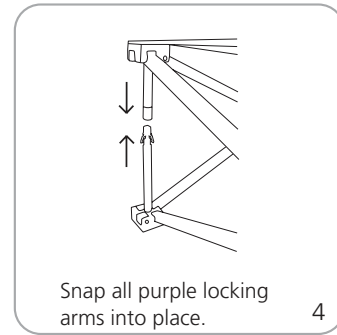
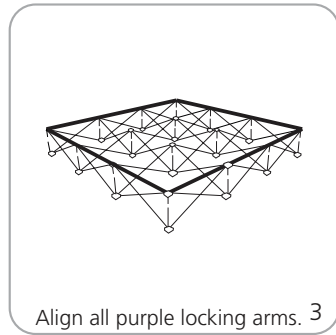
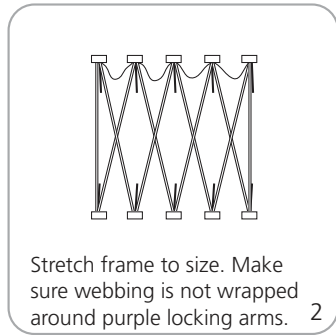
- 2x1:** 56" w x 31" h
- 2x2:** 56" w x 60.0625" h
- 3x2:** 83" w x 60.0625" h
- 2x3:** 56" w x 89.125" h
- 3x3:** 83" w x 89.125" h
- 4x3:** 110" w x 89.125" h
- 5x3:** 137" w x 89.125" h




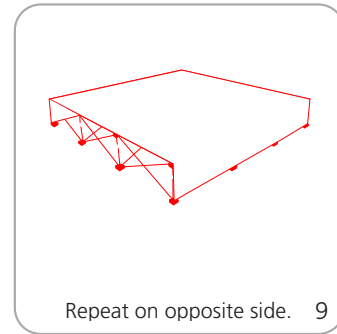
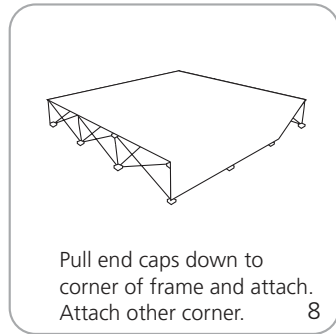
www.camelbackdisplays.com

We are continually improving and modifying our product range and reserve the right to vary the specifications without prior notice. All dimensions and weights quoted are approximate and we accept no responsibility for variance. E&OE. See Graphic Templates for graphic bleed specifications.

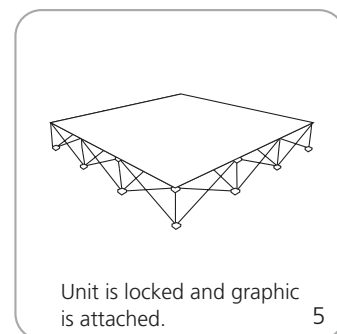
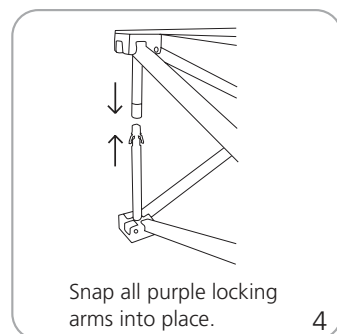
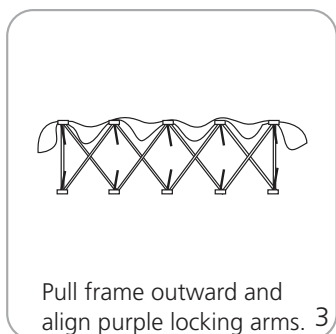
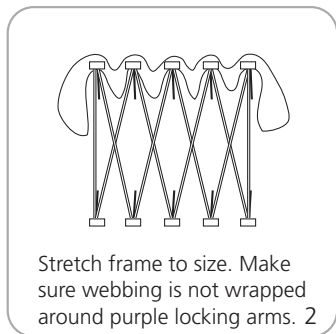
HOPUP GRAPHIC ATTACHMENT



TO ATTACH END CAPS

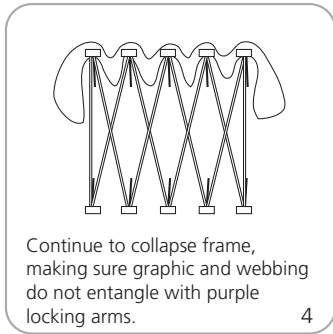
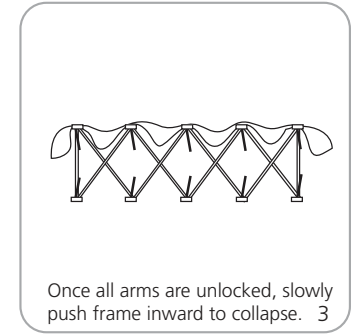
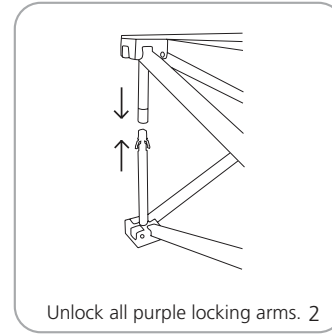
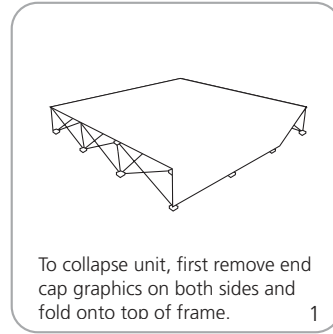
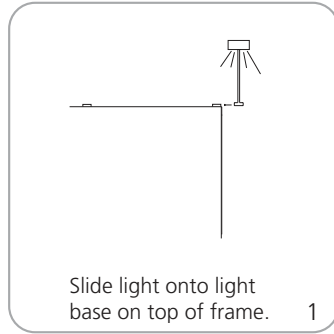



HOPUP W/GRAPHIC ATTACHED SET UP



TO ATTACH LIGHTS

TO COLLAPSE



* Hopup MUST be placed in supplied plastic bag when repacking

setup notes:



If the webbing is wrapped around the purple locking arm, the arm can snap off when opening the unit.



When setting up, ensure that the arms are aligned. If not, the arms will snap when pressure is applied.



When packing unit in the bag, ensure that the strap is not partially wrapped around an arm. If it is, the arm will snap when pulled out of the bag.



When placing in a non-roller bag, ensure that arms are not outside of the bag.



Do not use the purple locking arm to lift unit. ALWAYS lift by the frame.

Check out these related products:



Hopup 1x1 Straight



Hopup 2x1 Straight



Hopup 2x2 Straight




Hopup 3x2 Straight



Hopup 1x3 Straight



Hopup 2x3 Straight




Hopup 3x3 Straight



Hopup 4x3 Straight



Hopup 5x3 Straight




Hopup 2x2 Curved



Hopup 3x2 Curved



Hopup 2x3 Curved



Hopup 3x3 Curved



Hopup 4x3 Curved



Hopup 5x3 Curved



Hopup counter