




Accessories

		
Weight Bag - BF601 Plastic, fill with water Est. Weight: 26.5lbs (filled) Use: Extra weight for bases	L Stake - BF600 Steel Est. Weight: 0.4lbs Use: Holds bases in ground	Sand/Snow Extension - BF502 Steel stake Est. Weight: 2lbs Use: Extend Ground Sleeve Bearing or Ground Sleeve no Bearing

	Bowflag® S	Bowflag® M	Bowflag® L	Bowflag® XL	Q-Frame® CS100	Q-Frame® CS200	Outdoor (sand or soil)	Outdoor (concrete or asphalt)	Indoor	Special Use
Ground Sleeve Bearing (BF500)	***	***	***	***	*** ^o	*** ^o	***	-	-	Fence, etc.
Ground Sleeve no Bearing (BF501)	***	***	***	***	*** ^o	*** ^o	***	-	-	Fence, etc.
Auger Sleeve (BF606)	***	***	***	***	*** ^o	*** ^o	***	-	-	-
Cross Base (BF510)	***	***	***	***	*** ^o	*** ^o	***	***	***	-
Economy Cross Base (BF511)	***	***	***	***	*** ^o	*** ^o	***	***	***	-
Square Base 18x30 (BF520)	***	**	-	-	** ^{oo}	** ^{oo}	**	***	***	Pallets/Shelf, etc.
Square Base 30x30 (BF523)	***	***	**	*	*** ^{oo}	*** ^{oo}	**	***	***	-
Square Base 40x40 (BF524)	**	***	***	**	** ^{oo}	** ^{oo}	**	***	***	-
Square Base 55x55 (TP154)	*	**	***	***	** ^{oo}	** ^{oo}	**	***	***	-
Car Base (BF530)	***	***	***	***	*** ^o	*** ^o	***	***	***	Pallets/Shelf, etc.
Economy Car Base (TP172)	***	***	***	***	*** ^o	*** ^o	***	***	***	Pallets/Shelf, etc.
Plastic Base (BF602)	***	***	-	-	***	***	**	**	***	-
Screw on Base 30° (BF526)	***	***	***	***	*** ^o	*** ^o	-	***	***	Walls, etc.
Screw on Base 90° (BF525)	***	***	***	***	*** ^o	*** ^o	-	***	***	-

* Good
 ** Better
 *** Best
^o Requires Connector (CS151)
^{oo} Thorn comes standard with Pole Set