


9ft Razor Sail Sign



Single Sided

Kit Item# (Spike):190667 (Scissors):190757
 48HR QS:(Spike):190821 (Scissors):190801
 Graphic Only Item #:190668



**FOR REFERENCE ONLY
 PLEASE USE FULL SIZE
 TEMPLATES ON PAGE 2
 TO SET UP ARTWORK**

TEMPLATE KEY

-  = BLEED AREA
-  = FINISHED SIZE
-  = SAFE AREA
-  = STITCH LINE

BLEED AREA

27"W x 78.6"H
 (.25" on all sides)

Area of art that is used for finishing product. Background color/image should extend into this area.

FINISHED SIZE

26.5"W x 78.1"H

Area of art that is visible after finishing product. Background color/image should extend into the bleed area.

STITCH LINE

NA

SAFE AREA

24.5"W x 75.25"H

Recommended area to place artwork. Artwork within this area will be safe from variance in cut of finished edge /stitch line.

Using PMS colors in your art is recommended but an exact match cannot be guaranteed.

Dye-Sub products are printed CMYK (4 color) process from your art file.

- All images must be embedded
- All fonts must be outlined.

ACCEPTABLE FILE FORMATS:



Vector lines



Vector image

- Adobe Illustrator (.ai, .pdf, .eps)
- All Fonts Outlined
- Images Embedded



Raster image

- Adobe Photoshop (.psd, .tif, .jpg)
- 200 DPI at 100% Scale

Updated: 11.22.13

TEMPLATE KEY

-  = BLEED AREA
-  = FINISHED SIZE
-  = SAFE AREA
-  = STITCH LINE

CUSTOMER NOTE:

- Design each print file on its own artboard to the bleed area size. 1 print files total

Front:  27" W x 78.6" H

- All images must be embedded.
- All fonts must be in outline format.

